

 **SIGMA ELECTRIC**
MANUFACTURING CORP.

Leading Manufacturer Of
Electrical Components For
Commercial, Industrial,
Residential & Utility Markets

Retail Packaging Types



Contractor Boxes



Individual UPC



Blister Cards



Zip-Lock Polybags



Multi-Piece Polybags



Cut Case Boxes




Shrink Wrap



Clamshell Packing



Polybag stapled with Header Card



***SIGMA ELECTRIC
MANUFACTURING CORP.***

Sigma Electric Mfg Corp,
120 Sigma Drive, Garner NC 27529
Ph: 919-773-0011 Fax: #919-773-0381
Visit us at www.sigmaelectric.com

TRADEMARKS



SIGMA ELECTRIC[®]

SIGMA ELECTRIC[®]

SIGMA ELECTRIC[®]
CONDUIT FITTINGS

SIGMA ELECTRIC[®]
WEATHERPROOF PRODUCTS

Spike-A-Lite[®]

GAMPAK[®]



Sigma Electric Manufacturing Corp. is a contract manufacturer of assemblies containing metal castings and injection molded components. We provide value added turnkey solutions which include initial product design, in-house tooling, testing and agency approvals, final assembly, and customer specific packaging. In addition, customer inventory and late point packaging programs are also available for North American and Asian customers.

Industrial market sectors served include:

Commercial & Industrial Electrical Construction:

Sigma Electric Manufacturing Corp. is the knowledgeable and trusted source for 1500 standard products of electrical conduit fittings, cable connectors and weatherproof products, which are certified by UL and CSA. We serve OEM, Retail and Do-It-Yourself Installers for various electrical construction projects.

Power Transmission & Distribution:

The North American Power Transmission and Distribution Industry relies heavily on **Sigma Electric Manufacturing Corp.** for their product needs. Power Line Hardware and Transformer Connectors are among the many different offerings, designed and manufactured in collaboration with our customers.

Product Development Capabilities

Sigma can develop products tailored to a customer's specific requirement with a quick turnaround, using Design for Lean Sigma (DLS) methodology.

- Product designers use the latest product design software like Pro-E and Unigraphics which help integrate product design, tool design and tool manufacturing.
- Magma mold solidification software helps the designers predict the mold flow before the die is actually built thereby increasing the chances of the die being built right the first time.
- State-of-the art rapid prototyping technology delivers models or sample parts within a matter of weeks.
- Over 125 engineers are employed in the areas of product design, tool design, project management and manufacturing engineering.

Manufacturing Technology Capabilities

Sigma maintains six world-class manufacturing facilities in India, offering expertise in the following manufacturing technology platforms and materials.

Pressure Die Casting / Gravity die casting

- Aluminum alloys
- Zinc alloys
- Copper alloys

Sand Casting

- Iron alloys
- Copper alloys
- Aluminum alloys
- Zinc alloys

Sand Casting

- Iron alloys
- Copper alloys
- Aluminum alloys
- Zinc alloys

Stamping

- Steel

Extrusion

- Aluminum

Injection Molding

- Plastics

Supply Chain Capabilities

Sigma has all the capabilities required to provide customers with a total supply chain solution.

- Ability to capture point of sale (POS) data, and generate internal production schedules based on the data.
- Ongoing, customer-centric communication between our account representatives and your planning staff to assure inventory levels, on-time deliveries and high fill-rates.
- Control of the entire manufacturing process and supply chain, from raw material to manufacturing to final packaging. Working with your design teams, we will take your ideas from concept to market.
- Utilization of Six Sigma methodology to deliver defect-free products.
- Use of lean manufacturing to drastically reduce lead times.
- Worldwide manufacturing, logistics and distribution supported by six wholly-owned manufacturing plants based in India, totaling over 500,000 square feet, and a 185,000 square feet distribution center outside Raleigh, North Carolina.
- All plants and the US headquarters are on a JD Edwards ERP system, which allows for complete and instantaneous visibility to the plants on order status and item availability to service customer orders.
- Complete EDI capability with order entry, electronic invoicing, Advanced Shipment Notices (ASN), and electronic funds transfer.
- A WMS system helps track inventory throughout the warehouse, and in processing of orders.

Product Quality

All our products are designed and manufactured to meet the requirements set forth by Underwriters' Laboratories and Canadian Standards Association.

Details can be obtained at <http://www.ul.com/onlinetools.html>. Custom products conform to our customer requirements.

All plants have in-house certification laboratories to test and certify our products. Our facility in Pune, India has the ability to perform certification tests under UL's Witness Test Data Program, thereby enabling quick product approvals.

Quality Systems

Our customers look for reliability and response. We meet and exceed our customers' expectations by rigorously conforming to quality systems conforming to ISO 9000:2000. Our Jaipur plant is also TS-16949 certified and approved by Toyota Motor Corporation.

TABLE OF CONTENTS

EMT CONDUIT

| | | |
|-------|--|--|
| 12-13 | Compression Connectors & Couplings |  |
| 14 | Raintite Compression Connectors & Couplings |  |
| 15-16 | Set Screw Connectors & Couplings |  |
| 17 | EMT to Box Offset Connectors |  |
| 18 | Pull Elbows |  |
| 19 | Inside Corner Pull Elbows & Set Screw Conduit Bodies |  |
| 20 | 90° EMT Connectors |  |
| 21 | One Hole Straps & Nail Straps |  |
| 22 | Two Hole Straps |  |
| 23 | Conduit Hangers |  |
| 24-25 | EMT to Flex Couplings & 90°, 45° EMT Elbows |  |

BX · MC · FLEX







| | | |
|-------|---|--|
| 26 | Screw-In Connectors & Couplings |  |
| 27 | 90° Angle Connectors & Set Screw Flex Connectors |  |
| 28-29 | Squeeze Connectors, EMT to Flex Couplings & Combination Connector |  |
| 30 | Duplex Connector & BX Connector |  |
| 31 | Saddle Connector & Strap Connector |  |
| 32 | One Hole Straps, Anti Short Bushings & Snap-in Flex |  |

TABLE OF CONTENTS

NMSE

| | | |
|-------|---|---|
| 33 | Clamp Type Connectors & 2-Piece Connectors |  |
| 34 | Plastic NM Cable Connectors |  |
| 35 | Service Entrance Cable Connectors |  |
| 36 | Midget One Hole Straps, One Hole & Two Hole SEU Straps |  |
| 37 | Service Entrance Heads |  |
| 38 | Service Entrance Head Mast & PVC |  |
| 39 | Oval Service Cable Heads |  |
| 40-41 | Sill Plates, Porcelain Wireholders |  |
| 42 | Conduit Supports, Wedge Clamp Connectors & Roof Flashings |  |

LIQUID-TIGHT




| | | |
|----|--|---|
| 43 | Straight Liquid-Tight Connectors |  |
| 44 | 90° Liquid-Tight Connectors |  |
| 45 | Nylon Straight & 90° Liquid-Tight Connectors |  |

TABLE OF CONTENTS

RIGID

| | | |
|----|---|---|
| 46 | Compression Connectors & Couplings |  |
| 47 | Pull Elbows |  |
| 48 | Threaded Couplings & Box Spacers |  |
| 49 | Conduit Locknuts & Die-Cast Locknuts |  |
| 50 | Sealing Locknuts & Grounding Locknuts |  |
| 51 | Plastic Insulating Bushings & Insulated Metallic Conduit Bushings |  |
| 52 | Insulated Metallic Grounding Bushings & Conduit Nipples |  |
| 53 | Reducing Washers |  |
| 54 | Reducing Bushings & Offset Nipples |  |
| 55 | Watertight Conduit Hubs |  |
| 56 | 90° Rigid Elbows, Service Entrance Ells |  |
| 57 | Mogul Conduit Bodies |  |
| 58 | Threaded Conduit Bodies |  |
| 59 | Threaded Nipples |  |
| 60 | One Hole & Two Hole Straps |  |

TABLE OF CONTENTS

GROUND

| | | |
|-------|----------------------------------|--|
| 61-62 | Ground Clamps |  |
| 63 | Ground Clamp with Hub & Strap |  |
| 64 | Ground Strap & Ground Rod Clamps |  |
| 65 | Ground Clamp with Lay-In Lug |  |

ACCESSORIES









| | | |
|-------|--|--|
| 66-67 | Cable Staples, Plastic Cable & Fiber Insulated Staples |  |
| 68 | Solderless Terminal Lugs & Knock-Out Seals |  |
| 69 | Split Bolt Connectors |  |
| 70 | Strain Relief Cord Connectors & Beam Clamp |  |
| 71 | Switch Box Supports & Conduit Hangers |  |
| 72 | Nail Plate & Ground Screw |  |
| 73 | Ground Clip, Fixture Locknut & Extension |  |
| 74 | Ground Wire & Knock-Out Bushing |  |

TABLE OF CONTENTS

BOXES

76-82 Rectangular One Gang Boxes



83-87 Two Gang Boxes




88 Round Boxes



89 One Gang Extension Rings



90 Two Gang Extension & Round Extension Ring



COVERS

91-94 One Gang Flip Covers



95-98 Two Gang Flip Covers



99-100 Blank Covers



101-102 Lampholder Covers



103-104 Multiuse Covers



105-108 While-In-Use Covers



TABLE OF CONTENTS

LAMP HOLDERS

109 Lampholders & Quartz Halogen



110 Spike Lights & Ground Stake




KITS

111-113 Lampholder Kits



114 Security Light Kits



115-116 Complete Duplex & GFCI Receptacle Kits




ACCESSORIES

117 Closure Plugs



118-119 Gasket



120 Photoelectric Switch & Halogen Bulb




121 Box Holders



FITTING PRODUCTS

EMT Compression Connectors

Conectores De la Compresión de EMT

**Use:**

Compression type connectors are used to secure and terminate steel EMT conduit to knock-outs in concrete-tight box, dry or damp location applications. 55256 through 55259 are listed for use on steel EMT, IMC and Rigid conduits.

- UL Listed Locknut
- Concrete-Tight

Usa:

Los acopladores de compresión se utilizan para Los conectores de compresión se utilizan para realizar las conexiones de los conductos EMT de acero con las bocas de las cajas eléctricas en aplicaciones con mezcla de concreto o en aplicaciones en lugares secos. Los modelos del 55256 al 55259 pueden utilizarse para conductos EMT, IMC y rígidos, de acero.

- Tuerca de fijación Mencionada de la UL
- Concreto-Apretado

Materials / Materiales :

- Zinc Die-Cast / El Cinc Fundió A troquel
- Steel / Acero

Certification / Certificación :

UL E210498 SF LR57925

Standards / Estándares :

UL 514B
CSA C22.2 No. 18
NEMA FB-1
NEC Article 348

EMT (THINWALL) CONDUIT

| Catalog Number | UPC No 0-31857 | Trade Size | Nominal Dimensions | | | Pcs/ Unit | Ctn/Case Qty/Qty | Case Wt. |
|----------------|-------------------|------------|--------------------|---|---|--------------|---------------------|-------------|
| | | | A | B | C | | | |

Carded

| | | | | | | | | |
|-------|---------|------|------|------|------|---|--------|------|
| 18021 | 18021-8 | 1/2" | 1.19 | 0.98 | 0.38 | 3 | 10/120 | 36.0 |
| 18023 | 18023-2 | 3/4" | 1.29 | 0.98 | 0.38 | 2 | 5/60 | 17.3 |

Polybag

| | | | | | | | | |
|-------|---------|------|------|------|------|----|----|------|
| 49250 | 49250-2 | 1/2" | 1.19 | 0.98 | 0.38 | 1 | 50 | 4.3 |
| 49030 | 49030-0 | 1/2" | 1.19 | 0.98 | 0.38 | 1 | 25 | 3.31 |
| 44250 | 44250-7 | 1/2" | 1.19 | 0.98 | 0.38 | 5 | 20 | 8.3 |
| 45250 | 45250-6 | 1/2" | 1.19 | 0.98 | 0.38 | 10 | 20 | 16.1 |
| 46250 | 46250-5 | 1/2" | 1.19 | 0.98 | 0.38 | 50 | 6 | 24.0 |
| 49251 | 49251-9 | 3/4" | 1.29 | 1.22 | 0.40 | 1 | 25 | 3.2 |
| 49031 | 49031-7 | 3/4" | 1.29 | 1.22 | 0.40 | 1 | 25 | 5.01 |
| 44251 | 44251-4 | 3/4" | 1.29 | 1.22 | 0.40 | 5 | 5 | 3.0 |

Boxed


| | | | | | | | | |
|----------|---------|--------|------|------|------|---|--------|------|
| 55250 | 55250-3 | 1/2" | 1.19 | 0.98 | 0.38 | - | 50/500 | 44.1 |
| TC-601 | 65250-0 | 1/2" | 1.19 | 0.98 | 0.38 | - | 50/100 | 22.3 |
| 55251 | 55251-0 | 3/4" | 1.29 | 1.22 | 0.40 | - | 25/250 | 32.0 |
| TC-602 | 65251-7 | 3/4" | 1.29 | 1.22 | 0.40 | - | 25/50 | 15.7 |
| 55252 | 05252-2 | 1" | 1.48 | 1.52 | 0.55 | - | 10/100 | 22.5 |
| 02-55252 | 55252-7 | 1" | 1.48 | 1.52 | 0.55 | - | 10 | 2.3 |
| 02-54532 | 54532-1 | 1" | 1.48 | 1.52 | 0.55 | - | 20 | 5.0 |
| 55253 | 05253-9 | 1 1/4" | 1.70 | 1.84 | 0.61 | - | 10/40 | 14.1 |
| 02-55253 | 55253-4 | 1 1/4" | 1.70 | 1.84 | 0.61 | - | 8 | 3.5 |
| 02-54533 | 54533-8 | 1 1/4" | 1.70 | 1.84 | 0.61 | - | 10 | 4.8 |
| 55254 | 05254-6 | 1 1/2" | 1.86 | 2.14 | 0.61 | - | 10/40 | 22.6 |
| 02-55254 | 55254-1 | 1 1/2" | 1.86 | 2.14 | 0.61 | - | 5 | 2.8 |
| 02-54534 | 54534-5 | 1 1/2" | 1.86 | 2.14 | 0.61 | - | 5 | 3.0 |
| 55255 | 05255-3 | 2" | 2.13 | 2.58 | 0.76 | - | 5/20 | 15.0 |
| 02-55255 | 55255-8 | 2" | 2.13 | 2.58 | 0.76 | - | 5 | 3.9 |
| 02-54535 | 54535-2 | 2" | 2.13 | 2.54 | 0.76 | - | 5 | 5.0 |
| 02-55256 | 55256-5 | 2 1/2" | 2.62 | 3.28 | 1.01 | - | 5 | 5.4 |
| 55257 | 55257-2 | 3" | 2.70 | 3.94 | 1.04 | - | 4 | 5.8 |
| 55258 | 55258-9 | 3 1/2" | 2.80 | 4.50 | 1.08 | - | 4 | 9.2 |
| 55259 | 55259-6 | 4" | 2.80 | 4.98 | 1.08 | - | 4 | 9.2 |

Boxed w/Insulated Throat

| | | | | | | | | |
|-------|---------|--------|------|------|------|---|--------|------|
| 55350 | 55350-0 | 1/2" | 1.19 | 0.98 | 0.38 | - | 50/500 | 43.3 |
| 55351 | 55351-7 | 3/4" | 1.29 | 1.22 | 0.40 | - | 25/250 | 34.5 |
| 55352 | 55352-4 | 1" | 1.48 | 1.52 | 0.55 | - | 10/100 | 23.1 |
| 55353 | 55353-1 | 1 1/4" | 1.70 | 1.84 | 0.61 | - | 10/40 | 15.2 |
| 55354 | 55354-8 | 1 1/2" | 1.86 | 2.14 | 0.61 | - | 10/40 | 25.8 |
| 55355 | 55355-5 | 2" | 2.13 | 2.58 | 0.76 | - | 5/20 | 13.9 |
| 55356 | 55356-2 | 2 1/2" | 2.62 | 3.28 | 1.01 | - | 4 | 4.8 |
| 55357 | 55357-9 | 3" | 2.70 | 3.94 | 1.04 | - | 4 | 5.8 |
| 55358 | 55358-6 | 3 1/2" | 2.80 | 4.50 | 1.08 | - | 4 | 9.2 |
| 55359 | 55359-3 | 4" | 2.80 | 4.98 | 1.08 | - | 4 | 9.2 |

EMT Compression Couplings

Acopladores De la Compresión de EMT



Use:
Compression type couplings are used to join lengths of steel EMT conduit for concrete-tight, dry or damp location applications. 55266 through 55269 are listed for use on steel EMT, IMC and Rigid Conduits.

- Concrete-Tight

Uso:

Los acopladores de compresión se utilizan para unir tramos de conductos EMT de acero en aplicaciones con mezcla de concreto o en aplicaciones en lugares secos. Los modelos del 55266 al 55269 pueden utilizarse con conductos EMT, IMC y rígidos, de acero.

- Concreto-Apretado

Materials / Materiales :

- Zinc Die-Cast / El Cinc Fundió A troquel
- Steel / Acero

Certification / Certificación :

UL E210498 LR57925

Standards / Estándares :

UL 514B
CSA C22.2 No. 18
NEMA FB-1
NEC Article 348

EMT (THINWALL) CONDUIT

| Catalog Number | UPC No 0-31857 | Trade Size | Nominal Dimensions | | | Pcs/ Unit | Ctn/Case Qty/Qty | Case Wt. |
|----------------|----------------|------------|--------------------|---|---|-----------|------------------|----------|
| | | | A | B | C | | | |

Carded

| | | | | | | | | |
|-------|---------|------|------|------|------|---|------|------|
| 18022 | 18022-5 | 1/2" | 1.70 | 0.98 | 0.73 | 3 | 5/60 | 24.1 |
| 18024 | 18024-9 | 3/4" | 1.78 | 1.22 | 0.94 | 2 | 5/60 | 22.5 |

Polybag

| | | | | | | | | |
|-------|---------|------|------|------|------|---|----|------|
| 49260 | 49260-1 | 1/2" | 1.70 | 0.98 | 0.73 | 1 | 20 | 6.1 |
| 49040 | 49040-9 | 1/2" | 1.70 | 0.98 | 0.73 | 1 | 25 | 4.5 |
| 44260 | 44260-6 | 1/2" | 1.70 | 0.98 | 0.73 | 5 | 20 | 11.7 |
| 49261 | 49261-8 | 3/4" | 1.78 | 1.22 | 0.94 | 1 | 12 | 4.4 |
| 49041 | 49041-6 | 3/4" | 1.78 | 1.22 | 0.94 | 1 | 25 | 5.4 |
| 44261 | 44261-3 | 3/4" | 1.78 | 1.22 | 0.94 | 5 | 5 | 4.2 |

Boxed

| | | | | | | | | |
|----------|---------|--------|------|------|------|---|--------|------|
| 55260 | 55260-2 | 1/2" | 1.70 | 0.98 | 0.73 | - | 50/500 | 57.8 |
| TC-611 | 65260-9 | 1/2" | 1.70 | 0.98 | 0.73 | - | 50/100 | 28.8 |
| 55261 | 55261-9 | 3/4" | 1.78 | 1.22 | 0.94 | - | 25/250 | 40.1 |
| TC-612 | 65261-6 | 3/4" | 1.78 | 1.22 | 0.94 | - | 25/50 | 21.3 |
| 55262 | 05262-1 | 1" | 1.81 | 1.52 | 1.18 | - | 10/100 | 29.8 |
| 02-55262 | 55262-6 | 1" | 1.81 | 1.52 | 1.18 | - | 10 | 3.0 |
| 02-54542 | 54542-0 | 1" | 1.81 | 1.52 | 1.18 | - | 20 | 6.2 |
| 55263 | 05263-8 | 1 1/4" | 2.12 | 1.84 | 1.52 | - | 10/40 | 18.8 |
| 02-55263 | 55263-3 | 1 1/4" | 2.12 | 1.84 | 1.52 | - | 10 | 4.4 |
| 02-54543 | 54543-7 | 1 1/4" | 2.12 | 1.84 | 1.52 | - | 10 | 6.0 |
| 55264 | 05264-5 | 1 1/2" | 2.42 | 2.14 | 1.76 | - | 10/40 | 28.2 |
| 02-55264 | 55264-0 | 1 1/2" | 2.42 | 2.14 | 1.76 | - | 5 | 3.5 |
| 02-54544 | 54544-4 | 1 1/2" | 2.42 | 2.14 | 1.76 | - | 5 | 3.7 |
| 55265 | 05265-2 | 2" | 2.47 | 2.58 | 2.23 | - | 5/20 | 18.1 |
| 02-55265 | 55265-7 | 2" | 2.47 | 2.58 | 2.23 | - | 5 | 4.4 |
| 02-54545 | 54545-1 | 2" | 2.47 | 2.58 | 2.23 | - | 5 | 6.0 |
| 02-55066 | 55066-0 | 2 1/2" | 3.27 | 3.28 | 2.90 | - | 2 | 7.3 |
| 02-55266 | 55266-4 | 2 1/2" | 3.27 | 3.28 | 2.90 | - | 5 | 7.3 |
| 02-55267 | 55267-1 | 3" | 3.35 | 3.94 | 3.53 | - | 4 | 7.7 |
| 55268 | 55268-8 | 3 1/2" | 3.50 | 4.50 | 4.00 | - | 4 | 9.9 |
| 55269 | 55269-5 | 4" | 3.65 | 4.98 | 4.50 | - | 4 | 11.2 |

RAINTITE Compression Connectors

Conectores De la Compresión de RAINRITE



Use:

Compression type connectors are used to secure and terminate steel EMT conduit to knock-outs in concrete-tight box, dry or damp location applications.

- Raintite

Uso:

Los acopladores de compresión se utilizan para realizar las conexiones de los conductos EMT de acero con las bocas de las cajas eléctricas en aplicaciones con mezcla de concreto o en aplicaciones en lugares secos.

- Raintite

Materials / Materiales :

- Zinc Die-Cast / El Cinc Fundió A troquel

Certification / Certificación :


UL E210498

Standards / Estándares :

UL 514B
CSA C22.2 No. 18
NEMA FB-1
NEC Article 348

RAINTITE Compression Couplings

Acopladores De la Compresión de RAINRITE



Use:

Compression type couplings are used to join lengths of steel EMT conduit for concrete-tight, dry or damp location applications.

- Raintite

Uso:

Los acopladores de compresión se utilizan para unir tramos de conductos EMT de acero en aplicaciones con mezcla de concreto o en aplicaciones en lugares secos.

- Raintite

Materials / Materiales :

- Zinc Die-Cast / El Cinc Fundió A troquel

Certification / Certificación :

UL E210498

Standards / Estándares :

UL 514B
CSA C22.2 No. 18
NEMA FB-1
NEC Article 348

EMT (THINWALL) CONDUIT

| Catalog Number | UPC No | Trade Size | Nominal Dimensions | | | Pcs/ Unit | Ctn/Case Qty/Qty | Case Wt. |
|----------------|--------|------------|--------------------|---|---|-----------|------------------|----------|
| | | | A | B | C | | | |

Polybag

| | | | | | | | | |
|-------|---------|------|------|------|------|---|----|-----|
| 49850 | 49850-4 | 1/2" | 1.31 | 1.02 | 0.38 | 1 | 50 | 4.7 |
| 49851 | 49851-1 | 3/4" | 1.34 | 1.26 | 0.40 | 1 | 25 | 3.4 |

Boxed

| | | | | | | | | |
|----------|---------|--------|------|------|------|---|----|-----|
| 02-55852 | 55852-9 | 1" | 1.48 | 1.50 | 0.55 | - | 10 | 2.3 |
| 02-54853 | 54853-7 | 1 1/4" | 1.70 | 1.84 | 0.61 | - | 10 | 4.8 |
| 02-54854 | 54854-4 | 1 1/2" | 1.86 | 2.14 | 0.61 | - | 5 | 3.0 |
| 02-54855 | 54855-1 | 2" | 2.13 | 2.58 | 0.76 | - | 5 | 5.0 |

EMT (THINWALL) CONDUIT

| Catalog Number | UPC No | Trade Size | Nominal Dimensions | | | Pcs/ Unit | Ctn/Case Qty/Qty | Case Wt. |
|----------------|--------|------------|--------------------|---|---|-----------|------------------|----------|
| | | | A | B | C | | | |

Polybag


| | | | | | | | | |
|-------|---------|------|------|------|------|---|----|-----|
| 49860 | 49860-3 | 1/2" | 1.75 | 1.02 | 0.70 | 1 | 50 | 6.1 |
| 49861 | 49861-0 | 3/4" | 1.81 | 1.26 | 0.94 | 1 | 25 | 4.7 |

Boxed

| | | | | | | | | |
|----------|---------|--------|------|------|------|---|----|-----|
| 02-55862 | 55862-8 | 1" | 2.07 | 1.50 | 1.18 | - | 10 | 3.0 |
| 02-54863 | 54863-6 | 1 1/4" | 2.12 | 1.84 | 1.52 | - | 10 | 6.0 |
| 02-54864 | 54864-3 | 1 1/2" | 2.42 | 2.14 | 1.76 | - | 5 | 3.7 |
| 02-54865 | 54865-0 | 2" | 2.47 | 2.58 | 2.23 | - | 5 | 6.0 |

EMT Set Screw Connectors

Conectores Del Tornillo de presión de EMT



Use:

Set screw type connectors are used to secure and terminate steel EMT conduit to knock-outs in concrete-tight box or dry location applications. 55236 through 55239 are listed for use on steel or aluminum EMT, IMC and Rigid Conduits.

- UL Listed Locknut
- Concrete-Tight
- 1 1-4"-4" Double Set Screw

Uso:

Los conectores con tornillos de fijación se utilizan para realizar las terminaciones de los conductos EMT (tubería metálica eléctrica) de acero y para fijarlos en las bocas de las cajas eléctricas en aplicaciones con mezcla de concreto o en aplicaciones en lugares secos. Los modelos del 55236 al 55239 pueden utilizarse con conductos EMT, IMC (conducto metálico intermedio) y rígidos, de acero o aluminio.

- Tuerca de fijación Mencionada de la UL
- Concreto-Apretado
- "Tornillo de presión Doble 1 1-4"-4"

Materials / Materiales :

- Zinc Die-Cast / El Cinc Fundió A troquel
- Steel / Acero

Certification / Certificación :

UL E210498 LR57925

Standards / Estándares :

UL 514B
 CSA C22.2 No. 18
 NEMA FB-1
 NEC Article 348

EMT (THINWALL) CONDUIT

| Catalog Number | UPC No 0-31857 | Trade Size | Nominal Dimensions | | | Pcs/ Unit | Ctn/Case Qty/Qty | Case Wt. |
|----------------|----------------|------------|--------------------|---|---|-----------|------------------|----------|
| | | | A | B | C | | | |

Carded

| | | | | | | | | |
|-------|---------|------|------|------|------|---|--------|-------|
| 18121 | 18121-5 | 1/2" | 1.14 | 0.38 | 0.72 | 3 | 10/120 | 25.61 |
| 18123 | 18123-9 | 3/4" | 1.40 | 0.46 | 0.94 | 2 | 5/60 | 15.59 |

Polybag

| | | | | | | | | |
|-------|---------|------|------|------|------|----|----|------|
| 44230 | 44230-9 | 1/2" | 1.14 | 0.38 | 0.72 | 5 | 20 | 6.2 |
| 45230 | 45230-8 | 1/2" | 1.14 | 0.38 | 0.72 | 10 | 20 | 11.8 |
| 46230 | 46230-7 | 1/2" | 1.14 | 0.38 | 0.72 | 50 | 6 | 17.6 |
| 47230 | 47230-6 | 1/2" | 1.14 | 0.38 | 0.72 | 3 | 20 | 5.7 |
| 49230 | 49230-4 | 1/2" | 1.14 | 0.38 | 0.72 | 1 | 50 | 3.3 |
| 49510 | 49510-7 | 1/2" | 1.14 | 0.38 | 0.72 | 1 | 25 | 2.5 |
| 44231 | 44231-6 | 3/4" | 1.40 | 0.46 | 0.94 | 5 | 20 | 9.7 |
| 46231 | 46231-4 | 3/4" | 1.40 | 0.46 | 0.94 | 25 | 6 | 14.4 |
| 49231 | 49231-1 | 3/4" | 1.40 | 0.46 | 0.94 | 1 | 25 | 2.7 |
| 49511 | 49511-4 | 3/4" | 1.40 | 0.46 | 0.94 | 1 | 12 | 3.7 |

Boxed


| | | | | | | | | |
|----------|---------|--------|------|------|------|---|--------|------|
| 55230 | 55230-5 | 1/2" | 1.14 | 0.38 | 0.72 | - | 50/500 | 29.9 |
| 54510 | 54510-9 | 1/2" | 1.14 | 0.38 | 0.72 | - | 50/250 | 25.0 |
| TC-501 | 65230-2 | 1/2" | 1.14 | 0.38 | 0.72 | - | 50/250 | 15.2 |
| 55231 | 55231-2 | 3/4" | 1.40 | 0.46 | 0.94 | - | 25/250 | 24.5 |
| 54511 | 54511-6 | 3/4" | 1.40 | 0.46 | 0.94 | - | 25/125 | 17.5 |
| TC-502 | 65231-9 | 3/4" | 1.40 | 0.46 | 0.94 | - | 25/50 | 12.5 |
| 55232 | 05232-4 | 1" | 1.55 | 1.00 | 1.18 | - | 20/200 | 29.6 |
| 02-55232 | 55232-9 | 1" | 1.55 | 1.00 | 1.18 | - | 20 | 3.1 |
| 02-54512 | 54512-3 | 1" | 1.55 | 1.00 | 1.18 | - | 20 | 4.6 |
| 55233 | 05233-1 | 1 1/4" | 1.96 | 0.62 | 1.53 | - | 25/100 | 27.5 |
| 02-55233 | 55233-6 | 1 1/4" | 1.96 | 0.62 | 1.53 | - | 25 | 6.7 |
| 02-54513 | 54513-0 | 1 1/4" | 1.96 | 0.62 | 1.53 | - | 10 | 4.0 |
| 02-55234 | 55234-3 | 1 1/2" | 2.20 | 0.70 | 1.77 | - | 10 | 5.2 |
| 55234 | 05234-8 | 1 1/2" | 2.20 | 0.70 | 1.77 | - | 15/60 | 20.8 |
| 02-54514 | 54514-7 | 1 1/4" | 2.20 | 0.70 | 1.77 | - | 5 | 2.8 |
| 55235 | 05235-5 | 2" | 2.50 | 0.75 | 2.23 | - | 10/40 | 20.1 |
| 02-55235 | 55235-0 | 2" | 2.50 | 0.75 | 2.23 | - | 10 | 5.0 |
| 02-54515 | 54515-4 | 2" | 2.50 | 0.75 | 2.23 | - | 5 | 4.0 |
| 02-55236 | 55236-7 | 2 1/2" | 3.00 | 1.00 | 2.89 | - | 5 | 4.7 |
| 02-55237 | 55237-4 | 3" | 3.38 | 3.93 | 3.54 | - | 4 | 4.2 |
| 55238 | 55238-1 | 3 1/2" | 3.56 | 4.45 | 4.06 | - | 4 | 5.8 |
| 55239 | 55239-8 | 4" | 3.75 | 1.02 | 4.53 | - | 4 | 4.4 |

Boxed w/ Insulated Throat

| | | | | | | | | |
|-------|---------|--------|------|------|------|---|--------|------|
| 55330 | 55330-2 | 1/2" | 1.14 | 0.38 | 0.72 | - | 50/500 | 30.4 |
| 55331 | 55331-9 | 3/4" | 1.40 | 0.46 | 0.94 | - | 25/250 | 24.8 |
| 55332 | 55332-6 | 1" | 1.55 | 1.00 | 1.18 | - | 20/200 | 26.9 |
| 55333 | 55333-3 | 1 1/4" | 1.96 | 0.62 | 1.53 | - | 25/100 | 26.7 |
| 55334 | 55334-0 | 1 1/2" | 2.20 | 0.70 | 1.77 | - | 15/60 | 22.0 |
| 55335 | 55335-7 | 2" | 2.50 | 0.75 | 2.23 | - | 10/40 | 20.4 |
| 55336 | 55336-4 | 2 1/2" | 3.00 | 1.00 | 2.89 | - | 4 | 3.6 |
| 55337 | 55337-1 | 3" | 3.38 | 3.93 | 3.54 | - | 4 | 4.2 |
| 55338 | 55338-8 | 3 1/2" | 3.56 | 4.45 | 4.06 | - | 4 | 5.8 |
| 55339 | 55339-5 | 4" | 3.75 | 1.02 | 4.53 | - | 4 | 4.4 |

EMT Set Screw Couplings

Acopladores Del Tornillo de presión de EMT

**Use:**

Set screw type couplings are used to join lengths of steel EMT conduit for concrete-tight or dry location applications. 55246 through 55249 are listed for use on steel or aluminum EMT, IMC and Rigid Conduits.

- Concrete-Tight
- 1 1/4"-4" Double Set Screw

Uso:

Los acopladores con tornillos de fijación se utilizan para unir tramos de conductos EMT de acero en aplicaciones con mezcla de concreto o en aplicaciones en lugares secos. Los modelos del 55246 al 55249 pueden utilizarse con conductos EMT, IMC y rígidos, de acero o aluminio.

- Concreto-Apretado
- "Tornillo de presión Doble 1 1/4"-4"

Materials / Materiales :

- Zinc Die-Cast / El Cinc Fundió A troquel
- Steel / Acero

Certification / Certificación :

UL E210498 LR57925

Standards / Estándares :

UL 514B
CSA C22.2 No. 18
NEMA FB-1
NEC Article 348

EMT (THINWALL) CONDUIT

| Catalog Number | UPC No 0-31857 | Trade Size | Nominal Dimensions | | | Pcs/ Unit | Ctn/Case Qty/Qty | Case Wt. |
|----------------|-------------------|------------|--------------------|---|---|--------------|---------------------|-------------|
| | | | A | B | C | | | |

Carded

| | | | | | | | | |
|-------|---------|------|------|------|------|---|--------|-------|
| 18122 | 18122-2 | 1/2" | 1.50 | 0.93 | 0.73 | 2 | 10/120 | 19.15 |
| 18124 | 18124-6 | 3/4" | 1.87 | 1.14 | 0.95 | 2 | 5/60 | 14.87 |

Polybag


| | | | | | | | | |
|-------|---------|------|------|------|------|----|----|------|
| 44240 | 44240-8 | 1/2" | 1.50 | 0.93 | 0.73 | 5 | 20 | 6.5 |
| 45240 | 45240-7 | 1/2" | 1.50 | 0.93 | 0.73 | 10 | 20 | 12.4 |
| 46240 | 46240-6 | 1/2" | 1.50 | 0.93 | 0.73 | 50 | 6 | 18.3 |
| 47240 | 47240-5 | 1/2" | 1.50 | 0.93 | 0.73 | 20 | 3 | 5.3 |
| 49240 | 49240-3 | 1/2" | 1.50 | 0.93 | 0.73 | 1 | 50 | 3.5 |
| 49520 | 49520-6 | 1/2" | 1.50 | 0.93 | 0.73 | 1 | 25 | 2.5 |
| 44241 | 44241-5 | 3/4" | 1.87 | 1.14 | 0.95 | 5 | 20 | 8.8 |
| 46241 | 46241-3 | 3/4" | 1.87 | 1.14 | 0.95 | 25 | 6 | 13.1 |
| 49241 | 49241-0 | 3/4" | 1.87 | 1.14 | 0.95 | 1 | 25 | 2.5 |
| 49521 | 49521-3 | 3/4" | 1.87 | 1.14 | 0.95 | 1 | 25 | 3.6 |

Boxed

| | | | | | | | | |
|----------|---------|--------|------|------|------|---|--------|------|
| 55240 | 55240-4 | 1/2" | 1.50 | 0.93 | 0.73 | - | 50/500 | 32.6 |
| 54520 | 54520-8 | 1/2" | 1.50 | 0.93 | 0.73 | - | 50/250 | 25.0 |
| TC-511 | 65240-1 | 1/2" | 1.50 | 0.93 | 0.73 | - | 50/100 | 16.2 |
| 55241 | 55241-1 | 3/4" | 1.87 | 1.14 | 0.95 | - | 25/250 | 21.3 |
| 54521 | 54521-5 | 3/4" | 1.87 | 1.14 | 0.95 | - | 25/125 | 19.0 |
| TC-512 | 65241-8 | 3/4" | 1.87 | 1.14 | 0.95 | - | 25/50 | 11.1 |
| 55242 | 05242-3 | 1" | 2.00 | 1.41 | 1.19 | - | 10/100 | 13.7 |
| 02-55242 | 55242-8 | 1" | 2.00 | 1.41 | 1.19 | - | 20 | 2.7 |
| 02-54522 | 54522-2 | 1" | 2.00 | 1.41 | 1.19 | - | 20 | 4.8 |
| 55243 | 05243-0 | 1 1/4" | 2.50 | 1.83 | 1.53 | - | 25/100 | 27.7 |
| 02-55243 | 55243-5 | 1 1/4" | 2.50 | 1.83 | 1.53 | - | 12 | 6.7 |
| 02-54523 | 54523-9 | 1 1/4" | 2.50 | 1.83 | 1.53 | - | 10 | 4.4 |
| 55244 | 05244-7 | 1-1/2" | 2.87 | 2.06 | 1.77 | - | 15/60 | 17.9 |
| 02-55244 | 55244-2 | 1-1/2" | 2.87 | 2.06 | 1.77 | - | 10 | 5.0 |
| 02-54524 | 54524-6 | 1-1/2" | 2.87 | 2.06 | 1.77 | - | 5 | 3.4 |
| 55245 | 05245-4 | 2" | 3.44 | 2.53 | 2.23 | - | 5/20 | 10.2 |
| 02-55245 | 55245-9 | 2" | 3.44 | 2.53 | 2.23 | - | 10 | 4.5 |
| 02-54525 | 54525-3 | 2" | 3.44 | 2.53 | 2.23 | - | 5 | 4.5 |
| 02-55246 | 55246-6 | 2-1/2" | 4.00 | 3.30 | 2.90 | - | 5 | 3.9 |
| 02-55247 | 55247-3 | 3" | 4.49 | 3.94 | 3.54 | - | 4 | 4.2 |
| 55248 | 55248-0 | 3 1/2" | 4.92 | 4.45 | 4.05 | - | 4 | 6.5 |
| 55249 | 55249-7 | 4" | 5.23 | 4.96 | 4.55 | - | 4 | 7.1 |

EMT To Box Offset Connectors

Conectores Compensados De la Caja de EMT



Use:

Set screw type offset connectors are used to make a slight adjustment in terminating the end of a run of steel EMT conduit to an enclosure or box in dry locations.

- Set Screw Type
- Concrete-Tight

Uso:

Los conectores desviados con tornillos de fijación se utilizan para realizar pequeños ajustes en la conexión del extremo de un tramo de un conducto EMT de acero en cajas o recintos en lugares secos.

- Tipo Del Tornillo de presión
- Concreto-Apretado

Materials / Materiales :

- Zinc Die-Cast / El Cinc Fundió A troquel

Certification / Certificación :

UL E210498 LR57925

Standards / Estándares :

UL 514B
 CSA C22.2 No. 18
 NEMA FB-1
 NEC Article 348

EMT (THINWALL) CONDUIT

| Catalog Number | UPC No 0-31857 | Trade Size | Nominal Dimensions | | | Pcs/ Unit | Ctn/Case Qty/Qty | Case Wt. |
|----------------|----------------|------------|--------------------|---|---|-----------|------------------|----------|
| | | | A | B | C | | | |

Carded

| | | | | | | | | |
|-------|---------|------|------|------|------|---|--------|------|
| 18371 | 18371-4 | 1/2" | 2.09 | 0.92 | 0.41 | 1 | 10/120 | 16.1 |
| 18372 | 18372-1 | 3/4" | 3.01 | 1.12 | 0.46 | 1 | 5/60 | 16.7 |

Polybag


| | | | | | | | | |
|-------|---------|------|------|------|------|---|----|-----|
| 44006 | 44006-0 | 1/2" | 2.09 | 0.92 | 0.41 | 2 | 20 | 4.2 |
| 49006 | 49006-5 | 1/2" | 2.09 | 0.92 | 0.41 | 1 | 20 | 2.2 |
| 44007 | 44007-7 | 3/4" | 3.01 | 1.12 | 0.46 | 2 | 20 | 7.7 |
| 49007 | 49007-2 | 3/4" | 3.01 | 1.12 | 0.46 | 1 | 12 | 4.0 |

Boxed

| | | | | | | | | |
|-------|---------|------|------|------|------|---|--------|------|
| 56006 | 56006-5 | 1/2" | 2.09 | 0.92 | 0.41 | - | 10/100 | 10.6 |
| 56007 | 56007-2 | 3/4" | 3.01 | 1.12 | 0.46 | - | 10/100 | 18.3 |
| 56008 | 56008-9 | 1" | 3.14 | 1.42 | 0.54 | - | 10/100 | 26.5 |

EMT To Box Offset Connectors

Conectores Compensados De la Caja de EMT



Use:

Compression type offset connectors are used to make a slight adjustment in terminating the end of a run of steel EMT Conduit to an enclosure or box in dry or damp locations.

- Compression Type
- Concrete -Tight

Uso:

Los conectores de compresión desviados se utilizan para realizar pequeños ajustes en las conexiones del extremo de un tramo de un conducto EMT de acero con una caja o con un recinto en lugares secos o húmedos.

- Tipo De la Compresión
- Concreto-Apretado

Materials / Materiales :

- Zinc Die-Cast / El Cinc Fundió A troquel

Certification / Certificación :

UL E210498 LR57925

Standards / Estándares :

UL 514B
 CSA C22.2 No. 18
 NEMA FB-1
 NEC Article 348

EMT (THINWALL) CONDUIT

| Catalog Number | UPC No 0-31857 | Trade Size | Nominal Dimensions | | | Pcs/ Unit | Ctn/Case Qty/Qty | Case Wt. |
|----------------|----------------|------------|--------------------|---|---|-----------|------------------|----------|
| | | | A | B | C | | | |

Polybag


| | | | | | | | | |
|-------|---------|------|------|------|------|---|----|-----|
| 49706 | 49706-4 | 1/2" | 1.87 | 0.98 | 0.40 | 1 | 20 | 2.5 |
| 49707 | 49707-1 | 3/4" | 2.63 | 1.22 | 0.46 | 1 | 20 | 4.2 |

Boxed

| | | | | | | | | |
|-------|---------|------|------|------|------|---|--------|------|
| 57006 | 57006-4 | 1/2" | 1.87 | 0.98 | 0.40 | - | 10/100 | 27.9 |
| 57007 | 57007-1 | 3/4" | 2.63 | 1.22 | 0.46 | - | 10/100 | 22.2 |
| 57008 | 57008-8 | 1" | 2.77 | 1.51 | 0.55 | - | 10/100 | 29.8 |

EMT To EMT Pull Elbows

EMT A los Codos Del Tirón de EMT



Use:

Pull elbows are used to facilitate pulling conductors through a 90° bend in a run of steel EMT Conduit. The removable cover gives ample access so that wire pulling can be achieved without any obstruction.

- Set Screw Type
- Removable Aluminum Cover

Uso:

Los codos del tirón se utilizan para facilitar el tirar de los conductores a través de una curva de 90° en un funcionamiento del conducto de acero de EMT. La cubierta desprendible da el acceso amplio para poder alcanzar tirar del alambre sin ningunos obstrucción.

- Tipo Del Tornillo de presión
- Cubierta De aluminio Desprendible

Materials / Materiales :

- Zinc Die-Cast / El Cinc Fundió A troquel

Certification / Certificación :




Standards / Estándares :

UL 514B
 CSA C22.2 No. 18
 NEMA FB-1
 NEC Article 348

EMT To Box Pull Elbows

EMT A los Codos Del Tirón de EMT



Use:

Pull elbows are used to facilitate pulling conductors through a 90° bend in a run of steel EMT Conduit. The removable cover gives ample access so that wire pulling can be achieved without any obstruction.

- Set Screw Type
- Removable Aluminum Cover

Uso:

pasar los conductores a través de una curvatura de 90° en un tramo de conducto EMT de acero. La tapa extraíble brinda amplio acceso para poder pasar los cables sin ninguna obstrucción.

- Tipo Del Tornillo de presión
- Cubierta De aluminio Desprendible

Materials / Materiales :

- Zinc Die-Cast / El Cinc Fundió A troquel

Certification / Certificación :



Standards / Estándares :

UL 514B
 CSA C22.2 No. 18
 NEMA FB-1
 NEC Article 348

EMT (THINWALL) CONDUIT

| Catalog Number | UPC No 0-31857 | Trade Size | Nominal Dimensions | | | Pcs/ Unit | Ctn/Case Qty/Qty | Case Wt. |
|----------------|-------------------|------------|--------------------|---|---|--------------|---------------------|-------------|
| | | | A | B | C | | | |

Carded

| | | | | | | | | |
|-------|---------|------|------|------|------|---|--------|------|
| 18441 | 18441-4 | 1/2" | 1.31 | 1.02 | 0.96 | 1 | 10/120 | 26.5 |
| 18442 | 18442-1 | 3/4" | 1.37 | 1.28 | 1.18 | 1 | 5/60 | 20.4 |

Polybag

| | | | | | | | | |
|-------|---------|------|------|------|------|---|----|------|
| 44561 | 44561-4 | 1/2" | 1.31 | 1.02 | 0.96 | 2 | 20 | 7.5 |
| 49561 | 49561-9 | 1/2" | 1.31 | 1.02 | 0.96 | 1 | 10 | 2.0 |
| 44562 | 44562-1 | 3/4" | 1.37 | 1.28 | 1.18 | 2 | 20 | 12.1 |
| 49562 | 49562-6 | 3/4" | 1.37 | 1.28 | 1.18 | 1 | 10 | 3.1 |

Boxed

| | | | | | | | | |
|----------|---------|--------|------|------|------|---|--------|------|
| 55561 | 55561-0 | 1/2" | 1.31 | 1.02 | 0.96 | - | 10/100 | 19.4 |
| 55562 | 55562-7 | 3/4" | 1.37 | 1.28 | 1.18 | - | 5/50 | 15.0 |
| 02-55563 | 55563-4 | 1" | 1.95 | 1.55 | 1.52 | - | 10 | 6.1 |
| 02-55564 | 55564-1 | 1 1/4" | 2.32 | 1.92 | 1.88 | - | 5 | 4.7 |

Boxed w/ Gasket

| | | | | | | | | |
|-------|---------|--------|------|------|------|---|--------|------|
| 56561 | | 1/2" | 1.31 | 1.02 | 0.96 | - | 10/100 | 20.1 |
| 56562 | | 3/4" | 1.37 | 1.28 | 1.18 | - | 5/50 | 14.3 |
| 56563 | 56563-3 | 1" | 1.95 | 1.55 | 1.52 | - | 10 | 6.1 |
| 56564 | 56564-0 | 1 1/4" | 2.32 | 1.92 | 1.88 | - | 5 | 4.8 |

EMT (THINWALL) CONDUIT

| Catalog Number | UPC No 0-31857 | Trade Size | Nominal Dimensions | | | Pcs/ Unit | Ctn/Case Qty/Qty | Case Wt. |
|----------------|-------------------|------------|--------------------|---|---|--------------|---------------------|-------------|
| | | | A | B | C | | | |

Polybag

| | | | | | | | | |
|-------|---------|------|------|------|------|---|----|-----|
| 49551 | 49551-0 | 1/2" | 1.31 | 1.02 | 0.96 | 1 | 10 | 2.0 |
| 49552 | 49552-7 | 3/4" | 1.37 | 1.28 | 1.17 | 1 | 10 | 3.1 |

Boxed


| | | | | | | | | |
|-------|---------|--------|------|------|------|---|--------|------|
| 55551 | 55551-1 | 1/2" | 1.31 | 1.02 | 0.96 | - | 10/100 | 20.1 |
| 55552 | 55552-8 | 3/4" | 1.37 | 1.28 | 1.17 | - | 5/50 | 16.7 |
| 55553 | 55553-5 | 1" | 1.95 | 1.55 | 1.52 | - | 25 | 14.6 |
| 55554 | 55554-2 | 1 1/4" | 2.32 | 1.92 | 1.88 | - | 20 | 21.5 |

Boxed w/ Gasket

| | | | | | | | | |
|-------|---------|--------|------|------|------|---|--------|------|
| 56551 | | 1/2" | 1.31 | 1.02 | 0.96 | - | 10/100 | 21.6 |
| 56552 | | 3/4" | 1.37 | 1.28 | 1.17 | - | 5/50 | 15.9 |
| 56553 | 56553-4 | 1" | 1.95 | 1.55 | 1.52 | - | 25 | 14.6 |
| 56554 | 56554-1 | 1 1/4" | 2.32 | 1.92 | 1.88 | - | 20 | 21.5 |

Inside Corner Pull Elbows

Codos De la esquina Interiores Del Tirón



Use:

Inside corner pull elbows are used to facilitate pulling conductors through a 90° bend in a run of steel EMT conduit where it is essential to make tight turns within limited available space.

- Set Screw Type
- Concrete-Tight

Uso:

Los codos tensores para esquinas interiores se utilizan para facilitar el pasaje de los cables a través de una curvatura de 90° en un tramo de conducto EMT de acero en el que es esencial realizar curvas cerradas en lugares con poco espacio disponible.

- Tipo Del Tornillo de presión
- Concreto-Apretado

Materials / Materiales :

- Zinc Die-Cast / El Cinc Fundió A troquel

Certification / Certificación :

UL E155411 LR57925

Standards / Estándares :

UL 514B
CSA C22.2 No. 18
NEMA FB-1
NEC Article 348

EMT (THINWALL) CONDUIT

| Catalog Number | UPC No 0-31857 | Trade Size | Nominal Dimensions | | | Pcs/ Unit | Ctn/Case Qty/Qty | Case Wt. |
|----------------|----------------|------------|--------------------|---|---|-----------|------------------|----------|
| | | | A | B | C | | | |

Polybag


| | | | | | | | | |
|-------|---------|------|------|------|------|---|----|-----|
| 44591 | 44591-1 | 1/2" | 1.80 | 0.93 | 0.72 | 2 | 20 | 7.4 |
| 49591 | 49591-6 | 1/2" | 1.80 | 0.93 | 0.72 | 1 | 10 | 2.0 |
| 44592 | 44592-8 | 3/4" | 2.00 | 1.13 | 0.94 | 2 | 20 | 9.5 |
| 49592 | 49592-3 | 3/4" | 2.00 | 1.13 | 0.94 | 1 | 10 | 2.4 |

Boxed

| | | | | | | | | |
|-------|---------|------|------|------|------|----|--------|------|
| 55591 | 55591-7 | 1/2" | 1.80 | 0.93 | 0.72 | 10 | 10/100 | 20.9 |
| 55592 | 55592-4 | 3/4" | 2.00 | 1.13 | 0.94 | 5 | 5/50 | 13.8 |

Set Screw Conduit Bodies

Cuerpos Del Conduito Del Tornillo de presión



Use:

Conduit bodies are used to gain access to the interior of a raceway for wire pulling, inspection and maintenance where the raceway changes direction. Assembled with Cover and Gasket.

- Assembled with Cover and Gasket.

Uso:

Los cuerpos del conducto se utilizan para acceder a los interiores de una alcantarilla para tirar, la inspección y el mantenimiento del alambre donde las alcantarilla cambian la dirección.

- Montado con la cubierta y la junta

Materials / Materiales :

- Aluminum Die-Cast / Aluminio Fundido A troquel

Certification / Certificación :

UL E121488 LR57925

Standards / Estándares :

UL 514B
CSA C22.2 No. 18
NEMA FB-1
NEC Article 348

EMT (THINWALL) CONDUIT


| Catalog Number | UPC No 0-31857 | Trade Size | Nominal Dimensions | | | Pcs/ Unit | Ctn/Case Qty/Qty | Case Wt. |
|----------------|----------------|------------|--------------------|---|---|-----------|------------------|----------|
| | | | A | B | C | | | |

Boxed

| | | | | | | | | |
|------------|---------|--------|-------|------|------|---|---|-----|
| 02-55841LB | 84106-5 | 1/2" | 4.30 | 1.30 | 2.40 | - | 5 | 1.8 |
| 02-55842LB | 84206-2 | 3/4" | 5.00 | 1.50 | 2.60 | - | 5 | 2.6 |
| 02-55843LB | | 1" | 5.80 | 1.80 | 2.90 | - | 5 | 3.1 |
| 02-55844LB | | 1 1/4" | 7.80 | 2.50 | 3.70 | - | 2 | 2.5 |
| 02-55845LB | | 1 1/2" | 7.80 | 2.50 | 3.90 | - | 2 | 2.7 |
| 02-55846LB | | 2" | 9.80 | 3.20 | 4.70 | - | 2 | 4.5 |
| 02-55847LB | | 2 1/2" | 10.50 | 4.40 | 5.60 | - | 1 | 5.6 |
| 02-55848LB | | 3" | 10.50 | 4.50 | 6.00 | - | 1 | 6.5 |
| 02-55849LB | | 3 1/2" | 15.47 | 5.43 | 7.36 | - | 1 | 8.5 |
| 02-55850LB | | 4" | 15.47 | 5.43 | 7.36 | - | 1 | 8.6 |

90° EMT Connectors

Conectores Del 90° EMT

**Use:**

90° connectors are used to terminate steel EMT conduit to an unthreaded box or enclosure in dry or damp locations where a 90° bend is required.

- Compression Type
- Concrete -Tight
- Rain-Tight

Uso:

Los conectores con ángulo de 90° se utilizan para realizar las conexiones de conductos EMT de acero con cajas sin rosca o con recintos de metal en lugares secos o húmedos, cuando es necesario realizar curvaturas de 90°.

- Tipo De la Compresión
- Concreto-Apretado
- Lluvia-Apretado

Materials / Materiales :

- Zinc Die-Cast / El Cinc Fundió A troquel

Certification / Certificación :

UL E155411 SP LR57925

Standards / Estándares :

UL 514B
CSA C22.2 No. 18
NEMA FB-1
NEC Article 348

EMT (THINWALL) CONDUIT

| Catalog Number | UPC No 0-31857 | Trade Size | Nominal Dimensions | | | Pcs/ Unit | Ctn/Case Qty/Qty | Case Wt. |
|----------------|-------------------|------------|--------------------|---|---|--------------|---------------------|-------------|
| | | | A | B | C | | | |

Polybag


| | | | | | | | | |
|-------|---------|------|------|------|------|---|----|------|
| 44057 | 44057-2 | 1/2" | 1.35 | 0.98 | 0.51 | 2 | 20 | 7.4 |
| 49057 | 49057-7 | 1/2" | 1.35 | 0.98 | 0.51 | 1 | 10 | 2.0 |
| 44058 | 44058-9 | 3/4" | 1.47 | 0.42 | 0.52 | 2 | 20 | 10.9 |
| 49058 | 49058-4 | 3/4" | 1.47 | 0.42 | 0.52 | 1 | 10 | 2.9 |

Boxed

| | | | | | | | | |
|----------|---------|------|------|------|------|---|--------|------|
| 56057 | 56057-7 | 1/2" | 1.35 | 0.98 | 0.51 | - | 20/200 | 37.1 |
| 56058 | 56058-4 | 3/4" | 1.47 | 0.42 | 0.52 | - | 20/200 | 54.0 |
| 02-56059 | 56059-1 | 1" | 1.80 | 0.50 | 0.67 | - | 10 | 4.5 |

90° EMT Connectors

Conectores Del 90° EMT

**Use:**

90° connectors are used to terminate steel EMT conduit to an unthreaded box or enclosure in dry locations where a 90° bend is required.

- Set Screw Type

Uso:

Los conectores con ángulo de 90° se utilizan para realizar las conexiones de los conductos EMT de acero con cajas sin rosca o con recintos de metal en lugares secos, cuando es necesario realizar curvaturas de 90°.

- Tipo Del Tornillo de presión

Materials / Materiales :

- Zinc Die-Cast / El Cinc Fundió A troquel

EMT (THINWALL) CONDUIT

| Catalog Number | UPC No 0-31857 | Trade Size | Nominal Dimensions | | | Pcs/ Unit | Ctn/Case Qty/Qty | Case Wt. |
|----------------|-------------------|------------|--------------------|---|---|--------------|---------------------|-------------|
| | | | A | B | C | | | |

Polybag


| | | | | | | | | |
|-------|---------|------|------|------|------|---|----|-----|
| 44047 | 44047-3 | 1/2" | 1.43 | 1.19 | 0.48 | 2 | 20 | 6.0 |
| 49047 | 49047-8 | 1/2" | 1.43 | 1.19 | 0.48 | 1 | 25 | 3.9 |
| 44048 | 44048-0 | 3/4" | 1.47 | 1.42 | 0.54 | 2 | 20 | 7.5 |
| 49048 | 49048-5 | 3/4" | 1.47 | 1.42 | 0.54 | 1 | 20 | 8.0 |

Boxed

| | | | | | | | | |
|-------|---------|------|------|------|------|---|--------|------|
| 57057 | 57057-6 | 1/2" | 1.43 | 1.19 | 0.48 | - | 20/200 | 29.6 |
| 57058 | 57058-3 | 3/4" | 1.47 | 1.42 | 0.54 | - | 20/200 | 41.6 |

EMT One Hole Straps

Correas Del Agujero de EMT Uno



Use:

One hole straps are used for providing support for steel EMT Conduit as required by the National Electrical Code.

- Click-On Type

Uso:

Las abrazaderas con un agujero se utilizan para brindar soporte a los conductos EMT de acero según lo requiere el Código Eléctrico Nacional.

- Tecleo-En Tipo

Materials / Materiales :

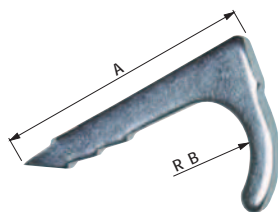
- Stamped Steel/ Acero Estampado

Finish/Final :

- Zinc Plated/ Cinc Plateado

EMT Nail Strap

Correa Del Clavo de EMT



Use:

Nail straps are used to secure steel EMT Conduit to wooden structure members. Can be used in place of one or two hole straps.

Uso:

Las abrazaderas clavables se utilizan para fijar los conductos EMT de acero en los componentes de las estructuras de madera. Pueden utilizarse en lugar de las abrazaderas de uno o dos agujeros.

Materials / Materiales :

- Stamped Steel/ Acero Estampado

Finish/Final :

- Zinc Plated/ Cinc Plateado

EMT (THINWALL) CONDUIT

| Catalog Number | UPC No 0-31857 | Trade Size | Nominal Dimensions | | | Pcs/ Unit | Ctn/Case Qty/Qty | Case Wt. |
|----------------|----------------|------------|--------------------|------|------|-----------|------------------|----------|
| | | | A | B | C | | | |
| 18071 | 18071-3 | 1/2" | 1.65 | 0.55 | 0.73 | 5 | 10/120 | 22.8 |
| 18072 | 18072-0 | 3/4" | 1.91 | 0.62 | 0.92 | 4 | 10/120 | 26.2 |
| 18069 | 18069-0 | 1" | 2.30 | 0.75 | 1.15 | 2 | 10/120 | 23.0 |

Carded

Polybag

| | | | | | | | | |
|--------|---------|--------|------|------|------|-----|----|------|
| 44920 | 44920-9 | 1/2" | 1.65 | 0.55 | 0.73 | 10 | 20 | 5.2 |
| 45920S | 45920-8 | 1/2" | 1.65 | 0.55 | 0.73 | 25 | 20 | 12.3 |
| 46920 | 46920-7 | 1/2" | 1.65 | 0.55 | 0.73 | 100 | 10 | 24.5 |
| 47920 | 47920-6 | 1/2" | 1.65 | 0.55 | 0.73 | 50 | 3 | 7.35 |
| 49920 | 49920-4 | 1/2" | 1.65 | 0.55 | 0.73 | 4 | 40 | 4.2 |
| 43921 | 43921-7 | 3/4" | 1.91 | 0.62 | 0.92 | 20 | 20 | 11.5 |
| 44921 | 44921-6 | 3/4" | 1.91 | 0.62 | 0.92 | 10 | 20 | 7.9 |
| 45921S | 45921-5 | 3/4" | 1.91 | 0.62 | 0.92 | 15 | 20 | 11.5 |
| 46921 | 46921-4 | 3/4" | 1.91 | 0.62 | 0.92 | 100 | 6 | 22.3 |
| 47921 | 47921-1 | 3/4" | 1.91 | 0.62 | 0.92 | 3 | 25 | 4.0 |
| 49921 | 49921-1 | 3/4" | 1.91 | 0.62 | 0.92 | 3 | 25 | 3.1 |
| 44922 | 44922-3 | 1" | 2.30 | 0.75 | 1.15 | 4 | 20 | 5.0 |
| 49922 | 49922-8 | 1" | 2.30 | 0.75 | 1.15 | 1 | 15 | 1.3 |
| 44923 | 44923-0 | 1 1/4" | 2.87 | 0.88 | 1.49 | 4 | 20 | 8.8 |
| 49923 | 49923-5 | 1 1/4" | 2.87 | 0.88 | 1.49 | 1 | 25 | 3.0 |
| 44924 | 44924-7 | 1 1/2" | 3.14 | 1 | 1.85 | 2 | 20 | 6.0 |
| 49924 | 49924-2 | 1 1/2" | 3.14 | 1 | 1.85 | 1 | 25 | 3.8 |
| 44925 | 44925-4 | 2" | 3.93 | 1.12 | 2.31 | 2 | 20 | 10.1 |
| 49925 | 49925-9 | 2" | 3.93 | 1.12 | 2.31 | 1 | 15 | 4.0 |

Boxed

| | | | | | | | | |
|---------|---------|--------|------|------|------|---|----------|------|
| 1901 | 65920-2 | 1/2" | 1.65 | 0.55 | 0.73 | - | 100/500 | 12.8 |
| 55920-S | 55920-5 | 1/2" | 1.65 | 0.55 | 0.73 | - | 100/1000 | 23.9 |
| 1902 | 65921-9 | 3/4" | 1.91 | 0.62 | 0.92 | - | 50/250 | 10.2 |
| 55921-S | 55921-2 | 3/4" | 1.91 | 0.62 | 0.92 | - | 50/500 | 20.7 |
| 55922-S | 55922-9 | 1" | 2.30 | 0.75 | 1.15 | - | 25/250 | 15.3 |
| 55923-S | 55923-6 | 1 1/4" | 2.87 | 0.88 | 1.49 | - | 20/200 | 22.5 |
| 55924-S | 55924-3 | 1 1/2" | 3.14 | 1 | 1.85 | - | 10/100 | 15.2 |
| 55925-S | 55925-0 | 2" | 3.93 | 1.12 | 2.31 | - | 50 | 13.2 |
| 55906-S | 55906-9 | 2 1/2" | 4.90 | 1.25 | 3.00 | - | 25 | 11.6 |
| 55907-S | 55907-6 | 3" | 5.53 | 1.25 | 3.60 | - | 25 | 12.7 |
| 55908-S | 55908-3 | 3 1/2" | 6.18 | 1.25 | 4.13 | - | 25 | 17.5 |
| 55909-S | 55909-0 | 4" | 6.68 | 1.25 | 4.63 | - | 25 | 16.0 |

EMT (THINWALL) CONDUIT

| Catalog Number | UPC No 0-31857 | Trade Size | Nominal Dimensions | | | Pcs/ Unit | Ctn/Case Qty/Qty | Case Wt. |
|----------------|----------------|------------|--------------------|-------|---|-----------|------------------|----------|
| | | | A | B | C | | | |
| 18600 | 18600-5 | 1/2" | 2.00 | 0.350 | | 10 | 10/120 | 27.9 |
| 18609 | 18609-8 | 3/4" | 2.12 | 0.46 | | 10 | 10/120 | 29.9 |

Carded

Polybag


| | | | | | | | | |
|-------|---------|------|------|-------|--|---|----|-----|
| 47600 | 47600-7 | 1/2" | 2.00 | 0.350 | | 4 | 75 | 6.0 |
| 49600 | 49600-5 | 1/2" | 2.00 | 0.350 | | 3 | 50 | 3.0 |
| 47609 | 47609-0 | 3/4" | 2.12 | 0.46 | | 4 | 75 | 6.2 |
| 49609 | 49609-8 | 3/4" | 2.12 | 0.46 | | 3 | 50 | 3.1 |
| 49610 | 49610-4 | 1" | 2.25 | 0.58 | | 2 | 50 | 2.9 |

Boxed

| | | | | | | | | |
|----------|---------|------|------|-------|--|---|----------|------|
| 55600 | 55600-6 | 1/2" | 2.00 | 0.350 | | - | 100/200 | 7.3 |
| 55920-NS | 50920-0 | 1/2" | 2.00 | 0.350 | | - | 100/1000 | 20.8 |
| 55601 | 55601-3 | 3/4" | 2.12 | 0.46 | | - | 100/200 | 8.0 |
| 55921-NS | 50921-7 | 3/4" | 2.12 | 0.46 | | - | 100/1000 | 22.4 |
| 55922-NS | 50922-4 | 1" | 2.25 | 0.58 | | - | 100/1000 | 25.7 |

EMT Two Hole Straps

Correas Del Agujero de EMT Dos



Use:

Two hole straps are used for providing support for steel EMT Conduit where higher load bearing supports are desired as required by the National Electrical Code.

- Click-On Type

Uso:

Las abrazaderas con dos agujeros se utilizan para brindar soporte para los conductos EMT de acero cuando es necesario soportar cargas más pesadas, según lo requiere el Código Eléctrico Nacional.

- Tecleo-En Tipo

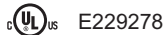
Materials / Materiales :

- Stamped Steel/ Acero Estampad

Finish/Final :

- Zinc Plated/ Cinc Plateado

Certification / Certificación :



Standards / Estándares :

- UL 2239
- CSA C22.2 No. 18
- NEMA FB-1
- NEC Article 348

EMT (THINWALL) CONDUIT

| Catalog Number | UPC No 0-31857 | Trade Size | Nominal Dimensions | | | Pcs/ Unit | Ctn/Case Qty/Qty | Case Wt. |
|----------------|-------------------|------------|--------------------|---|---|--------------|---------------------|-------------|
| | | | A | B | C | | | |

Carded

| | | | | | | | | |
|-------|---------|------|------|------|------|---|--------|------|
| 18823 | 18823-8 | 1/2" | 2.12 | 0.55 | 0.73 | 5 | 10/120 | 18.5 |
| 18824 | 18824-5 | 3/4" | 2.70 | 0.63 | 0.93 | 4 | 10/120 | 20.2 |
| 18828 | 18828-3 | 1" | 3.01 | 0.68 | 1.11 | 2 | 10/120 | 16.3 |

Polybag

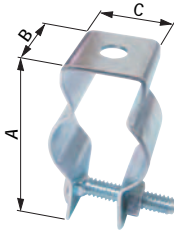
| | | | | | | | | |
|-------|---------|--------|------|------|------|----|----|------|
| 40920 | 40920-3 | 1/2" | 2.12 | 0.55 | 0.73 | 10 | 20 | 3.8 |
| 41920 | 41920-2 | 1/2" | 2.12 | 0.55 | 0.73 | 25 | 20 | 9.0 |
| 47820 | 47820-9 | 1/2" | 2.12 | 0.55 | 0.73 | 3 | 25 | 1.7 |
| 49820 | 49820-7 | 1/2" | 2.12 | 0.55 | 0.73 | 4 | 40 | 3.1 |
| 40921 | 40921-0 | 3/4" | 2.70 | 0.63 | 0.93 | 10 | 20 | 5.5 |
| 41921 | 41921-9 | 3/4" | 2.70 | 0.63 | 0.93 | 15 | 20 | 8.0 |
| 43821 | 43821-0 | 3/4" | 2.70 | 0.63 | 0.93 | 20 | 20 | 10.5 |
| 47821 | 47821-6 | 3/4" | 2.70 | 0.63 | 0.93 | 4 | 20 | 2.3 |
| 49821 | 49821-4 | 3/4" | 2.70 | 0.63 | 0.93 | 3 | 25 | 2.2 |
| 49822 | 49822-1 | 1" | 3.01 | 0.68 | 1.11 | 1 | 15 | 0.9 |
| 41922 | 41922-6 | 1" | 3.01 | 0.68 | 1.11 | 4 | 20 | 2.9 |
| 41923 | 41923-3 | 1 1/4" | 3.74 | 0.75 | 1.45 | 4 | 20 | 4.8 |
| 49823 | 49823-8 | 1 1/4" | 3.74 | 0.75 | 1.45 | 1 | 25 | 1.8 |
| 41924 | 41924-0 | 1 1/2" | 4.21 | 0.86 | 1.68 | 2 | 20 | 3.5 |
| 49824 | 49824-5 | 1 1/2" | 4.21 | 0.86 | 1.68 | 1 | 25 | 2.2 |
| 41925 | 41925-7 | 2" | 4.76 | 1.00 | 2.20 | 2 | 20 | 6.0 |
| 49825 | 49825-2 | 2" | 4.76 | 1.00 | 2.20 | 1 | 25 | 4.1 |

Boxed

| | | | | | | | | |
|---------|---------|--------|------|------|------|---|----------|------|
| 51920 | 51920-9 | 1/2" | 2.12 | 0.55 | 0.73 | - | 100/1000 | 17.6 |
| TH-1901 | 61920-6 | 1/2" | 2.12 | 0.55 | 0.73 | - | 100/500 | 9.9 |
| 51921 | 51921-6 | 3/4" | 2.70 | 0.63 | 0.93 | - | 50/500 | 14.2 |
| TH-1902 | 61921-3 | 3/4" | 2.70 | 0.63 | 0.93 | - | 50/250 | 7.4 |
| 51922 | 51922-3 | 1" | 3.01 | 0.68 | 1.11 | - | 50/500 | 17.6 |
| 51923 | 51923-0 | 1 1/4" | 3.74 | 0.75 | 1.45 | - | 25/250 | 15.5 |
| 51924 | 51924-7 | 1 1/2" | 4.21 | 0.86 | 1.68 | - | 25/250 | 20.3 |
| 51925 | 51925-4 | 2" | 4.76 | 1.00 | 2.20 | - | 50 | 6.4 |
| 51907 | 51907-0 | 2 1/2" | 5.88 | 1.00 | 2.91 | - | 25 | 5.1 |
| 51908 | 51908-7 | 3" | 6.50 | 1.00 | 3.53 | - | 25 | 5.9 |
| 51909 | 51909-4 | 3 1/2" | 7.38 | 1.00 | 4.03 | - | 25 | 8.3 |
| 51910 | 51910-0 | 4" | 8.00 | 1.00 | 4.53 | - | 25 | 9.1 |

Conduit Hangers

Suspensiones Del Conducto



Use:

Conduit hangers are used to secure and suspend EMT, Rigid, IMC and PVC Conduits from overhead supports.

- With Carriage Bolt and Nut Attached

Uso:

Los suspendedores de conductos se utilizan para fijar conductos EMT, rígidos, IMC y de PVC, y para suspenderlos de otros soportes superiores.

- Con el perno y la tuerca de carro unidos


Materials / Materiales :

- Stamped Steel/ Acero Estampado

Finish/Final :

- Zinc Plated/ Cinc Plateado

Certification / Certificación :

 E229278

Standards / Estándares :

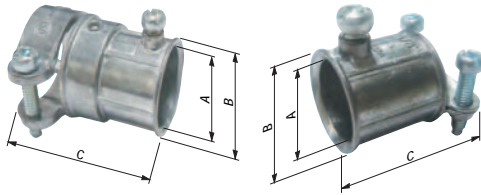
UL 2239
 CSA C22.2 No. 18
 NEMA FB-1
 NEC Articles 345, 346 & 348

EMT (THINWALL) CONDUIT

| Catalog Number | UPC No 0-31857 | Trade Size | Nominal Dimensions | | | Pcs/ Unit | Ctn/Case Qty/Qty | Case Wt. |
|----------------|-------------------|------------|--------------------|------|------|--------------|---------------------|-------------|
| | | | A | B | C | | | |
| Polybag | | | | | | | | |
| 44100 | 44100-5 | 1/2" | 1.95 | 0.75 | 0.70 | 5 | 20 | 7.9 |
| 49100 | 49100-0 | 1/2" | 1.95 | 0.75 | 0.70 | 1 | 50 | 4.2 |
| 44110 | 44110-4 | 3/4" | 2.21 | 0.75 | 0.82 | 5 | 20 | 8.8 |
| 49110 | 49110-9 | 3/4" | 2.21 | 0.75 | 0.82 | 1 | 30 | 2.9 |
| 44120 | 44120-3 | 1" | 2.53 | 0.86 | 0.93 | 2 | 20 | 4.5 |
| 49120 | 49120-8 | 1" | 2.53 | 0.86 | 0.93 | 1 | 20 | 2.4 |
| 44130 | 44130-2 | 1 1/4" | 2.72 | 0.86 | 0.98 | 2 | 20 | 5.3 |
| 49130 | 49130-7 | 1 1/4" | 2.72 | 0.86 | 0.98 | 1 | 12 | 3.4 |
| 44135 | 44135-7 | 1 1/4" | 3.01 | 0.86 | 1.03 | 2 | 20 | 4.9 |
| 49135 | 49135-2 | 1 1/4" | 3.01 | 0.86 | 1.03 | 1 | 20 | 2.6 |
| 44140 | 44140-1 | 1 1/2" | 3.31 | 0.96 | 1.10 | 2 | 20 | 7.1 |
| 49140 | 49140-6 | 1 1/2" | 3.31 | 0.96 | 1.10 | - | 20 | 4.1 |
| 44150 | 44150-0 | 2" | 4.05 | 0.96 | 1.12 | 2 | 20 | 8.5 |
| 49145 | 49145-1 | 2" | 4.05 | 0.96 | 1.12 | - | 20 | 4.7 |
| Boxed | | | | | | | | |
| 52100 | 52100-4 | 1/2" | 1.95 | 0.75 | 0.70 | - | 50/500 | 38.6 |
| 52110 | 52110-3 | 3/4" | 2.21 | 0.75 | 0.82 | - | 100 | 8.3 |
| 52120 | 52120-2 | 1" | 2.53 | 0.86 | 0.93 | - | 100 | 10.0 |
| 52130 | 52130-1 | 1 1/4" | 2.72 | 0.86 | 0.98 | - | 100 | 12.2 |
| 52135 | 52135-6 | 1 1/4" | 3.01 | 0.86 | 1.03 | - | 100 | 13.5 |
| 52140 | 52140-0 | 1 1/2" | 3.31 | 0.96 | 1.10 | - | 100 | 18.9 |
| 52150 | 52150-9 | 2" | 4.05 | 0.96 | 1.12 | - | 50 | 10.7 |
| 52155 | 52155-4 | 2 1/2" | 4.60 | 1.18 | 1.25 | - | 25 | 7.5 |
| 52156 | 52156-1 | 3" | 5.31 | 1.18 | 1.25 | - | 10 | 4.6 |

EMT To Flex Couplings

EMT Para doblar Acopladores

**Use:**

Combination couplings are used to provide a transition from steel EMT conduit to Flexible Metal Conduit.

- Set Screw Type

Usa:

Los acopladores de combinación se utilizan como transiciones entre conductos EMT de acero y conductos metálicos flexibles.

- Tipo Del Tornillo de presión

Materials / Materiales :

- Zinc Die-Cast / El Cinc Fundió A troquel

Certification / Certificación :


UL E210498 SR LR57925

Standards / Estándares :

UL 514B
CSA C22.2 No. 18
NEMA FB-1
NEC Article 348 & 350

EMT To Flex Couplings

EMT Para doblar Acopladores

**Use:**

Combination couplings are used to provide a transition from steel EMT Conduit to Flexible Metal Conduit.

- Compression Type

Usa:

Los acopladores de combinación se utilizan como transiciones entre conductos EMT de acero y conductos metálicos flexibles.

- Tipo De la Compresión

Materials / Materiales :

- Zinc Die-Cast / El Cinc Fundió A troquel

Certification / Certificación :

UL E155411 SR LR57925

Standards / Estándares :

UL 514B CSA C22.2 No. 18
NEMA FB-1 NEC Articles 348 & 350

EMT (THINWALL) CONDUIT

| Catalog Number | UPC No 0-31857 | Trade Size | Nominal Dimensions | | | Pcs/ Unit | Ctn/Case Qty/Qty | Case Wt. |
|----------------|-------------------|------------|--------------------|---|---|--------------|---------------------|-------------|
| | | | A | B | C | | | |

Carded

| | | | | | | | | |
|-------|---------|-----------|------|------|------|---|------|------|
| 18279 | 18279-3 | 1/2"-3/8" | 0.72 | 0.93 | 1.34 | 2 | 5/60 | 11.9 |
| 18280 | 18280-9 | 1/2"-1/2" | 0.93 | 0.94 | 1.62 | 1 | 5/60 | 9.1 |
| 18281 | 18281-6 | 3/4"-3/4" | 0.94 | 1.12 | 1.97 | 1 | 5/60 | 12.1 |

Polybag

| | | | | | | | | |
|-------|---------|-----------|------|------|------|---|----|-----|
| 44279 | 44279-8 | 1/2"-3/8" | 0.72 | 0.93 | 1.34 | 2 | 20 | 3.0 |
| 49279 | 49279-3 | 1/2"-3/8" | 0.72 | 0.93 | 1.34 | 1 | 25 | 1.9 |
| 44280 | 44280-4 | 1/2"-1/2" | 0.93 | 0.94 | 1.62 | 2 | 20 | 3.8 |
| 49280 | 49280-9 | 1/2"-1/2" | 0.93 | 0.94 | 1.62 | 1 | 15 | 1.5 |
| 44281 | 44281-1 | 3/4"-3/4" | 0.94 | 1.12 | 1.97 | 2 | 20 | 6.0 |
| 49281 | 49281-6 | 3/4"-3/4" | 0.94 | 1.12 | 1.97 | 1 | 10 | 1.6 |

Boxed

| | | | | | | | | |
|-------|---------|-----------|------|------|------|---|--------|------|
| 57003 | 57003-3 | 1/2"-3/8" | 0.72 | 0.93 | 1.34 | - | 50/500 | 34.3 |
| 55280 | 55280-0 | 1/2"-1/2" | 0.93 | 0.94 | 1.62 | - | 25/250 | 21.9 |
| 55281 | 55281-7 | 3/4"-3/4" | 0.94 | 1.12 | 1.97 | - | 25/250 | 36.0 |

EMT (THINWALL) CONDUIT

| Catalog Number | UPC No 0-31857 | Trade Size | Nominal Dimensions | | | Pcs/ Unit | Ctn/Case Qty/Qty | Case Wt. |
|----------------|-------------------|------------|--------------------|---|---|--------------|---------------------|-------------|
| | | | A | B | C | | | |

Polybag

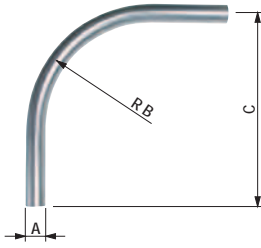
| | | | | | | | | |
|-------|---------|------|------|------|------|---|----|-----|
| 49289 | 49289-2 | 1/2" | 1.40 | 0.92 | 0.15 | 1 | 20 | 1.8 |
| 49290 | 49290-8 | 3/4" | 1.52 | 1.12 | 0.20 | 1 | 20 | 2.6 |
| 49291 | 49291-5 | 1" | 1.77 | 1.35 | 0.31 | 1 | 20 | 3.7 |

Boxed

| | | | | | | | | |
|-------|---------|------|------|------|------|---|--------|------|
| 55289 | 55289-3 | 1/2" | 1.40 | 0.92 | 0.15 | - | 50/500 | 40.9 |
| 55290 | 55290-9 | 3/4" | 1.52 | 1.12 | 0.20 | - | 25/250 | 30.8 |
| 55291 | 55291-6 | 1" | 1.77 | 1.35 | 0.31 | - | 25/250 | 46.1 |

90° EMT Elbows

Codos Del 90° EMT



Use:

90° EMT elbows are used to connect steel EMT Conduit together to allow for 90° bends.

Usó:

Los codos EMT de 90° se utilizan para conectar conductos EMT de acero a fin de realizar conexiones a 90°.

Materials / Materiales :

- Galvanized Steel / Acero Galvanizado

EMT (THINWALL) CONDUIT

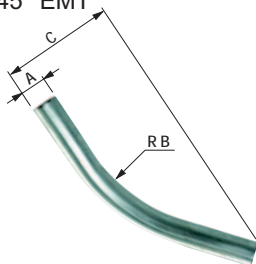
| Catalog Number | UPC No | Trade Size | Nominal Dimensions | | | Pcs/ Unit | Ctn/Case Qty/Qty | Case Wt. |
|----------------|--------|------------|--------------------|---|---|-----------|------------------|----------|
| | | | A | B | C | | | |

Boxed

| | | | | | | | | |
|------------|---------|--------|------|-------|-------|---|----|------|
| 02-55541PE | 00541-2 | 1/2" | 0.50 | 4.00 | 6.25 | - | 20 | 5.8 |
| 02-55542PE | 00542-9 | 3/4" | 0.75 | 4.50 | 7.06 | - | 10 | 5.2 |
| 02-55543PE | 00543-6 | 1" | 1.00 | 5.75 | 9.25 | - | 10 | 9.9 |
| 02-55544PE | 00544-3 | 1 1/4" | 1.25 | 7.25 | 10.50 | - | 5 | 7.5 |
| 02-55545PE | 00545-0 | 1 1/2" | 1.50 | 8.25 | 12.63 | - | 4 | 9.4 |
| 02-55546PE | 00546-7 | 2" | 2.00 | 9.50 | 14.25 | - | 2 | 8.6 |
| 55547-PE | 00547-4 | 2 1/2" | 2.50 | 10.50 | 18.87 | - | 1 | 5.0 |
| 55548-PE | 00548-1 | 3" | 3.00 | 13.00 | 20.00 | - | 1 | 7.5 |
| 55549-PE | 00549-8 | 3 1/2" | 3.50 | 15.00 | 23.75 | - | 1 | 10.1 |
| 55550-PE | 00550-4 | 4" | 4.00 | 16.00 | 26.13 | - | 1 | 13.0 |

45° EMT Elbows

Codos Del 45° EMT



Use:

45° EMT elbows are used to connect steel EMT Conduit together to allow for 45° bends.

Usó:

Los codos EMT de 45° se utilizan para conectar conductos EMT de acero a fin de realizar conexiones a 45°.

Materials / Materiales :

- Galvanized Steel / Acero Galvanizado

EMT (THINWALL) CONDUIT


| Catalog Number | UPC No | Trade Size | Nominal Dimensions | | | Pcs/ Unit | Ctn/Case Qty/Qty | Case Wt. |
|----------------|--------|------------|--------------------|---|---|-----------|------------------|----------|
| | | | A | B | C | | | |

Boxed

| | | | | | | | | |
|------------|---------|--------|------|-------|-------|---|----|-----|
| 02-55521PE | 00521-4 | 1/2" | 0.50 | 4.00 | 3.00 | - | 20 | 4.0 |
| 02-55522PE | 00522-1 | 3/4" | 0.75 | 4.33 | 3.62 | - | 10 | 3.6 |
| 02-55523PE | 00523-8 | 1" | 1.00 | 5.35 | 4.33 | - | 10 | 6.6 |
| 02-55524PE | 00524-5 | 1 1/4" | 1.25 | 6.75 | 5.15 | - | 8 | 7.8 |
| 02-55525PE | 00525-2 | 1 1/2" | 1.50 | 7.95 | 6.74 | - | 6 | 7.8 |
| 02-55526PE | 00526-9 | 2" | 2.00 | 8.70 | 7.12 | - | 4 | 8.3 |
| 55527-PE | 00527-6 | 2 1/2" | 2.50 | 9.10 | 9.60 | - | 1 | 5.0 |
| 55528-PE | 00528-3 | 3" | 3.00 | 11.41 | 10.07 | - | 1 | 7.5 |

Screw-In Greenfield Connectors

Tornillo-En Los Conectores De Greenfield



Use:
Screw-in type connectors are used to terminate Flexible Metal Conduit to a knock-out in a dry location box or enclosure, where minimum spacing is desired between the conduits.

Uso:
Los conectores roscados se utilizan para realizar las conexiones de los conductos metálicos flexibles con las bocas de cajas o recintos en lugares secos, donde se necesita que haya poco espacio entre los conductos.

Materials / Materiales :

- Zinc Die-Cast / El Cinc Fundió A troquel

Certification / Certificación :


UL E155411 NSF LR57925

Standards / Estándares :

- UL 514B
- CSA C22.2 No. 18
- NEMA FB-1
- NEC Article 350

Screw-In Greenfield Couplings

Tornillo-En Los Conectores De Greenfield



Use:
Screw-in type couplings are used to join lengths of Flexible Metal Conduit.

Uso:
Los acopladores roscados se utilizan para unir tramos de conductos metálicos flexibles.

Materials / Materiales :

- Zinc Die-Cast / El Cinc Fundió A troquel

Certification / Certificación :

UL E155411 NSF LR57925

Standards / Estándares :

- UL 514B CSA C22.2 No. 18
- NEMA FB-1 NEC Article 350

BX • MC • FLEX

| Catalog Number | UPC No 0-31857 | Trade Size | Nominal Dimensions | | | Pcs/ Unit | Ctn/Case Qty/Qty | Case Wt. |
|----------------|-------------------|------------|--------------------|---|---|--------------|---------------------|-------------|
| | | | A | B | C | | | |

Carded

| | | | | | | | | |
|-------|---------|------|------|------|------|---|--------|------|
| 18129 | 18129-1 | 3/8" | 1.30 | 0.92 | 0.41 | 4 | 10/120 | 28.4 |
| 18130 | 18130-7 | 1/2" | 1.37 | 0.92 | 0.41 | 4 | 10/120 | 29.9 |
| 18131 | 18131-4 | 3/4" | 1.63 | 1.12 | 0.43 | 2 | 5/60 | 13.9 |

Polybag

| | | | | | | | | |
|-------|---------|------|------|------|------|----|----|------|
| 44009 | 44009-1 | 3/8" | 1.30 | 0.92 | 0.41 | 5 | 20 | 5.4 |
| 49009 | 49009-6 | 3/8" | 1.30 | 0.92 | 0.41 | 1 | 50 | 2.9 |
| 44010 | 44010-7 | 1/2" | 1.37 | 0.92 | 0.41 | 5 | 20 | 5.8 |
| 45010 | 45010-6 | 1/2" | 1.37 | 0.92 | 0.41 | 10 | 20 | 11.3 |
| 49010 | 49010-2 | 1/2" | 1.37 | 0.92 | 0.41 | 1 | 50 | 3.1 |
| 44011 | 44011-4 | 3/4" | 1.63 | 1.12 | 0.43 | 5 | 20 | 8.7 |
| 49011 | 49011-9 | 3/4" | 1.63 | 1.12 | 0.43 | 1 | 20 | 2.0 |

Boxed

| | | | | | | | | |
|----------|---------|--------|------|------|------|---|--------|------|
| 56009 | 56009-6 | 3/8" | 1.30 | 0.92 | 0.41 | - | 50/500 | 27.5 |
| GC-38 | 66009-3 | 3/8" | 1.30 | 0.92 | 0.41 | - | 50/100 | 13.2 |
| 56010 | 56010-2 | 1/2" | 1.37 | 0.92 | 0.41 | - | 50/500 | 28.5 |
| GC-50 | 66010-9 | 1/2" | 1.37 | 0.92 | 0.41 | - | 50/100 | 13.9 |
| 56011 | 56011-9 | 3/4" | 1.63 | 1.12 | 0.43 | - | 25/250 | 22.3 |
| GC-75 | 66011-6 | 3/4" | 1.63 | 1.12 | 0.43 | - | 25/125 | 11.2 |
| 02-56012 | 56012-6 | 1" | 1.92 | 1.35 | 0.56 | - | 10 | 1.9 |
| 02-57013 | 57013-2 | 1 1/4" | 2.12 | 1.75 | 0.61 | - | 10 | 2.7 |
| 02-57014 | 57014-9 | 1 1/2" | 2.32 | 2.1 | 0.62 | - | 10 | 3.9 |
| 02-57015 | 57015-6 | 2" | 2.55 | 2.66 | 0.75 | - | 10 | 5.9 |

Boxed w/ Insulated Throat

| | | | | | | | | |
|-------|--|--------|------|------|------|---|--------|------|
| 56109 | | 3/8" | 1.30 | 0.92 | 0.41 | - | 50/500 | 25.3 |
| 56110 | | 1/2" | 1.37 | 0.92 | 0.41 | - | 50/500 | 30.1 |
| 56111 | | 3/4" | 1.63 | 1.12 | 0.43 | - | 25/250 | 23.9 |
| 56112 | | 1" | 1.92 | 1.35 | 0.56 | - | 25/250 | 41.6 |
| 56113 | | 1 1/4" | 2.12 | 1.75 | 0.61 | - | 10/100 | 24.9 |
| 56114 | | 1 1/2" | 2.32 | 2.1 | 0.62 | - | 10/40 | 16.7 |
| 56115 | | 2" | 2.55 | 2.66 | 0.75 | - | 10/40 | 23.8 |

Trade Size

- 3/8" For Regular Wall Steel or Aluminum Flexible Metal Conduit.
- 1/2" For Regular Wall Steel or Aluminum Flexible Metal Conduit.
- 3/4" For Regular or Reduced Wall Steel or Aluminum Flexible Metal Conduit.
- 1"-2" For Regular Wall Steel or Aluminum Flexible Metal Conduit.

For Cable Sizes

BX • MC • FLEX

| Catalog Number | UPC No 0-31857 | Trade Size | Nominal Dimensions | | | Pcs/ Unit | Ctn/Case Qty/Qty | Case Wt. |
|----------------|-------------------|------------|--------------------|---|---|--------------|---------------------|-------------|
| | | | A | B | C | | | |

Carded

| | | | | | | | | |
|-------|---------|------|------|------|------|---|--------|------|
| 18127 | 18127-7 | 1/2" | 1.79 | 0.97 | 0.20 | 1 | 10/120 | 10.7 |
| 18128 | 18128-4 | 3/4" | 2.00 | 1.21 | 0.22 | 1 | 10/120 | 14.8 |

Polybag


| | | | | | | | | |
|-------|---------|------|------|------|------|---|----|-----|
| 44013 | 44013-8 | 1/2" | 1.79 | 0.97 | 0.20 | 5 | 20 | 5.2 |
| 49013 | 49013-3 | 1/2" | 1.79 | 0.97 | 0.20 | 1 | 20 | 2.8 |
| 44014 | 44014-5 | 3/4" | 2.00 | 1.21 | 0.22 | 5 | 20 | 8.6 |
| 49014 | 49014-0 | 3/4" | 2.00 | 1.21 | 0.22 | 1 | 25 | 2.4 |

Boxed

| | | | | | | | | |
|----------|---------|--------|------|------|------|---|--------|------|
| 56013 | 56013-3 | 1/2" | 1.79 | 0.97 | 0.20 | - | 10/500 | 24.6 |
| 56014 | 56014-0 | 3/4" | 2.00 | 1.21 | 0.22 | - | 25/250 | 21.7 |
| 02-56015 | 56015-7 | 1" | 2.41 | 1.47 | 0.32 | - | 10 | 1.6 |
| 02-56016 | 56016-4 | 1 1/4" | 2.75 | 1.88 | 0.32 | - | 10 | 2.5 |
| 02-56017 | 56017-1 | 1 1/2" | 3.00 | 2.28 | 0.32 | - | 10 | 3.7 |
| 02-56018 | 56018-8 | 2" | 3.28 | 2.84 | 0.32 | - | 10 | 5.2 |

90° Angle Connectors

Conectores Del Ángulo Del 90°



Use:
90° connectors are used to make a 90° termination of Armored Cable, Metal Clad Cable or Flexible Metal Conduit to a knock-out or unthreaded slip hole in a dry location box or enclosure.

Usó:
Los conectores con ángulo de 90° se utilizan para realizar conexiones de 90° de cables blindados, cables con revestimiento metálico o conductos de metal flexible con las bocas de las cajas eléctricas o con los agujeros de deslizamiento sin rosca en cajas o en recintos en lugares secos.

Materials / Materiales :

• Zinc / El Cinc Fundió A troque

Certification / Certificación :

UL E155411 SP LR57925

Standards / Estándares :

UL 514B
CSA C22.2 No. 18
NEMA FB-1
NEC Articles 350, 333 & 334

BX • MC • FLEX

| Catalog Number | UPC No 0-31857 | Trade Size | Nominal Dimensions | | | Pcs/ Unit | Ctn/Case Qty/Qty | Case Wt. |
|----------------|-------------------|------------|--------------------|------|------|--------------|---------------------|-------------|
| | | | A | B | C | | | |
| Carded | | | | | | | | |
| 18110 | 18110-9 | 3/8" | 1.32 | 1.30 | 0.39 | 2 | 10/120 | 25.1 |
| 18111 | 18111-6 | 1/2" | 1.64 | 1.63 | 0.43 | 1 | 5/60 | 11.5 |
| 18113 | 18113-0 | 3/4" | 1.77 | 1.89 | 0.43 | 1 | 5/60 | 14.6 |
| Polybag | | | | | | | | |
| 44801 | 44801-1 | 3/8" | 1.32 | 1.30 | 0.39 | 2 | 20 | 3.9 |
| 49801 | 49801-6 | 3/8" | 1.32 | 1.30 | 0.39 | 1 | 50 | 4.8 |
| 44804 | 44804-2 | 1/2" | 1.64 | 1.63 | 0.43 | 2 | 20 | 5.5 |
| 49804 | 49804-7 | 1/2" | 1.64 | 1.63 | 0.43 | 1 | 20 | 2.8 |
| 44806 | 44806-6 | 3/4" | 1.77 | 1.89 | 0.43 | 2 | 20 | 7.7 |
| 49806 | 49806-1 | 3/4" | 1.77 | 1.89 | 0.43 | 1 | 20 | 4.0 |
| Boxed | | | | | | | | |
| 55801 | 55801-7 | 3/8" | 1.32 | 1.30 | 0.39 | - | 50/500 | 44.8 |
| 55804 | 55804-8 | 1/2" | 1.64 | 1.63 | 0.43 | - | 25/250 | 31.1 |
| 55806 | 55806-2 | 3/4" | 1.77 | 1.89 | 0.43 | - | 10/100 | 18.5 |
| 02-55807 | 55807-9 | 1" | 2.13 | 2.30 | 0.53 | - | 10 | 3.2 |
| 02-55808 | 55808-6 | 1 1/4" | 3.00 | 2.69 | 0.59 | - | 10 | 4.8 |
| 02-55809 | 55809-3 | 1 1/2" | 4.80 | 3.59 | 0.70 | - | 4 | 4.4 |
| 02-55810 | 55810-9 | 2" | 4.80 | 3.59 | 0.70 | - | 4 | 4.6 |
| 02-55811 | 55811-6 | 2 1/2" | 4.80 | 4.45 | 0.85 | - | 5 | 12.9 |
| 02-55812 | 55812-3 | 3" | 5.58 | 5.00 | 0.85 | - | 1 | 3.5 |
| 02-55813 | 55813-0 | 3 1/2" | 6.41 | 5.51 | 1.02 | - | 1 | 6.3 |
| 02-55814 | 55814-7 | 4" | 7.22 | 6.10 | 1.06 | - | 1 | 7.4 |

Trade

Size
3/8"

For Cable Sizes

For regular Wall Steel or Aluminum Flexible Metal Conduit. For 14-2 through 10-3 Steel or Aluminum Armored Cable. For 14-2 through 10-3 Interlocking Steel or Aluminum Metal clad Cable.

1/2"


For Regular Wall Steel or Aluminum Flexible Metal Conduit. For 8-2 through 8-3 Steel or Aluminum Armored Cable. For 8-2 through 8-3 interlocking Steel or Aluminum Metal clad Cable.

3/4"

For regular or Reduced Wall Steel or Aluminum Flexible Metal Conduit.

Set screw Flex Connectors

Conectores de la flexión del tornillo de presión



Use:
Set screw flex connectors are used to terminate Regular Wall Steel or Aluminum Flexible Metal Conduit to a knock-out in a dry location box or enclosure.

Usó:
Los conectores flexibles con tornillos de sujeción se utilizan para conectar los conductos metálicos flexibles de acero o de aluminio para paredes comunes con una boca o un recinto en lugares secos.

Materials / Materiales :

• Zinc Die-Cast / El Cinc Fundió A troquel

Certification / Certificación :

UL E155411 SP LR57925

Standards / Estándares :


UL 514B CSA C22.2 No. 18
NEMA FB-1 NEC Article 350

BX • MC • FLEX

| Catalog Number | UPC No 0-31857 | Trade Size | Nominal Dimensions | | | Pcs/ Unit | Ctn/Case Qty/Qty | Case Wt. |
|----------------|-------------------|------------|--------------------|------|------|--------------|---------------------|-------------|
| | | | A | B | C | | | |
| Carded | | | | | | | | |
| 18125 | 18125-3 | 1/2" | 0.95 | 1.50 | 0.40 | 1 | 10/120 | 15.7 |
| 18126 | 18126-0 | 3/4" | 1.15 | 1.55 | 0.49 | 1 | 5/60 | 11.1 |
| Polybag | | | | | | | | |
| 44090 | 44090-9 | 1/2" | 0.95 | 1.50 | 0.40 | 3 | 20 | 5.7 |
| 49090 | 49090-4 | 1/2" | 0.95 | 1.50 | 0.40 | 1 | 25 | 2.6 |
| 44091 | 44091-6 | 3/4" | 1.15 | 1.55 | 0.49 | 3 | 20 | 7.3 |
| 49091 | 19091-1 | 3/4" | 1.15 | 1.55 | 0.49 | 1 | 25 | 3.4 |
| Boxed | | | | | | | | |
| 56090 | 56090-4 | 1/2" | 0.95 | 1.50 | 0.40 | - | 25/250 | 23.19 |
| 56091 | 56091-1 | 3/4" | 1.15 | 1.55 | 0.49 | - | 25/250 | 35.25 |

Squeeze Connectors

Conectores Del Apretón



Use:
Squeeze connectors are used to terminate Flexible Metal Conduit to a knock-out in a dry location box or enclosure.

Uso:
Los conectores a presión se utilizan para realizar las conexiones de los conductos metálicos flexibles con las bocas de ½ pulgada en una caja o un recinto en lugares secos.

Materials / Materiales :

- Zinc Die-Cast / El Cinc Fundió A troquel

Certification / Certificación :

UL E155411 SB LR57925

Standards / Estándares :

UL 514B
CSA C22.2 No. 18
NEMA FB-1
NEC Article 350

BX • MC • FLEX

| Catalog Number | UPC No 0-31857 | Trade Size | Nominal Dimensions | | | Pcs/ Unit | Ctn/Case Qty/Qty | Case Wt. |
|----------------|-------------------|------------|--------------------|---|---|--------------|---------------------|-------------|
| | | | A | B | C | | | |

Carded

| | | | | | | | | |
|-------|---------|------|------|-----|------|---|------|------|
| 18406 | 18406-3 | 3/8" | 1.09 | 0.5 | 0.62 | 3 | 5/60 | 14.3 |
| 18407 | 18407-0 | 1/2" | 1.50 | 0.5 | 0.99 | 2 | 5/60 | 13.9 |
| 18408 | 18408-7 | 3/4" | 1.59 | 0.5 | 1.18 | 2 | 5/60 | 18.8 |

Polybag

| | | | | | | | | |
|-------|---------|------|------|-----|------|---|----|-----|
| 44401 | 44401-3 | 3/8" | 1.09 | 0.5 | 0.62 | 3 | 20 | 4.1 |
| 49401 | 49401-8 | 3/8" | 1.09 | 0.5 | 0.62 | 1 | 30 | 3.5 |
| 44407 | 44407-5 | 1/2" | 1.50 | 0.5 | 0.99 | 3 | 20 | 5.3 |
| 49407 | 49407-0 | 1/2" | 1.50 | 0.5 | 0.99 | 1 | 25 | 2.4 |
| 44408 | 44408-2 | 3/4" | 1.59 | 0.5 | 1.18 | 3 | 20 | 8.0 |
| 49408 | 49408-7 | 3/4" | 1.59 | 0.5 | 1.18 | 1 | 25 | 3.5 |

Boxed

| | | | | | | | | |
|----------|---------|--------|------|-----|------|---|--------|------|
| 55401 | 55401-9 | 3/8" | 1.09 | 0.5 | 0.62 | - | 50/500 | 32.0 |
| 55407 | 55407-1 | 1/2" | 1.50 | 0.5 | 0.99 | - | 25/250 | 21.6 |
| SC-50 | 65407-8 | 1/2" | 1.50 | 0.5 | 0.99 | - | 25/125 | 9.9 |
| 55408 | 55408-8 | 3/4" | 1.59 | 0.5 | 1.18 | - | 25/250 | 33.7 |
| 02-55410 | 55410-1 | 1" | 1.75 | 0.5 | 1.45 | - | 10 | 2.1 |
| 02-55412 | 55412-5 | 1 1/4" | 1.90 | 0.6 | 1.73 | - | 10 | 2.8 |
| 02-55414 | 55414-9 | 1 1/2" | 2.00 | 0.6 | 2.00 | - | 10 | 3.6 |
| 02-55416 | 55416-3 | 2" | 2.10 | 0.6 | 2.55 | - | 10 | 4.6 |

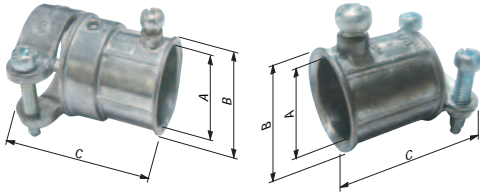
Trade Size

For Cable Sizes

| | |
|------|---|
| 3/8" | For Regular or Reduced Wall Steel Flexible Metal Conduit. For 12-2 through 10-3 Steel or Aluminum armored cable. For 12-2 through 10-3 Interlocking Steel or Aluminum Metal Clad Cable. |
| 1/2" | For Regular or Reduced Wall Steel Flexible Metal Conduit. For 6-3 Steel or Aluminum Armored Cable. For 6-3 Interlocking Steel or Aluminum Metal Clad Cable. |
| 3/4" | For Regular or Reduced Wall Steel or Aluminum Flexible Metal Conduit. |

EMT To Flex Couplings

EMT Para doblar Acopladores



Use:
Combination couplings are used to provide a transition from steel EMT conduit to Flexible Metal Conduit.
• Set Screw Type

Uso:
Los acopladores de combinación se utilizan como transiciones entre conductos EMT de acero y conductos metálicos flexibles.

- Tipo Del Tornillo de presión

Materials / Materiales :

- Zinc Die-Cast / El Cinc Fundió A troquel

Certification / Certificación :

UL E210498 SB LR57925

Standards / Estándares :

UL 514B CSA C22.2 No. 18
NEMA FB-1 NEC Articles 348 & 350

BX • MC • FLEX

| Catalog Number | UPC No 0-31857 | Trade Size | Nominal Dimensions | | | Pcs/ Unit | Ctn/Case Qty/Qty | Case Wt. |
|----------------|-------------------|------------|--------------------|---|---|--------------|---------------------|-------------|
| | | | A | B | C | | | |

Carded

| | | | | | | | | |
|-------|---------|------|------|------|------|---|------|------|
| 18279 | 18279-3 | 3/8" | 0.72 | 0.93 | 1.34 | 2 | 5/60 | 11.9 |
| 18280 | 18280-9 | 1/2" | 0.93 | 0.87 | 1.62 | 1 | 5/60 | 9.1 |
| 18281 | 18281-6 | 3/4" | 0.96 | 1.16 | 1.97 | 1 | 5/60 | 12.1 |

Polybag


| | | | | | | | | |
|-------|---------|------|------|------|------|---|----|-----|
| 44279 | 44279-8 | 3/8" | 0.72 | 0.93 | 1.34 | 2 | 20 | 3.0 |
| 49279 | 49279-3 | 3/8" | 0.72 | 0.93 | 1.34 | 1 | 25 | 1.9 |
| 44280 | 44280-4 | 1/2" | 0.93 | 0.87 | 1.62 | 2 | 20 | 3.8 |
| 49280 | 49280-9 | 1/2" | 0.93 | 0.87 | 1.62 | 1 | 15 | 1.5 |
| 44281 | 44281-1 | 3/4" | 0.96 | 1.16 | 1.97 | 2 | 20 | 6.0 |
| 49281 | 49281-6 | 3/4" | 0.96 | 1.16 | 1.97 | 1 | 10 | 1.6 |

Boxed

| | | | | | | | | |
|-------|---------|------|------|------|------|---|--------|------|
| 57003 | 57003-3 | 3/8" | 0.72 | 0.93 | 1.34 | - | 50/500 | 34.3 |
| 55280 | 55280-0 | 1/2" | 0.93 | 0.87 | 1.62 | - | 25/250 | 21.9 |
| 55281 | 55281-7 | 3/4" | 0.96 | 1.16 | 1.97 | - | 25/250 | 36.0 |

EMT To Flex Couplings

EMT Para doblar Acopladores



Use:
Combination couplings are used to provide a transition from steel EMT Conduit to Flexible Metal Conduit.

- Compression Type

Uso:
Los acopladores de combinación se utilizan como transiciones entre conductos EMT de acero y conductos metálicos flexibles.

- Tipo De la Compresión

Materials / Materiales :

- Zinc Die-Cast / El Cinc Fundió A troquel

Certification / Certificación :

UL E155411 SP LR57925

Standards / Estándares :

UL 514B CSA C22.2 No. 18
NEMA FB-1 NEC Articles 348 & 350

BX • MC • FLEX

| Catalog Number | UPC No | Trade Size | Nominal Dimensions | | | Pcs/ Unit | Ctn/Case Qty/Qty | Case Wt. |
|----------------|--------|------------|--------------------|---|---|-----------|------------------|----------|
| | | | A | B | C | | | |

Polybag

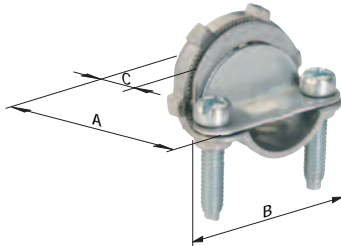
| | | | | | | | | |
|-------|---------|------|------|------|------|---|----|-----|
| 49289 | 49289-2 | 1/2" | 1.40 | 0.92 | 0.15 | 1 | 20 | 1.8 |
| 49290 | 49290-8 | 3/4" | 1.52 | 1.12 | 0.20 | 1 | 20 | 2.6 |
| 49291 | 49291-5 | 1" | 1.77 | 1.35 | 0.31 | 1 | 20 | 3.7 |

Boxed

| | | | | | | | | |
|-------|---------|------|------|------|------|---|--------|------|
| 55289 | 55289-3 | 1/2" | 1.40 | 0.92 | 0.15 | - | 50/500 | 40.9 |
| 55290 | 55290-9 | 3/4" | 1.52 | 1.12 | 0.20 | - | 25/250 | 30.8 |
| 55291 | 55291-6 | 1" | 1.77 | 1.35 | 0.31 | - | 25/250 | 46.1 |

Combination Connector

Conector De la Combinación



Use:
Clamp type connectors are used to terminate Armored Cable, Metal Clad Cable or Flexible Metal Conduit to a 1/2" knock-out in a dry box or enclosure.

- UL Listed Locknut
- Male Hub Threads NPS
- End Stopped

Uso:
Los conectores con abrazaderas se utilizan para conectar los cables blindados, cables con revestimiento de metal o conductos de metal flexible con las bocas de 1/2 pulgada en cajas o en recintos en lugares secos.

- Tuerca de fijación Mencionada de la UL
- El Cubo Masculino Rosca NPS
- Extremo Paró

Materials / Materiales :

- Zinc Die-Cast / El Cinc Fundió A troquel

Certification / Certificación :

UL E155411 SP LR57925

Standards / Estándares :

UL 514B CSA C22.2 No. 18
NEMA FB-1 NEC Articles 350, 333 & 334

BX • MC • FLEX

| Catalog Number | UPC No | Trade Size | Nominal Dimensions | | | Pcs/ Unit | Ctn/Case Qty/Qty | Case Wt. |
|----------------|--------|------------|--------------------|---|---|-----------|------------------|----------|
| | | | A | B | C | | | |

Carded

| | | | | | | | | |
|---------|---------|------|------|------|------|---|--------|------|
| 18058-1 | 80581-4 | 3/8" | 0.80 | 1.17 | 0.35 | 3 | 10/120 | 20.9 |
|---------|---------|------|------|------|------|---|--------|------|

Polybag

| | | | | | | | | |
|-------|---------|------|------|------|------|---|-----|-----|
| 44002 | 44002-2 | 3/8" | 0.80 | 1.17 | 0.35 | 3 | 20 | 3.2 |
| 49502 | 49502-2 | 3/8" | 0.80 | 1.17 | 0.35 | 1 | 100 | 5.2 |

Boxed

| | | | | | | | | |
|-------|---------|------|------|------|------|---|----------|------|
| 57002 | 57002-6 | 3/8" | 0.80 | 1.17 | 0.35 | - | 100/1000 | 50.1 |
| C-510 | 67002-3 | 3/8" | 0.80 | 1.17 | 0.35 | - | 100/500 | 25.2 |


Trade Size
3/8"

For Cable Sizes

For Regular Wall Steel or Aluminum Flexible Metal Conduit.
For 14-2 through 10-2 Steel or Aluminum Armored Cable.
For 14-2(nominal OD .470") through 10-3 (nominal OD .610") Aluminum Interlocking Metal Clad Cable; 14-2 (nominal OD .469") through 10-3 (nominal OD .600") Steel Interlocking Metal Clad Cable.

Duplex Connector

Conector A dos caras



Use:

Duplex connectors are used to terminate two runs of Armored Cable, Metal Clad Cable or Flexible Metal Conduit to a 1/2" knock-out in a dry location box or enclosure.

- UL Listed Locknut
- Clamp Type
- Single Screw

Uso:

Los conectores dobles se utilizan para conectar de dos tramos de cables blindados, cables con revestimiento de metal o conductos metálicos flexibles con bocas de 1/2 pulgada en cajas o en recintos en ubicaciones secas.

- Tuerca de fijación Mencionada de la UL
- Tipo De la Abrazadera
- Solo Tornillo

Materials / Materiales :

- Zinc Die-Cast / El Cinc Fundió A troquel

Certification / Certificación :




Standards / Estándares :

UL 514B CSA C22.2 No. 18
NEMA FB-1 NEC Articles 350, 333 & 334

BX Connector

Conector de BX



Use:

BX connectors are used to terminate steel Armored Cable to a 1/2" knock-out in a dry location box or enclosure.

- UL Listed Locknut
- End Stopped

Uso:

Los conectores para cajas se utilizan para conectar los cables blindados de acero con las bocas de 1/2 pulgada en cajas o en recintos en lugares secos.

- Tuerca de fijación Mencionada de la UL
- Extremo Parado

Materials / Materiales :

- Zinc Die-Cast / El Cinc Fundió A troquel

Certification / Certificación :



Standards / Estándares :

UL 514B CSA C22.2 No. 18
NEMA FB-1 NEC Article 333

BX • MC • FLEX

| Catalog Number | UPC No | Trade Size | Nominal Dimensions | | | Pcs/ Unit | Ctn/Case Qty/Qty | Case Wt. |
|----------------|--------|------------|--------------------|---|---|-----------|------------------|----------|
| | | | A | B | C | | | |

| Carded | | | | | | | | |
|---------------|---------|------|------|-----|------|---|------|------|
| 18630 | 18630-2 | 3/8" | 1.60 | 1.5 | 0.42 | 1 | 5/60 | 10.3 |

| Polybag | | | | | | | | |
|----------------|---------|------|------|-----|------|---|----|-----|
| 44630 | 44630-7 | 3/8" | 1.60 | 1.5 | 0.42 | 2 | 20 | 4.6 |
| 49630 | 49630-2 | 3/8" | 1.60 | 1.5 | 0.42 | 1 | 20 | 2.5 |

| Boxed | | | | | | | | |
|--------------|---------|------|------|-----|------|---|--------|------|
| 55630 | 55630-3 | 3/8" | 1.60 | 1.5 | 0.42 | - | 25/250 | 26.6 |

Trade Size

3/8"

For Cable Sizes

For Regular Wall Steel or Aluminum Flexible Metal Conduit.
For 14-2 (nominal OD .460") through 10-3 (nominal OD .500") Steel Armored Cable;
For 14-2 (nominal OD .480") through 10-3 (nominal OD .580") Aluminum Armored Cable.
For 14-2 (nominal OD .468") through 10-3 (nominal OD .610") Aluminum Interlocking Metal Clad Cable; 14-2 (nominal OD .470") through 10-3 (nominal OD .600") Steel Interlocking Metal Clad Cable.

BX • MC • FLEX

| Catalog Number | UPC No | Trade Size | Nominal Dimensions | | | Pcs/ Unit | Ctn/Case Qty/Qty | Case Wt. |
|----------------|--------|------------|--------------------|---|---|-----------|------------------|----------|
| | | | A | B | C | | | |

| Carded | | | | | | | | |
|---------------|---------|------|------|------|------|---|--------|------|
| 18058 | 18058-4 | 3/8" | 0.78 | 0.63 | 0.36 | 4 | 10/120 | 28.3 |

| Polybag | | | | | | | | |
|----------------|---------|------|------|------|------|-----|-----|------|
| 44501 | 44501-0 | 3/8" | 0.78 | 0.63 | 0.36 | 5 | 20 | 5.0 |
| 45501 | 45501-9 | 3/8" | 0.78 | 0.63 | 0.36 | 10 | 20 | 9.6 |
| 46501 | 46501-8 | 3/8" | 0.78 | 0.63 | 0.36 | 100 | 6 | 27.7 |
| 49501 | 49501-5 | 3/8" | 0.78 | 0.63 | 0.36 | 1 | 100 | 5.2 |

| Boxed | | | | | | | | |
|--------------|---------|------|------|------|------|---|----------|------|
| 55501 | 55501-6 | 3/8" | 0.78 | 0.63 | 0.36 | - | 100/1000 | 46.7 |
| C-550 | 65501-3 | 3/8" | 0.78 | 0.63 | 0.36 | - | 100/500 | 24.6 |

Trade Size

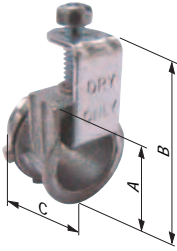
3/8"

For Cable Sizes

For 14-2 (nominal OD .460") through 10-2 (nominal OD .598") Steel Armored Cable.
For 14-2 (nominal OD .469") through 10-3 (nominal OD .600") Steel Interlocking Metal Clad Cable.

Saddle Connector

Conector De la Silla de montar



Use:

Saddle connectors are used to terminate Armored and Metal Clad Cables to a 1/2" knock-out in a dry location box or enclosure.

- UL Listed Locknut
- End Stopped

Uso:

Los conectores con abrazadera cóncava se utilizan para realizar conexiones de los cables blindados y los cables con revestimiento de metal con las bocas de 1/2 pulgada en una caja o un recinto en lugares secos.

- Tuerca de fijación mencionada de la UL
- Extremo Parado

Materials / Materiales :

- Zinc Die-Cast / El Cinc Fundido A troquel

Certification / Certificación :

UL E155411 SR LR57925

Standards / Estándares :

UL 514B
 CSA C22.2 No. 18
 NEMA FB-1
 NEC Articles 333 & 334

BX • MC • FLEX

| Catalog Number | UPC No | Trade Size | Nominal Dimensions | | | Pcs/ Unit | Ctn/Case Qty/Qty | Case Wt. |
|----------------|--------|------------|--------------------|---|---|-----------|------------------|----------|
| | | | A | B | C | | | |

Polybag

| | | | | | | | | |
|-------|---------|------|------|------|------|---|----|-----|
| 44503 | 44503-4 | 3/8" | 0.90 | 1.61 | 0.93 | 5 | 20 | 7.4 |
| 49503 | 49503-9 | 3/8" | 0.90 | 1.61 | 0.93 | 1 | 50 | 3.9 |

Boxed

| | | | | | | | | |
|-------|---------|------|------|------|------|---|--------|------|
| 55503 | 55503-0 | 3/8" | 0.90 | 1.61 | 0.93 | - | 50/500 | 35.4 |
|-------|---------|------|------|------|------|---|--------|------|

Trade Size


For Cable Sizes

3/8"

For 14-2 (nominal OD .465") through 10-3 (nominal OD .500") Steel Armored Cable;
 For 14-2 (nominal OD .480") through 10-3 (nominal OD .585") Aluminum Armored Cable.
 For 0.475" through 0.600" Steel Interlocking Metal Clad Cable .
 For 0.468" through 0.610" Aluminum Interlocking Metal Clad Cable.
 For 12/2 through 10/3 Oval NMSE Cable.

Strap Connector

Conector De la Correa



Use:

Strap Connectors are used to terminate Armored Cable and Metal Clad Cable to a steel outlet box or metal enclosure.

Uso:

Los conectores de la correa se utilizan para terminar el cable armado y el cable revestido del metal a un recinto de acero de la caja o del metal del enchufe.

Materials / Materiales :

- Zinc Die-Cast / El Cinc Fundido A troquel

Certification / Certificación :

UL E155411 SR LR57925

Standards / Estándares :

UL 514B
 CSA C22.2 No. 18
 NEC Articles 350, 333 & 334

BX • MC • FLEX

| Catalog Number | UPC No | Trade Size | Nominal Dimensions | | | Pcs/ Unit | Ctn/Case Qty/Qty | Case Wt. |
|----------------|--------|------------|--------------------|---|---|-----------|------------------|----------|
| | | | A | B | C | | | |

Boxed

| | | | | | | | | |
|-------|---------|------|------|------|------|----|--------|------|
| 55504 | 55504-7 | 1/2" | 1.40 | 1.80 | 0.40 | 25 | 25/250 | 25.6 |
|-------|---------|------|------|------|------|----|--------|------|

Trade Size


For Cable Sizes

1/2"

For 8-4 (nominal OD .785") through 8-2 (nominal OD .680") Steel Armored Cable;
 For 8-4 (nominal OD .780") through 8-2 (nominal OD .680") Aluminum Armored Cable.
 For 0.680" through 0.780" Steel Interlocking Metal Clad Cable ;
 For 0.675" through 0.780" Aluminum Interlocking Metal Clad Cable.

BX One Hole Strap

Correa Del Agujero de BX Uno



Use:
One hole straps are used to provide support for runs of Armored Cable.


Uso:
Las abrazaderas con un agujero se utilizan para brindar soporte a los tramos de cable blindado.

Materials / Materiales :

- Galvanized Steel / Acero Galvanizado
- Zinc Plated / Cinc Plateado

Snap-in Flex

Flexión Snap-in



Use:
Snap-in connectors are used to terminate Armored cable.

- No tools needed

Uso:
Los conectores snap-in se utilizan para terminar el cable armado.


- Ningunas herramientas necesitadas

Materials / Materiales :

- Steel / Acero

Anti-Short Bushings

Bujes Contra-Cortos



Use:
Anti-short bushings are inserted into the end of Armored Cable and Flexible Metal Conduit in order to protect the conductors from the sharp edges of the raceway where cut.

Uso:
Los casquillos antidescarga se insertan en los extremos de los cables blindados y de los conductos flexibles de metal para proteger los conductores contra los bordes filosos del canal de conducción eléctrica cuando éste se corta.

Materials / Materiales :

- Plastic / Plástico

BX • MC • FLEX

| Catalog Number | UPC No | Trade Size | Nominal Dimensions | | | Pcs/ Unit | Ctn/Case Qty/Qty | Case Wt. |
|----------------|---------|------------|--------------------|-----|------|-----------|------------------|----------|
| | | | A | B | C | | | |
| Polybag | | | | | | | | |
| 44919 | 44919-3 | 3/8" | 1.27 | 0.5 | 0.47 | 10 | 20 | 3.0 |
| 47919 | 47919-0 | 3/8" | 1.27 | 0.5 | 0.47 | 3 | 50 | 2.6 |
| 49919 | 49919-8 | 3/8" | 1.27 | 0.5 | 0.47 | 4 | 50 | 3.1 |

| | | | | | | | | |
|--------------|---------|------|------|-----|------|---|----------|------|
| Boxed | | | | | | | | |
| 55919 | 55919-9 | 3/8" | 1.27 | 0.5 | 0.47 | - | 100/1000 | 13.9 |

BX • MC • FLEX

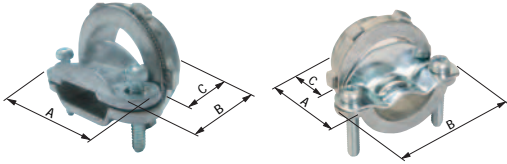
| Catalog Number | UPC No | Trade Size | Nominal Dimensions | | | Pcs/ Unit | Ctn/Case Qty/Qty | Case Wt. |
|----------------|---------|------------|--------------------|------|---|-----------|------------------|----------|
| | | | A | B | C | | | |
| Polybag | | | | | | | | |
| 44440 | 44440-2 | 1/2" | 1.45 | 0.97 | | 3 | 10 | 14.0 |
| Boxed | | | | | | | | |
| AMC-50 | 63750-7 | 1/2" | 1.45 | 0.97 | | - | 50/250 | 115.0 |

BX • MC • FLEX

| Catalog Number | UPC No | Trade Size | Nominal Dimensions | | | Pcs/ Unit | Ctn/Case Qty/Qty | Case Wt. |
|----------------|---------|------------|--------------------|------|---|-----------|------------------|----------|
| | | | A | B | C | | | |
| Carded | | | | | | | | |
| 18035 | 18035-5 | 0 | 0.57 | 0.66 | | 35 | 10/120 | 8.0 |
| Polybag | | | | | | | | |
| 02-55035 | 55035-6 | 0 | 0.57 | 0.66 | | 35 | 20 | 0.8 |
| 02-55036 | 55036-3 | 1 | 0.62 | 0.66 | | 35 | 20 | 1.0 |
| 02-55037 | 55037-0 | 2 | 0.60 | 0.84 | | 35 | 20 | 1.3 |
| 02-55038 | 55038-7 | 3 | 0.68 | 0.94 | | 20 | 10 | 0.8 |
| 02-55039 | 55039-4 | 4 | 0.80 | 1.15 | | 16 | 10 | 0.5 |

Clamp Type Connectors

Tipo Conectores De la Abrazadera



Use:

Clamp type connectors are used to terminate Nonmetallic Sheathed and Oval Type SE or USE Cables to a knock-out in a dry location box or enclosure.

- UL Listed Locknut
- Male Hub Threads NPS

Uso:

Los conectores con abrazaderas se utilizan para realizar conexiones de cables SE o USE con revestimiento no metálico, y de tipo oval, con una boca de una caja o de un recinto en lugares secos.

- Tuerca de fijación Mencionada de la UL
- El Cubo Masculino Rosca NPS

Materials / Materiales :

- Zinc Die-Cast / El Cinc Fundió A troquel

Certification / Certificación :

UL E213494 / E155410 LR57925

Standards / Estándares :

- UL 514B
- CSA C22.2 No. 18
- NEMA FB-1
- NEC Articles 336 & 338

NM / SE CABLE

| Catalog Number | UPC No 0-31857 | Trade Size | Nominal Dimensions | | | Pcs/ Unit | Ctn/Case Qty/Qty | Case Wt. |
|----------------|----------------|------------|--------------------|---|---|-----------|------------------|----------|
| | | | A | B | C | | | |

Carded

| | | | | | | | | |
|-------|---------|--------|------|------|------|---|--------|------|
| 18051 | 18051-5 | 3/8" | 0.80 | 1.17 | 0.39 | 4 | 10/120 | 27.8 |
| 18104 | 18104-8 | 3/4" | 0.94 | 1.67 | 0.42 | 2 | 10/120 | 26.4 |
| 18105 | 18105-5 | 1" | 1.12 | 1.95 | 0.44 | 2 | 5/60 | 20.1 |
| 18106 | 18106-2 | 1 1/4" | 1.25 | 2.18 | 0.61 | 1 | 5/60 | 17.8 |

Polybag

| | | | | | | | | |
|-------|---------|--------|------|------|------|-----|-----|------|
| 44650 | 44650-5 | 3/8" | 0.80 | 1.17 | 0.39 | 5 | 20 | 4.9 |
| 45650 | 45650-4 | 3/8" | 0.80 | 1.17 | 0.39 | 10 | 20 | 9.5 |
| 46650 | 46650-3 | 3/8" | 0.80 | 1.17 | 0.39 | 100 | 6 | 27.4 |
| 49650 | 49650-0 | 3/8" | 0.80 | 1.17 | 0.39 | 1 | 100 | 5.1 |
| 44660 | 44660-4 | 3/4" | 0.94 | 1.67 | 0.42 | 3 | 20 | 5.5 |
| 49660 | 49660-9 | 3/4" | 0.94 | 1.67 | 0.42 | 1 | 50 | 4.7 |
| 44663 | 44663-5 | 1" | 1.12 | 1.95 | 0.44 | 2 | 20 | 5.9 |
| 49663 | 49663-0 | 1" | 1.12 | 1.95 | 0.44 | 1 | 20 | 3.1 |
| 44694 | 44694-9 | 1 1/4" | 1.25 | 2.18 | 0.61 | 1 | 20 | 4.0 |
| 44664 | 44664-2 | 1 1/4" | 2.25 | 1.31 | 0.60 | 1 | 20 | 5.1 |
| 44675 | 44675-8 | 1 1/2" | 2.87 | 1.33 | 0.60 | 1 | 20 | 6.8 |
| 44695 | 44695-6 | 1 1/2" | 1.44 | 2.61 | 0.64 | 1 | 20 | 6.1 |
| 44696 | 44696-3 | 2" | 1.59 | 2.95 | 0.78 | 1 | 20 | 8.2 |
| 44676 | 44676-5 | 2" | 3.50 | 1.57 | 0.74 | 1 | 20 | 9.8 |

Boxed

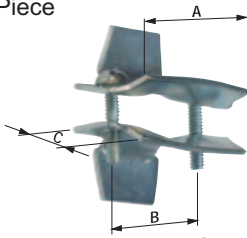
| | | | | | | | | |
|-------|---------|--------|------|------|------|---|----------|------|
| 55650 | 55650-1 | 3/8" | 0.80 | 1.17 | 0.39 | - | 100/1000 | 47.8 |
| C-500 | 65650-8 | 3/8" | 0.80 | 1.17 | 0.39 | - | 100/200 | 24.2 |
| 55660 | 55660-0 | 3/4" | 0.94 | 1.67 | 0.42 | - | 50/500 | 44.1 |
| C-750 | 65660-7 | 3/4" | 0.94 | 1.67 | 0.42 | - | 50/100 | 21.9 |
| 55663 | 55663-1 | 1" | 1.12 | 1.95 | 0.44 | - | 25/250 | 34.9 |
| 55664 | 55664-8 | 1 1/4" | 2.25 | 1.31 | 0.60 | - | 10/100 | 28.1 |
| 55675 | 55675-4 | 1 1/2" | 2.87 | 1.33 | 0.60 | - | 5/50 | 19.0 |
| 55676 | 55676-1 | 2" | 3.50 | 1.57 | 0.74 | - | 10/40 | 21.5 |

Trade Size

| Trade Size | For Cable Sizes |
|------------|--|
| 3/8" | For one or two 14-2 to 12-2 Nonmetallic Sheathed Cables or one 0.29" to 0.45" diameter Flexible Cord. |
| 3/4" | For 10-3 to 8-2 Nonmetallic Sheathed and 8-3 to 4-3 Oval Service Entrance Cable and 8-3 to 6-3 Round Service Entrance Cable. |
| 1" | For 10-3 to 4-3 Nonmetallic Sheathed and 6-3 to 4-3 Oval Service Entrance Cable and 6-3 to 2-3 Round Service Entrance Cable |
| 1 1/4" | 4-3 to 2-3 Nonmetallic Sheathed and 1.19" Service Entrance Cable. |
| 1 1/2" | For 1.48" Service Entrance Cable. |

2-Piece connectors

conectores 2-Piece



Use:

2-Piece clamp type connectors are used to terminate one or more Nonmetallic Sheathed Cables to a knock-out in a dry location box or enclosure. Also used in old work locations.

- No Locknut Required
- Butterfly Style

Uso:

Los conectores con abrazaderas de 2 piezas se utilizan para conectar uno o más cables con revestimiento no metálico a bocas de cajas o de recintos en ubicaciones secas. También se utilizan en lugares de trabajo antiguos.

- Ninguna Tuerca de fijación Requerirá
- Estilo De la Mariposa

Materials / Materiales :

- Steel / Acero

NM / SE CABLE

| Catalog Number | UPC No 0-31857 | Trade Size | Nominal Dimensions | | | Pcs/ Unit | Ctn/Case Qty/Qty | Case Wt. |
|----------------|----------------|------------|--------------------|---|---|-----------|------------------|----------|
| | | | A | B | C | | | |

Polybag


| | | | | | | | | |
|-------|---------|---------|-------|------|------|---|----|-----|
| 44652 | 44652-9 | 3/8" | 1.312 | 0.95 | 0.65 | 5 | 20 | 6.0 |
| 44654 | 44654-3 | 3/4"-1" | 1.75 | 1.25 | 0.76 | 5 | 20 | 7.9 |
| 49652 | 49652-4 | 3/8" | 1.312 | 0.95 | 0.65 | 1 | 50 | 3.2 |
| 49654 | 49654-8 | 3/4"-1" | 1.75 | 1.25 | 0.76 | 1 | 50 | 3.6 |

Boxed

| | | | | | | | | |
|-------|---------|------|-------|------|------|---|----------|------|
| 55652 | 55652-5 | 3/8" | 1.312 | 0.95 | 0.65 | - | 100/1000 | 55.0 |
| 55654 | 55654-9 | 3/4" | 1.75 | 1.25 | 0.76 | - | 50/500 | 39.5 |

Plastic Nonmetallic Cable Connectors

Conectores Nos-metálico Plásticos Del Cable



Use: Plastic nonmetallic cable connectors are used to terminate Nonmetallic Sheathed Cable to knockout in a dry location box or enclosure.

- Snap-In One Piece Construction
- Wide Variety of Cable Configurations

Uso: Los conectores plásticos para cables no metálicos se utilizan para conectar cables con revestimiento no metálico a bocas de cajas o de recintos en ubicaciones secas.

- Encajar a presión - En La Construcción De una pieza
- Variedad amplia de configuraciones del cable

Materials / Materiales :

- Plastic / Plástico

NM / SE CABLE

| Catalog Number | UPC No | Trade Size | Nominal Dimensions | | | Pcs/ Unit | Ctn/Case Qty/Qty | Case Wt. |
|----------------|--------|------------|--------------------|---|---|-----------|------------------|----------|
| | | | A | B | C | | | |

| Carded | | | | | | | | |
|---------------|---------|-----------|------|------|--|---|--------|------|
| 18740 | 18740-8 | 3/8"-1/2" | 1.00 | 0.50 | | 6 | 10/120 | 10.5 |


| Polybag | | | | | | | | |
|----------------|---------|-----------|------|------|--|----|-----|-----|
| 44740 | 44740-3 | 3/8"-1/2" | 1.00 | 0.50 | | 10 | 20 | 1.8 |
| 49740 | 49740-8 | 3/8"-1/2" | 1.00 | 0.50 | | 1 | 100 | 1.5 |
| 44741 | 44741-0 | 3/4" | 1.28 | 0.58 | | 5 | 20 | 1.8 |
| 49741 | 49741-5 | 3/4" | 1.28 | 0.58 | | 1 | 50 | 1.3 |

| Boxed | | | | | | | | |
|--------------|---------|-----------|------|------|--|---|---------|-----|
| 55740 | 55740-9 | 3/8"-1/2" | 1.00 | 0.50 | | - | 100/500 | 7.0 |
| 55741 | | 3/4" | 1.28 | 0.58 | | - | 50/500 | 6.2 |

| Trade Size | One Cable | Two Cables |
|------------|--|--|
| 3/8" | (1) 14/2 -10/2 (1) 14/3- 10-3 | (2) 14/2- 10/2 (1) 14/2 & 12/2 (1) 14/2 & 10/2 (1) 12/2 & 10/2 |
| 3/4" | (1) 14/2,12/2,10/2, 8/2 or 6/2 (1) 14/3,12/3,10/3, 8/3 or 6/3 | (2) 14/2,14/3,12/2,12/3, 10/2 or 10/3 (1) 14/2 & 12/2 (1) 14/2 & 10/2 (1) 12/2 & 10/2 (1) 14/3 & 12/3 |

Plastic Nonmetallic Cable Connectors

Conectores Nos-metálico Plásticos Del Cable



Use: Plastic nonmetallic cable connectors are used to terminate Nonmetallic Sheathed Cable or Flexible Cord to knockout in a dry location box or enclosure.

- Snap-In One Piece Construction
- Wide Variety of Cable Configurations

Uso: Los conectores nos-metálico plásticos del cable se utilizan para terminar el cable forrado no-metálico o la cuerda flexible al golpe de gracia en una caja o un recinto seca de la localización.

- Encajar a presión - En La Construcción De una pieza
- Variedad amplia de configuraciones del cable

Materials / Materiales :

- Plastic / Plástico

NM / SE CABLE

| Catalog Number | UPC No | Trade Size | Nominal Dimensions | | | Pcs/ Unit | Ctn/Case Qty/Qty | Case Wt. |
|----------------|--------|------------|--------------------|---|---|-----------|------------------|----------|
| | | | A | B | C | | | |

| Carded | | | | | | | | |
|---------------|---------|------|------|------|------|---|--------|------|
| 18840 | 18840-5 | 3/8" | 1.60 | 1.03 | 0.80 | 4 | 10/120 | 14.7 |
| 18841 | 18841-2 | 1/2" | 2.65 | 1.35 | 0.80 | 2 | 10/120 | 13.6 |


| Polybag | | | | | | | | |
|----------------|---------|------|------|------|------|----|-----|-----|
| 43840 | 43840-1 | 3/8" | 1.60 | 1.03 | 0.80 | 5 | 20 | 2.2 |
| 44840 | 44840-0 | 3/8" | 1.60 | 1.03 | 0.80 | 10 | 20 | 3.4 |
| 49840 | 49840-5 | 3/8" | 1.60 | 1.03 | 0.80 | 1 | 100 | 2.2 |
| 44841 | 44841-7 | 1/2" | 2.65 | 1.35 | 0.80 | 6 | 20 | 3.2 |
| 49841 | 49841-2 | 1/2" | 2.65 | 1.35 | 0.80 | 1 | 50 | 1.6 |

| Boxed | | | | | | | | |
|--------------|---------|------|------|------|------|---|----------|------|
| 55840 | | 3/8" | 1.60 | 1.03 | 0.80 | - | 100/1000 | 13.6 |
| 55841 | 55841-3 | 1/2" | 2.65 | 1.35 | 0.80 | - | 50/250 | 8.1 |

| Trade Size | One Cable | Two Cables (Diameter) | Flexible Cord |
|------------|-----------------|-----------------------|------------------------|
| 3/8" | (1) 14/2 - 10/2 | NA | 1/8" -16/64" |
| 1/2" | (1) 14/2 - 10/3 | (2) 14/2 - 10/2 | 19/64", 13/32", 23/64" |

Service Entrance Cable Connectors

Mantenga Los Conectores Del Cable De la Entrada EMT



Use: Watertight connectors are used for sealing and terminating Oval Type SE or USE Cable to a threaded entry of a watertight box or enclosure.

Uso: Los conductores impermeables se utilizan para sellar y realizar las conexiones de los cables SE o USE de tipo oval con las entradas roscadas de cajas o recintos mpermeables.

Materials / Materiales :

- Zinc Die-Cast / El Cinc Fundió A troquel

Certification / Certificación :

UL E155410 E213494 SF LR57925

Standards / Estándares :

UL 514B
CSA C22.2 No. 18
NEMA FB-1
NEC Article 338

NM / SE CABLE

| Catalog Number | UPC No 0-31857 | Trade Size | Nominal Dimensions | | | Pcs/ Unit | Ctn/Case Qty/Qty | Case Wt. |
|----------------|----------------|------------|--------------------|---|---|-----------|------------------|----------|
| | | | A | B | C | | | |

Boxed

| | | | | | | | | |
|----------|---------|--------|------|------|------|---|------|------|
| 02-55760 | 55760-7 | 1" | 1.44 | 0.5 | 0.8 | - | 10 | 2.6 |
| 02-55761 | 55761-4 | 1" | 1.44 | 0.46 | 0.7 | - | 10 | 2.5 |
| 02-55762 | 55762-1 | 1" | 1.44 | 0.4 | 0.63 | - | 10 | 2.5 |
| 02-55773 | 55773-7 | 1 1/4" | 1.74 | 0.66 | 1.12 | - | 10 | 5.2 |
| 02-55770 | 55770-6 | 1 1/4" | 1.74 | 0.57 | 0.94 | - | 10 | 4.2 |
| 02-55772 | 55772-0 | 1 1/4" | 1.74 | 0.51 | 0.85 | - | 5/50 | 52.0 |
| 02-55781 | 55781-2 | 1 1/2" | 1.85 | 0.74 | 1.23 | - | 5 | 3.2 |
| 02-55780 | 55780-5 | 1 1/2" | 1.85 | 0.74 | 1.23 | - | 5/50 | 45.0 |
| 02-55782 | 55782-9 | 1 1/2" | 1.85 | 0.74 | 1.23 | - | 5/50 | 45.0 |
| 02-55790 | 55790-4 | 2" | 2.15 | 0.7 | 1.19 | - | 5/50 | 45.0 |
| 02-55791 | 55791-1 | 2" | 2.15 | 0.74 | 1.23 | - | 10 | 9.7 |
| 02-55792 | 55792-8 | 2" | 2.15 | 0.83 | 1.41 | - | 5/50 | 45.0 |
| 02-55793 | 55793-5 | 2" | 2.15 | 0.88 | 1.53 | - | 5 | 4.7 |
| 02-55794 | 55794-2 | 2" | 2.15 | 0.99 | 1.57 | - | 5 | 4.5 |

For Underground Feeder Cable Only

Carded

| | | | | | | | | |
|-------|---------|------|------|------|------|---|--------|------|
| 18820 | 18820-7 | 1/2" | 1.19 | 0.65 | 0.44 | 1 | 10/120 | 16.1 |
| 18821 | 18821-4 | 3/4" | 1.29 | 0.65 | 0.66 | 1 | 5/60 | 11.7 |

Polybag

| | | | | | | | | |
|-------|---------|------|------|------|------|---|----|-----|
| 49092 | 49092-8 | 1/2" | 1.19 | 0.65 | 0.44 | 1 | 25 | 2.6 |
| 49093 | 49093-5 | 3/4" | 1.29 | 0.65 | 0.66 | 1 | 10 | 1.4 |

Boxed

| | | | | | | | | |
|-------|---------|------|------|------|------|---|--------|------|
| 56092 | 56092-8 | 1/2" | 1.19 | 0.65 | 0.44 | - | 25/250 | 24.3 |
| 56093 | 56093-5 | 3/4" | 1.29 | 0.65 | 0.66 | - | 25/250 | 38.3 |

| Trade Size | Grommet Minimum | Opening Maximum | Wire Size |
|------------|-----------------|-----------------|-----------|
|------------|-----------------|-----------------|-----------|

Boxed

| | | | |
|--------|------------|------------|-------|
| 1" | .44 x .81 | .53 x .81 | 3#4 |
| 1" | .40 x .71 | .50 x .77 | 3#6 |
| 1" | .32 x .5 | .40 x .98 | 3#8 |
| 1 1/4" | .51 x .93 | .59 x .98 | 3#2 |
| 1 1/4" | .48 x .87 | .56 x .92 | 3#3 |
| 1 1/2" | .65 x 1.10 | .72 x 1.24 | 3#1/0 |
| 1 1/2" | .70 x 1.20 | .86 x 1.34 | 3#2/0 |
| 1 1/2" | .75 x 1.30 | .87 x 1.37 | 3#3/0 |
| 2" | .65 x 1.10 | .72 x 1.24 | 3#1/0 |
| 2" | .70 x 1.20 | .87 x 1.34 | 3#2/0 |
| 2" | .75 x 1.30 | .87 x 1.37 | 3#3/0 |
| 2" | .84 x 1.43 | .90 x 1.50 | 3#4/0 |

For Underground Feeder Cable Only

Carded

| | | | |
|------|-----------|-----------|------|
| 1/2" | 10 x .22 | .44 x .47 | 12/2 |
| 3/4" | .17 x .22 | .66 x .80 | 12/3 |

Polybag


| | | | |
|------|-----------|-----------|------|
| 1/2" | .10 x .22 | .44 x .47 | 12/2 |
| 3/4" | .17 x .22 | .66 x .80 | 12/3 |

Boxed

| | | | |
|------|-----------|-----------|------|
| 1/2" | .10 x .22 | .44 x .47 | 12/2 |
| 3/4" | .17 x .22 | .66 x .80 | 12/3 |

Midget One Hole Straps

Correas Del Agujero Del Enano Uno



Use:
Midget one hole straps are used to secure bare solid copper wire to a working surface.


Uso:
Las abrazaderas diminutas con un agujero se utilizan para conectar cables sólidos de cobre a una superficie de trabajo

Materials / Materiales :

- Stamped Steel / Acero Estampado
- Zinc Plated / Cinc Plateado

One Hole SEU Straps

Un Correas Del Agujero SEU



Use:
One hole straps are used to secure Type SE or USE Service Entrance Cable.


Uso:
Las abrazaderas con un agujero se utilizan para conectar cables de entrada de servicio de tipo SE o USE.

Materials / Materiales :

- Stamped Steel / Acero Estampado
- Zinc Plated / Cinc Plateado

Two Hole SEU Straps

Correas Del Agujero Del Enano Uno



Use:
Two hole straps are used to secure Type SE or USE Service Entrance Cable.

Uso:
Las abrazaderas con dos agujeros se utilizan para conectar cables de entrada de servicio de tipo SE o USE.

Materials / Materiales :

- Stamped Steel / Acero Estampado
- Zinc Plated / Cinc Plateado

NM / SE CABLE

| Catalog Number | UPC No | Trade Size | Nominal Dimensions | | | Pcs/ Unit | Ctn/Case Qty/Qty | Case Wt. |
|----------------|---------|------------|--------------------|------|------|-----------|------------------|----------|
| | | | A | B | C | | | |
| Polybag | | | | | | | | |
| 41720 | 41720-8 | 3/16" OD | 0.69 | 0.32 | 0.19 | 10 | 20 | 1.2 |
| 44720 | 44720-5 | 3/16" OD | 0.69 | 0.32 | 0.19 | 50 | 20 | 3.2 |
| 41721 | 41721-5 | 1/4" OD | 0.99 | 0.50 | 0.23 | 10 | 20 | 1.8 |
| 44721 | 44721-2 | 1/4" OD | 0.99 | 0.50 | 0.23 | 50 | 20 | 5.9 |

| | | | | | | | | |
|--------------|--|----------|------|------|------|---|----------|-----|
| Boxed | | | | | | | | |
| 51720 | | 3/16" OD | 0.69 | 0.32 | 0.19 | - | 100/1000 | 3.4 |
| 51721 | | 1/4" OD | 0.99 | 0.50 | 0.23 | - | 100/1000 | 6.5 |

NM / SE CABLE

| Catalog Number | UPC No | Trade Size | Nominal Dimensions | | | Pcs/ Unit | Ctn/Case Qty/Qty | Case Wt. |
|----------------|---------|------------|--------------------|------|------|-----------|------------------|----------|
| | | | A | B | C | | | |
| Polybag | | | | | | | | |
| 41700 | 41700-0 | 14/2-12/2 | 1.39 | 0.50 | 0.35 | 10 | 20 | 2.9 |
| 49700 | 49700-2 | 14/2-12/2 | 1.39 | 0.50 | 0.35 | 3 | 50 | 2.5 |
| 41701 | 41701-7 | 8/3-4/3 | 1.69 | 0.56 | 0.44 | 10 | 20 | 4.0 |
| 49701 | 49701-9 | 8/3-4/3 | 1.69 | 0.56 | 0.44 | 3 | 50 | 3.4 |
| 41702 | 41702-4 | 3/3-2/3 | 1.94 | 0.56 | 0.56 | 10 | 20 | 5.2 |
| 49702 | 49702-6 | 3/3-2/3 | 1.94 | 0.56 | 0.56 | 3 | 50 | 4.0 |
| 41703 | 41703-1 | 1-2/0 | 2.50 | 1.00 | 0.84 | 6 | 20 | 10.1 |
| 49703 | 49703-3 | 1-2/0 | 2.50 | 1.00 | 0.84 | 1 | 50 | 4.7 |
| 41704 | 41704-8 | 3/0-4/0 | 2.81 | 1.00 | 0.90 | 4 | 20 | 8.0 |
| 49704 | 49704-0 | 3/0-4/0 | 2.81 | 1.00 | 0.90 | 1 | 50 | 5.4 |

| | | | | | | | | |
|--------------|---------|-----------|------|------|------|---|----------|------|
| Boxed | | | | | | | | |
| 51700 | 51700-7 | 14/2-12/2 | 1.39 | 0.50 | 0.35 | - | 100/1000 | 14.3 |
| 51701 | 51701-4 | 8/3-4/3 | 1.69 | 0.56 | 0.44 | - | 100/1000 | 20.6 |
| 51702 | 51702-1 | 3/3-2/3 | 1.94 | 0.56 | 0.56 | - | 100/1000 | 23.6 |
| 51703 | 51703-8 | 1-2/0 | 2.50 | 1.00 | 0.84 | - | 25/250 | 22.5 |
| 51704 | 51704-5 | 3/0-4/0 | 2.81 | 1.00 | 0.90 | - | 25/250 | 26.4 |

NM / SE CABLE

| Catalog Number | UPC No | Trade Size | Nominal Dimensions | | | Pcs/ Unit | Ctn/Case Qty/Qty | Case Wt. |
|----------------|---------|------------|--------------------|------|------|-----------|------------------|----------|
| | | | A | B | C | | | |
| Polybag | | | | | | | | |
| 44711 | 44711-3 | 8/3-4/3 | 2.38 | 0.75 | 0.42 | 10 | 10 | 3.2 |
| 49731 | 49731-6 | 8/3-4/3 | 2.38 | 0.75 | 0.42 | 3 | 50 | 4.9 |
| 43712 | 43712-1 | 3/3-2/3 | 2.75 | 0.75 | 0.55 | 6 | 10 | 2.5 |
| 49732 | 49732-3 | 3/3-2/3 | 2.75 | 0.75 | 0.55 | 3 | 50 | 5.4 |
| 43713 | 43713-8 | 1-2/0 | 3.19 | 0.75 | 0.80 | 6 | 10 | 2.9 |
| 49733 | 49733-0 | 1-2/0 | 3.19 | 0.75 | 0.80 | 2 | 25 | 3.8 |
| 43714 | 43714-5 | 3/0-4/0 | 3.50 | 0.75 | 0.86 | 6 | 10 | 3.2 |
| 49734 | 49734-7 | 3/0-4/0 | 3.50 | 0.75 | 0.86 | 1 | 25 | 1.8 |

| | | | | | | | | |
|--------------|---------|---------|------|------|------|---|----------|------|
| Boxed | | | | | | | | |
| 51711 | 51711-3 | 8/3-4/3 | 2.38 | 0.75 | 0.42 | - | 100/1000 | 30.0 |
| 51712 | 51712-0 | 3/3-2/3 | 2.75 | 0.75 | 0.55 | - | 100/1000 | 34.9 |
| 51713 | 51713-7 | 1-2/0 | 3.19 | 0.75 | 0.80 | - | 25/250 | 12.8 |
| 51714 | 51714-4 | 3/0-4/0 | 3.50 | 0.75 | 0.86 | - | 25/250 | 13.9 |

Service Entrance Heads

Mantenga Las Cabezas De la Entrada



Use:

Service entrance caps are used as a connecting point in an overhead service entrance and can be mounted on threaded or unthreaded Rigid Conduit, IMC or EMT Conduit.

- Clamp-On Type
- Phenolic Insulator with Multiple Holes
- Listed for Use in Wet Locations

Uso:

Las tapas para entradas de servicio se utilizan como puntos de conexión en entradas de servicio superiores y pueden montarse en conductos rígidos, IMC o EMT, roscados o no roscados.

- Abrazadera-En Tipo
- Aislador phenolic con los agujeros múltiples
- Enumerado para el uso en localizaciones mojadas

Materials / Materiales :

- Aluminum Die-Cast / Aluminio Fundido A troquel

Certification / Certificación :



Standards / Estándares :

UL 514B CSA C22.2 No. 18
NEC Articles 345, 346 & 348

NM / SE CABLE

| Catalog Number | UPC No 0-31857 | Trade Size | Nominal Dimensions | | | Pcs/ Unit | Ctn/Case Qty/Qty | Case Wt. |
|----------------|----------------|------------|--------------------|---|---|-----------|------------------|----------|
| | | | A | B | C | | | |

Boxed

| | | | | | | | | |
|----------|---------|--------|------|------|------|---|----|-----|
| 02-51251 | 51251-4 | 1/2" | 2.25 | 2.22 | 1.93 | - | 10 | 2.8 |
| 02-51252 | 51252-1 | 3/4" | 2.48 | 2.51 | 2.20 | - | 10 | 3.2 |
| 02-51253 | 51253-8 | 1" | 2.75 | 2.85 | 2.55 | - | 5 | 2.0 |
| 02-51254 | 51254-5 | 1 1/4" | 3.12 | 2.90 | 2.98 | - | 5 | 2.8 |
| 02-51255 | 51255-2 | 1 1/2" | 3.75 | 3.68 | 3.18 | - | 5 | 4.0 |
| 02-51256 | 51256-9 | 2" | 4.34 | 5.28 | 4.61 | - | 3 | 4.2 |
| 02-51257 | 51257-6 | 2 1/2" | 5.64 | 5.52 | 5.20 | - | 2 | 7.4 |
| 02-51258 | 51258-3 | 3" | 6.39 | 6.25 | 5.26 | - | 1 | 4.2 |
| 02-51259 | 51259-0 | 3 1/2" | 6.82 | 6.85 | 7.16 | - | 1 | 7.1 |
| 02-51260 | 51260-6 | 4" | 7.65 | 6.85 | 7.25 | - | 1 | 6.7 |

Service Entrance Heads

Mantenga Las Cabezas De la Entrada



Use:

Service entrance caps are used as a connecting point in an overhead service entrance and can be mounted on threaded or unthreaded Rigid Conduit, IMC or EMT Conduit.

- Threaded Type
- Phenolic Insulator with Multiple Holes
- Listed for Use in Wet Locations

Uso:

Los casquillos de la entrada del servicio se utilizan como un punto que conecta en una entrada de arriba del servicio y se pueden montar en roscado o unthreaded el conducto rígido, el conducto de IMC o de EMT.

- Tipo Roscado
- Aislador phenolic con los agujeros múltiples
- Enumerado para el uso en localizaciones mojadas

Materials / Materiales :

- Aluminum Die-Cast / Aluminio Fundido A troquel

Certification / Certificación :



Standards / Estándares :

UL 514B CSA C22.2 No. 18
NEC Articles 345, 346 & 348

NM / SE CABLE


| Catalog Number | UPC No 0-31857 | Trade Size | Nominal Dimensions | | | Pcs/ Unit | Ctn/Case Qty/Qty | Case Wt. |
|----------------|----------------|------------|--------------------|---|---|-----------|------------------|----------|
| | | | A | B | C | | | |

Boxed

| | | | | | | | | |
|----------|---------|--------|------|------|------|---|----|-----|
| 02-52251 | 52251-3 | 1/2" | 0.97 | 2.19 | 2.04 | - | 10 | 2.9 |
| 02-52252 | 52252-0 | 3/4" | 1.16 | 2.41 | 2.13 | - | 10 | 3.5 |
| 02-52253 | 52253-7 | 1" | 1.51 | 2.83 | 2.54 | - | 5 | 2.4 |
| 02-52254 | 52254-4 | 1 1/4" | 1.89 | 2.89 | 3.00 | - | 5 | 2.6 |
| 02-52255 | 52255-1 | 1 1/2" | 2.16 | 3.51 | 3.20 | - | 5 | 4.6 |
| 02-52256 | 52256-8 | 2" | 2.70 | 4.36 | 4.58 | - | 3 | 4.6 |

Service Entrance Mast Heads

Mantenga Las Cabezas Del Mástil De la Entrada



Use:
Service entrance caps are used as a connecting point in an overhead service entrance and can be mounted on threaded or unthreaded Rigid Conduit, IMC or EMT Conduit.

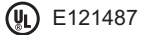
- Slip Fit
- Phenolic Insulator with Multiple Holes
- Listed for Use in Wet Locations

Uso:
Las tapas para entradas de servicio se utilizan como puntos de conexión en entradas de servicio superiores y pueden montarse en conductos rígidos, IMC o EMT, roscados o no roscados.

- Ajuste Del Resbalón
- Aislador phenolic con los agujeros múltiples
- Enumerado para el uso en localizaciones mojadas

Materials / Materiales :
• Aluminum Sand Cast / Molde De aluminio De la Arena

Certification / Certificación :




Standards / Estándares :
UL 514B
NEC Articles 345, 346 & 348

NM / SE CABLE

| Catalog Number | UPC No 0-31857 | Pipe Size | Head size | Nominal Dimensions | | | Pcs/ Unit | Ctn/Case Qty/Qty | Case Wt. |
|----------------|----------------|-----------|-----------|--------------------|------|------|-----------|------------------|----------|
| | | | | A | B | C | | | |
| Boxed | | | | | | | | | |
| 02-51456 | 51456-3 | 2" | 1 1/4" | 2.66 | 3.72 | 3.14 | - | 4 | 2.4 |
| | | 2" | 1 1/2" | 2.75 | 3.85 | 3.16 | - | 10 | 10.2 |
| 02-51457 | 51547-0 | 2 1/2" | 1 1/4" | 3.28 | 4.05 | 3.08 | - | 2 | 1.9 |
| 02-51458 | 51458-7 | 2 1/2" | 2" | 3.12 | 4.57 | 4.20 | - | 2 | 2.0 |

PVC Service Entrance Heads

El Pvc Mantiene Las Cabezas De la Entrada



Use:
Service entrance caps are used as a connecting point in an overhead service entrance and can be mounted on threaded or unthreaded Rigid, IMC, PVC or EMT Conduits.

- No Screws to Back Out
- U-Slots Eliminate 2-Piece Insulator

Uso:
Las tapas para entradas de servicio se utilizan como puntos de conexión en entradas de servicio superiores y pueden montarse en conductos rígidos, IMC, EMT o de PVC, roscados o no roscados.

- Ningunos tornillos a retirarse.
- Las U-Ranuras eliminan el aislador 2-Piece.


Materials / Materiales :
• Plastic / Plástico

NM / SE CABLE

| Catalog Number | UPC No 0-31857 | Trade Size | Nominal Dimensions | | | Pcs/ Unit | Ctn/Case Qty/Qty | Case Wt. |
|----------------|----------------|------------|--------------------|------|------|-----------|------------------|----------|
| | | | A | B | C | | | |
| 56022 | 56022-5 | 1/2" | 2.90 | 1.90 | 0.85 | - | 10 | 2.1 |
| 56023 | 56023-2 | 3/4" | 3.17 | 2.34 | 1.00 | - | 10 | 2.9 |
| 56024 | 56024-9 | 1" | 3.36 | 2.34 | 1.33 | - | 5 | 1.8 |
| 56025 | 56025-6 | 1 1/4" | 3.75 | 2.92 | 1.67 | - | 5 | 2.8 |
| 56026 | 56026-3 | 1 1/2" | 3.75 | 2.92 | 1.90 | - | 5 | 3.1 |
| 56027 | 56027-0 | 2" | 5.44 | 4.30 | 2.40 | - | 3 | 3.1 |

Oval Service Cable Heads

Conectores Cabezas Ovais
Del Cable Del Servicio



Use:

Die-cast oval service entrance caps are used as a connecting point in an overhead service entrance for SEU Cable.

- Removable Cap
- 2-Piece Phenolic Insulator
- Listed for Use in Wet Locations

Uso:

Las tapas ovaladas fundidas para entradas de servicio se utilizan como puntos de conexión en entradas superiores de servicio para cables SEU.

- Casquillo Desprendible
- 2-Piece Insulator Phenolic
- Enumerado para el uso en localizaciones mojadas

Materials / Materiales :

- Aluminum Die-Cast / Aluminio Fundido A troquel

Certification / Certificación :



Standards / Estándares :

- UL 514B
- CSA C22.2 No. 18
- NEMA FB-1
- NEC Article 338

NM / SE CABLE

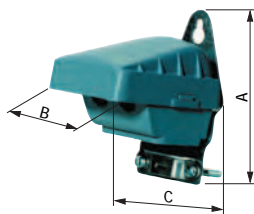
| Catalog Number | UPC No | Trade Size | Nominal Dimensions | | | Pcs/ Unit | Ctn/Case Qty/Qty | Case Wt. |
|----------------|--------|------------|--------------------|---|---|-----------|------------------|----------|
| | | | A | B | C | | | |

Boxed

| | | | | | | | | |
|----------|---------|---------|------|------|------|---|---|-----|
| 02-51200 | 51200-2 | 3/8-1/3 | 2.92 | 2.45 | 3.22 | - | 5 | 1.4 |
| 02-51235 | 51235-4 | 1/0-4/0 | 4.48 | 3.40 | 1.97 | - | 5 | 3.3 |

PVC Oval Service Cable Heads

Cabezas Ovais Del Cable
Del Servicio del Pvc



Use:

PVC oval service entrance caps are used as a connecting point in an overhead service entrance for SEU Cable.

- No Screws to Back Out
- U-Slots Eliminate 2-Piece Insulator

Uso:

Las tapas ovaladas de PVC para entradas de servicio se utilizan como puntos de conexión para cables SEU en entradas superiores de servicio.

- Ningunos tornillos a retirarse
- Las U-Ranuras Eliminan El Aislador 2-Piece

Materials / Materiales :

- Plastic / Plástico

NM / SE CABLE


| Catalog Number | UPC No | Trade Size | Nominal Dimensions | | | Pcs/ Unit | Ctn/Case Qty/Qty | Case Wt. |
|----------------|--------|------------|--------------------|---|---|-----------|------------------|----------|
| | | | A | B | C | | | |

Boxed

| | | | | | | | | |
|----------|---------|---------|------|------|------|---|----|-----|
| 02-52200 | 52200-1 | 8/3-2/3 | 3.47 | 1.90 | 2.80 | - | 10 | 2.9 |
| 02-52225 | 52225-4 | 1/0-2/0 | 4.90 | 2.90 | 4.30 | - | 5 | 3.6 |
| 02-52235 | 52235-3 | 3/0-4/0 | 4.90 | 2.90 | 4.30 | - | 5 | 3.5 |

Service Cable Sill Plates

Mantenga Las Placas Del Travesaño Del Cable




Use:
Sill plates are used in conjunction with sealing compound to protect service entrance cable and to cover the hole where it enters the dwelling.

Uso:
Las placas para solera se utilizan junto con compuesto sellador para proteger el cable de entrada de servicio y para cubrir el agujero en el lugar en el que entra al recinto.

Materials / Materiales :
• Aluminum Die-Cast / Aluminio Fundido A troquel

Conduit Sill Plates

Placas Del Travesaño Del Conducto



Use:
Sill plates are used in conjunction with sealing compound to protect service entrance cable and to cover the hole where it enters the dwelling.

Uso:
Las placas para solera se utilizan junto con un compuesto sellador para proteger el cable de entrada de servicio y para cubrir el agujero en el lugar donde el cable entra al recinto.

Materials / Materiales :
• Zinc Die-Cast / Cinc Fundido A troquel

Standard Porcelain Wireholders

Porcelana Estándar Wireholders



Use:
Porcelain wireholders are used in overhead services to support and secure incoming service entrance wires prior to entrance.

Uso:
Los portacables de porcelana se utilizan en servicios suspendidos para sostener y asegurar los cables de entrada de servicio antes de la entrada.

Materials / Materiales :
• Porcelain / Porcelana
• Steel / Acero

NM / SE CABLE

| Catalog Number | UPC No | Trade Size | Nominal Dimensions | | | Pcs/ Unit | Ctn/Case Qty/Qty | Case Wt. |
|----------------|---------|------------|--------------------|------|------|-----------|------------------|----------|
| | | | A | B | C | | | |
| Boxed | | | | | | | | |
| 40596 | 40596-0 | 3/0-4/0 | 6.02 | 2.40 | 3.70 | - | 4 | 3.6 |

NM / SE CABLE

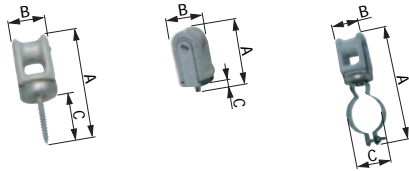
| Catalog Number | UPC No | Trade Size | Nominal Dimensions | | | Pcs/ Unit | Ctn/Case Qty/Qty | Case Wt. |
|----------------|---------|------------|--------------------|------|------|-----------|------------------|----------|
| | | | A | B | C | | | |
| Boxed | | | | | | | | |
| 40591 | 40591-5 | 1/2"-3/4" | 2.60 | 2.35 | 0.78 | - | 25 | 3.8 |
| 40593 | 40593-9 | 1" | 3.00 | 2.53 | 1.26 | - | 25 | 11.1 |
| 40594 | 40594-6 | 1 1/4" | 3.78 | 2.61 | 1.57 | - | 25 | 11.5 |
| 40597 | 40597-7 | 1 1/2" | 3.70 | 3.70 | 2.18 | - | 5 | 2.3 |
| 40598 | 40598-4 | 2" | 4.13 | 4.13 | 2.36 | - | 5 | 3.2 |

NM / SE CABLE

| Catalog Number | UPC No | Trade Size | Nominal Dimensions | | | Pcs/ Unit | Ctn/Case Qty/Qty | Case Wt. |
|----------------|---------|------------|--------------------|------|------|-----------|------------------|----------|
| | | | A | B | C | | | |
| Boxed | | | | | | | | |
| 02-56029 | 56029-4 | 3/8" x 5" | 7.91 | 1.54 | 5.00 | - | 5 | 3.8 |
| 02-56030 | 56030-0 | 1-11/16" | 3.88 | 1.44 | 2.13 | - | 10 | 2.8 |
| 02-56034 | 56034-8 | 2-1/4" | 4.80 | 1.95 | 2.64 | - | 10 | 6.1 |

Heavy Duty Porcelain Wireholders

Porcelana Resistente Wireholders



Use:

Porcelain wireholders are used in overhead services to support and secure incoming service entrance wires prior to entrance.

- Reinforced

Uso:

Los wireholders de la porcelana se utilizan en servicios de arriba para apoyar y para asegurar los alambres entrantes de la entrada del servicio antes de la entrada.

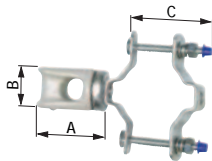
- Reforzado

Materials / Materiales :

- Porcelain / Porcelana • Steel / Acero

Adjustable Wireholder

Wireholder Ajustable



Use:

Porcelain wireholders are used in overhead services to support and secure incoming service entrance wires prior to entrance.

- Clamp-On
- Mounts Below Service Entrance Cap

Uso:

Los portacables de porcelana se utilizan en servicios suspendidos para sostener y asegurar los cables de entrada de servicio antes de la entrada.

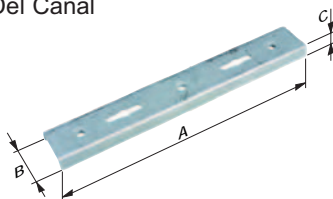
- Abrazadera-En
- Montajes Debajo Del Casquillo De la Entrada Del Servicio

Materials / Materiales :

- Porcelain / Porcelana • Steel / Acero

Channel Bar

Barra Del Canal



Use:

Channel bars are used to mount insulators to support and secure incoming service entrance wires prior to entrance.

- Holds 2-3 insulators

Uso:

Las barras acanaladas se utilizan para montar aislantes a fin de sostener y asegurar los cables de entrada de servicio antes de la entrada.

- Asimientos 2-3 aisladores

Materials / Materiales :

- Galvanized Steel/ Acero Galvanizado

NM / SE CABLE

| Catalog Number | UPC No | Trade Size | Nominal Dimensions | | | Pcs/ Unit | Ctn/Case Qty/Qty | Case Wt. |
|----------------|--------|------------|--------------------|---|---|-----------|------------------|----------|
| | | | A | B | C | | | |

Boxed

| | | | | | | | | |
|----------|---------|------------------|------|------|------|---|----|------|
| 02-56033 | 56033-1 | 2-1/4" Lag | 5.26 | 1.54 | 2.50 | - | 10 | 7.1 |
| 02-56036 | 56036-2 | 3/8" X 1/2" Mach | 3.33 | 1.54 | 0.50 | - | 20 | 13.7 |
| 02-56038 | 56038-6 | 2" Pipe | 6.73 | 1.54 | 2.10 | - | 10 | 9.3 |

NM / SE CABLE

| Catalog Number | UPC No | Trade Size | Nominal Dimensions | | | Pcs/ Unit | Ctn/Case Qty/Qty | Case Wt. |
|----------------|--------|------------|--------------------|---|---|-----------|------------------|----------|
| | | | A | B | C | | | |

Boxed

| | | | | | | | | |
|----------|---------|--|------|------|------|---|---|-----|
| 02-56037 | 56037-9 | | 2.80 | 1.70 | 3.37 | - | 5 | 7.6 |
|----------|---------|--|------|------|------|---|---|-----|

NM / SE CABLE

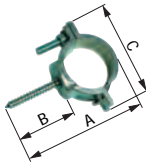
| Catalog Number | UPC No | Trade Size | Nominal Dimensions | | | Pcs/ Unit | Ctn/Case Qty/Qty | Case Wt. |
|----------------|--------|------------|--------------------|---|---|-----------|------------------|----------|
| | | | A | B | C | | | |

Boxed

| | | | | | | | | |
|----------|---------|-----|-------|------|------|---|----|------|
| 02-56039 | 56039-3 | 11" | 11.00 | 1.75 | 0.52 | - | 20 | 16.2 |
|----------|---------|-----|-------|------|------|---|----|------|

Conduit Supports

Ayudas Del Conducto



Use:

Conduit supports are used to secure Service Entrance Conduit to the outside surface of a building.

- Lag Screw Type

Uso:

Los soportes para conductos se utilizan para asegurar los conductos de entrada de servicio en la superficie exterior de un edificio.

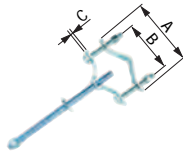
- Tipo Del Tornillo Del Retraso

Materials / Materiales :

- Aluminum / Aluminio

Universal Conduit Supports

Ayudas Universales Del Conducto



Use:

Conduit supports are used to secure Service Entrance Conduit to the outside surface of a building.

- 1/2" x 10" Stud Bolt

Uso:

Los soportes para conductos se utilizan para asegurar los conductos de entrada de servicio en la superficie exterior de un edificio.


- 1/2" x 10" Stud Bolt

Materials / Materiales :

- Steel / Acero

Wedge Clamp Connectors

Conectores De la Abrazadera De la Cuña



Use:

Wedge clamp connectors are used to connect a triplex Overhead Service Entrance Cable to a mounting device on a building.

Uso:


Los conectores con abrazaderas en forma de cuña se utilizan para conectar cables de entrada superiores a un dispositivo de montaje de un edificio.

Materials / Materiales :

- Aluminum wedge and Shell / Cuña y cáscara de aluminio
- Stainless Steel Ball / Bola De acero Inoxidable

Roof Flashings

Azotea Flashings



Use:

Roof flashings are used to provide a watertight seal in overhead services where the conduit mast penetrates the roofs surface.

Uso:

Los tapajuntas para techos se utilizan para proporcionar una selladura impermeable en servicios superiores donde el soporte del conducto penetra la superficie del techo.

Materials / Materiales :

- Galvanized Steel / Acero Galvanizado
- Neoprene Seal / Sello Del Neopreno

NM / SE CABLE

| Catalog Number | UPC No | Trade Size | Nominal Dimensions | | | Pcs/ Unit | Ctn/Case Qty/Qty | Case Wt. |
|----------------|--------|------------|--------------------|---|---|-----------|------------------|----------|
| | | | A | B | C | | | |

Boxed

| | | | | | | | | |
|-----------|---------|--------|------|------|------|---|---|-----|
| 02-56040* | 56040-9 | 2" | 5.36 | 2.54 | 4.33 | - | 5 | 4.4 |
| 02-56041* | 56041-6 | 2 1/2" | 5.77 | 2.54 | 4.92 | - | 5 | 4.6 |

NM / SE CABLE

| Catalog Number | UPC No | Trade Size | Nominal Dimensions | | | Pcs/ Unit | Ctn/Case Qty/Qty | Case Wt. |
|----------------|--------|------------|--------------------|---|---|-----------|------------------|----------|
| | | | A | B | C | | | |

Boxed

| | | | | | | | | |
|----------|---------|-----------|------|------|------|---|---|-----|
| 02-56042 | 56042-3 | 1 1/4"-3" | 5.36 | 4.10 | 0.15 | - | 5 | 7.7 |
|----------|---------|-----------|------|------|------|---|---|-----|

NM / SE CABLE

| Catalog Number | UPC No | Trade Size | Nominal Dimensions | | | Pcs/ Unit | Ctn/Case Qty/Qty | Case Wt. |
|----------------|--------|------------|--------------------|---|---|-----------|------------------|----------|
| | | | A | B | C | | | |

Boxed

| | | | | | | | | |
|-------|---------|---------|------|------|------|---|----|-----|
| 51061 | 51061-9 | 6-2 | 7.00 | 0.85 | 1.00 | - | 10 | 1.7 |
| 51062 | 51062-6 | 4-1/0 | 7.00 | 1.00 | 1.35 | - | 10 | 2.8 |
| 51063 | 51063-3 | 2/0-4/0 | 7.00 | 1.23 | 1.35 | - | 10 | 2.8 |

NM / SE CABLE


| Catalog Number | UPC No | Trade Size | Nominal Dimensions | | | Pcs/ Unit | Ctn/Case Qty/Qty | Case Wt. |
|----------------|--------|------------|--------------------|---|---|-----------|------------------|----------|
| | | | A | B | C | | | |

Boxed

| | | | | | | | | |
|----------|---------|--------|-------|-------|------|---|----|------|
| 02-56043 | 56043-0 | 1 1/4" | 12.50 | 8.75 | 2.20 | - | 10 | 10.0 |
| 02-56044 | 56044-7 | 1 1/2" | 12.50 | 8.75 | 2.20 | - | 10 | 10.1 |
| 02-56045 | 56045-4 | 2" | 12.50 | 8.75 | 2.20 | - | 10 | 10.1 |
| 02-56046 | 56046-1 | 2 1/2" | 14.50 | 10.75 | 3.60 | - | 10 | 14.8 |
| 02-57045 | 57045-3 | 2" | 12.50 | 8.75 | 2.20 | - | 12 | 6.2 |

Straight Liquid-Tight Connectors

Conectores Líquido-Apretados Rectos



Use:

Straight liquid-tight connectors are used to terminate and seal Liquid-Tight Flexible Metal and Liquid-Tight Flexible Nonmetallic Type B Conduits to either an oil-tight, liquid-tight or rain-tight box or enclosure. Connectors can be used with tapered thread female entry or unthreaded knock-out using the provided sealing washer and locknut.

- UL Listed Locknut
- Furnished with Sealing Ring
- Suitable for Grounding (up to 11¼")

Uso:

Los conectores impermeables rectos se utilizan para realizar conexiones y sellar conductos flexibles tipo B impermeables (metálicos y no metálicos) en cajas que impiden el paso de aceite, líquidos o agua de lluvia. Los conectores se pueden utilizar en entradas hembra roscadas y cónicas o en bocas sin rosca utilizando la arandela selladora y la contratuerca que se proporcionan.

- Tuerca de fijación Mencionada de la UL
- Equipado con el anillo de lacre
- Conveniente para poner a tierra (hasta 11¼")

Materials / Materiales :

- Zinc Die-Cast / El Cinc Fundió A troquel

Certification / Certificación :

UL E155411 SIRA LR57925

Standards / Estándares :


UL 514B
 CSA C22.2 No. 18
 NEMA FB-1
 NEC Article 351

LIQUID TIGHT

| Catalog Number | UPC No | Trade Size | Nominal Dimensions | | | Pcs/ Unit | Ctn/Case Qty/Qty | Case Wt. |
|----------------|---------|------------|--------------------|------|------|-----------|------------------|----------|
| | | | A | B | C | | | |
| Carded | | | | | | | | |
| 18429 | 18429-2 | 3/8" | 1.46 | 1.22 | 0.50 | 1 | 5/60 | 10.8 |
| 18430 | 18430-8 | 1/2" | 1.50 | 1.22 | 0.50 | 1 | 5/60 | 13.0 |
| 18431 | 18431-5 | 3/4" | 1.60 | 1.48 | 0.50 | 1 | 5/60 | 18.1 |
| Polybag | | | | | | | | |
| 49429 | 49429-2 | 3/8" | 1.46 | 1.22 | 0.50 | 1 | 20 | 3.8 |
| 44430 | 44430-3 | 1/2" | 1.50 | 1.22 | 0.50 | 2 | 20 | 6.1 |
| 49430 | 49430-8 | 1/2" | 1.50 | 1.22 | 0.50 | 1 | 20 | 3.2 |
| 44431 | 44431-0 | 3/4" | 1.60 | 1.48 | 0.50 | 2 | 20 | 8.7 |
| 49431 | 49431-5 | 3/4" | 1.60 | 1.48 | 0.50 | 1 | 20 | 4.4 |
| Boxed | | | | | | | | |
| 55429-LT | 55429-3 | 3/8" | 1.46 | 1.22 | 0.50 | - | 25/100 | 15.7 |
| 55430-LT | 55430-9 | 1/2" | 1.50 | 1.22 | 0.50 | - | 25/100 | 36.6 |
| 55431-LT | 55431-6 | 3/4" | 1.60 | 1.48 | 0.50 | - | 10/50 | 11.5 |
| 02-55432LT | 55432-3 | 1" | 2.00 | 1.75 | 0.68 | - | 10 | 3.6 |
| 02-55433LT | 55433-0 | 1 1/4" | 2.24 | 2.23 | 0.68 | - | 10 | 5.6 |
| 02-55434LT | 55434-7 | 1 1/2" | 2.50 | 2.48 | 0.66 | - | 4 | 2.7 |
| 02-55435LT | 55435-4 | 2" | 2.80 | 2.95 | 0.66 | - | 4 | 3.3 |

90° Liquid-Tight Connectors

Conectores Líquido-Apretados Del 90°



Use:

90° liquid-tight connectors are used to terminate and seal Liquid-Tight Flexible Metal and Liquid-Tight Flexible Nonmetallic Type B Conduits at 90° angles to either an oil-tight, liquid-tight or rain-tight box or enclosure. Connectors can be used with tapered thread female entry or unthreaded knock-out using the provided sealing washer and lock-nut.

- UL Listed Locknut
- Furnished with Sealing Ring
- Suitable for Grounding (up to 1 1/4")

Uso:

Los conectores impermeables con ángulo de 90° se utilizan para realizar conexiones y sellar conductos flexibles tipo B impermeables (metálicos y no metálicos), de 90° en cajas que impiden el paso de aceite, líquidos o agua de lluvia. Los conectores se pueden utilizar en entradas hembra roscadas y cónicas o en bocas sin rosca utilizando la arandela selladora y la contratuerca que se proporcionan.

- Tuerca de fijación mencionada de la UL
- Equipado con el anillo de lacre
- Conveniente para poner a tierra (hasta 1 1/4")

Materials / Materiales :

- Zinc Die-Cast / El Cinc Fundió A troquel

Certification / Certificación :

UL E155411 SP LR57925

Standards / Estándares :

UL 514B
 CSA C22.2 No. 18
 NEMA FB-1
 NEC Article 351

LIQUID TIGHT

| Catalog Number | UPC No 0-31857 | Trade Size | Nominal Dimensions | | | Pcs/ Unit | Ctn/Case Qty/Qty | Case Wt. |
|----------------|-------------------|------------|--------------------|---|---|-----------|------------------|----------|
| | | | A | B | C | | | |

Carded

| | | | | | | | | |
|-------|---------|------|------|------|------|---|------|------|
| 18469 | 18469-8 | 3/8" | 1.50 | 1.21 | 0.50 | 1 | 5/60 | 15.3 |
| 18470 | 18470-4 | 1/2" | 1.52 | 1.21 | 0.50 | 1 | 5/60 | 16.4 |
| 18471 | 18471-1 | 3/4" | 1.60 | 1.37 | 0.53 | 1 | 5/60 | 24.1 |

Polybag


| | | | | | | | | |
|-------|---------|------|------|------|------|---|----|------|
| 49469 | 49469-8 | 3/8" | 1.50 | 1.21 | 0.50 | 1 | 20 | 4.4 |
| 44470 | 44470-9 | 1/2" | 1.52 | 1.21 | 0.50 | 2 | 20 | 8.8 |
| 49470 | 49470-4 | 1/2" | 1.52 | 1.21 | 0.50 | 1 | 10 | 2.3 |
| 44471 | 44471-6 | 3/4" | 1.60 | 1.37 | 0.53 | 2 | 20 | 11.3 |
| 49471 | 49471-1 | 3/4" | 1.60 | 1.37 | 0.53 | 1 | 10 | 2.9 |

Boxed

| | | | | | | | | |
|------------|---------|---------|------|------|------|---|-------|------|
| 55469-LT | 55469-9 | 3/8" | 1.50 | 1.21 | 0.50 | - | 10/50 | 11.9 |
| 55470-LT | 55470-5 | 1/2" | 1.52 | 1.21 | 0.50 | - | 10/50 | 11.5 |
| 55471-LT | 55471-2 | 3/4" | 1.60 | 1.37 | 0.53 | - | 10/50 | 27.5 |
| 02-55472LT | 55472-9 | 1" | 2.00 | 1.73 | 0.69 | - | 10 | 4.6 |
| 02-55473LT | 55473-6 | 1" 1/4" | 2.24 | 2.13 | 0.67 | - | 10 | 7.9 |
| 02-55474LT | 55474-3 | 1" 1/2" | 2.50 | 2.44 | 0.67 | - | 4 | 4.1 |
| 02-55475LT | 55475-0 | 2" | 2.80 | 2.94 | 0.67 | - | 4 | 5.2 |

Straight Liquid-Tight Connectors

Conectores Líquido-Apretados Rectos



Use:

Straight liquid-tight connectors are used to terminate and seal Liquid-Tight Flexible Nonmetallic Type B Conduit to either an oil-tight, liquid-tight or rain-tight box or enclosure. Connectors can be used with tapered thread female entry or unthreaded knock-out using the provided sealing washer and locknut.

- Resists Salt Water, Weak Acids, Gasoline, Alcohol, Oil, Grease and Common Solvents
- No Disassembly Required
- Reusable

Uso:

Los conectores impermeables rectos se utilizan para realizar conexiones y sellar conductos flexibles tipo B impermeables (metálicos y no metálicos) en cajas que impiden el paso de aceite, líquidos o agua de lluvia. Los conectores se pueden utilizar en entradas hembra roscadas y cónicas o en bocas sin rosca utilizando la arandela selladora y la contratuerca que se proporcionan.

- Resiste el agua salada, los ácidos débiles, la gasolina, el alcohol, el aceite, la grasa y solventes
- Ningún Desmontaje Requerido
- Reutilizable

Materials / Materiales :

- Nylon / Nilón


LIQUID TIGHT

| Catalog Number | UPC No | Trade Size | Nominal Dimensions | | | Pcs/ Unit | Ctn/Case Qty/Qty | Case Wt. |
|----------------|---------|------------|--------------------|------|------|-----------|------------------|----------|
| | | | A | B | C | | | |
| Polybag | | | | | | | | |
| 49459 | 49459-9 | 3/8" | 2.00 | 1.40 | 0.54 | 1 | 20 | 2.0 |
| 49460 | 49460-5 | 1/2" | 2.00 | 1.40 | 0.54 | 1 | 20 | 2.0 |
| 49461 | 49461-2 | 3/4" | 2.15 | 1.68 | 0.61 | 1 | 20 | 2.5 |

| | | | | | | | | |
|--------------|---------|----|------|------|------|---|----|-----|
| Boxed | | | | | | | | |
| 02-55462 | 55462-0 | 1" | 2.25 | 2.00 | 0.67 | - | 10 | 2.1 |

90° Liquid-Tight Connectors

Conectores Líquido-Apretados Del 90°



Use:

90° liquid-tight connectors are used to terminate and seal Liquid-Tight Flexible Nonmetallic Type B Conduits at 90° angles to either an oil-tight, liquid-tight or rain-tight box or enclosure. Connectors can be used with tapered thread female entry or unthreaded knock-out using the provided sealing washer and locknut.

- Resists Salt Water, Weak Acids, Gasoline, Alcohol, Oil, Grease and Common Solvents
- No Disassembly Required
- Reusable

Uso:

Los conectores impermeables de 90° se utilizan para realizar conexiones y sellar conductos flexibles tipo B impermeables no metálicos a 90° en cajas o recintos que impiden el paso de aceite, líquidos o agua de lluvia. Los conectores se pueden utilizar en entradas hembra roscadas y cónicas o en bocas sin rosca utilizando la arandela selladora y la contratuerca que se proporcionan.

- Resiste el agua salada, los ácidos débiles, la gasolina, el alcohol, el aceite, la grasa y solventes
- Ningún Desmontaje Requerido
- Reutilizable

Materials / Materiales :

- Nylon / Nilón


LIQUID TIGHT

| Catalog Number | UPC No | Trade Size | Nominal Dimensions | | | Pcs/ Unit | Ctn/Case Qty/Qty | Case Wt. |
|----------------|---------|------------|--------------------|------|------|-----------|------------------|----------|
| | | | A | B | C | | | |
| Polybag | | | | | | | | |
| 49489 | 49489-6 | 3/8" | 0.36 | 1.20 | 0.50 | 1 | 20 | 2.2 |
| 49490 | 49490-2 | 1/2" | 1.26 | 1.20 | 0.50 | 1 | 20 | 2.2 |
| 49491 | 49491-9 | 3/4" | 1.43 | 1.46 | 0.54 | 1 | 20 | 2.8 |

| | | | | | | | | |
|--------------|---------|----|------|------|------|---|----|-----|
| Boxed | | | | | | | | |
| 02-55492 | 55492-7 | 1" | 1.85 | 1.78 | 0.70 | - | 10 | 2.5 |

Compression Connectors

Conectores De la Compresión



Use:

Compression type connectors are used to secure and terminate threadless Rigid or IMC Conduits to a steel outlet box or metal enclosure.

- Concrete-Tight

Uso:

Los conectores de compresión se utilizan para realizar las conexiones de los conductos rígidos o IMC sin rosca a una caja de distribución de acero o a un recinto de metal.

- Concreto-Apretado

Materials / Materiales :

- Steel / Acero

RIGID CONDUIT

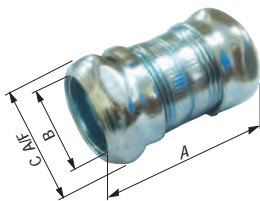
| Catalog Number | UPC No 0-31857 | Trade Size | Nominal Dimensions | | | Pcs/ Unit | Ctn/Case Qty/Qty | Case Wt. |
|----------------|-------------------|------------|--------------------|------|------|--------------|---------------------|-------------|
| | | | A | B | C | | | |
| Polybag | | | | | | | | |
| 44050 | 44050-3 | 1/2" | 1.31 | 1.13 | 0.50 | 2 | 5 | 1.7 |
| 49050 | 49050-8 | 1/2" | 1.31 | 1.13 | 0.50 | 1 | 25 | 3.5 |
| 44051 | 44051-0 | 3/4" | 1.48 | 1.37 | 0.52 | 2 | 5 | 2.1 |
| 49051 | 49051-5 | 3/4" | 1.48 | 1.37 | 0.52 | 1 | 10 | 2.2 |

Boxed

| | | | | | | | | |
|----------|---------|--------|------|------|------|---|--------|------|
| 55050 | 55050-9 | 1/2" | 1.31 | 1.13 | 0.50 | - | 25/250 | 29.3 |
| 55051 | 55051-6 | 3/4" | 1.48 | 1.37 | 0.52 | - | 10/100 | 18.5 |
| 02-55052 | 55052-3 | 1" | 1.53 | 1.69 | 0.64 | - | 5 | 1.8 |
| 02-55053 | 55053-0 | 1 1/4" | 1.70 | 2.07 | 0.68 | - | 5 | 2.5 |
| 02-55054 | 55054-7 | 1 1/2" | 1.96 | 2.28 | 0.72 | - | 5 | 5.4 |
| 02-55055 | 55055-4 | 2" | 2.07 | 2.79 | 0.72 | - | 2 | 1.7 |

Compression Couplings

Acopladores De la Compresión



Use:

Compression type couplings are used to join two lengths of threadless Rigid or IMC Conduit.

- Concrete-Tight

Uso:

Los acopladores de compresión se utilizan para unir 2 tramos de conducto rígidos o IMC sin rosca.

- Concreto-Apretado

Materials / Materiales :

- Steel / Acero

RIGID CONDUIT


| Catalog Number | UPC No 0-31857 | Trade Size | Nominal Dimensions | | | Pcs/ Unit | Ctn/Case Qty/Qty | Case Wt. |
|----------------|-------------------|------------|--------------------|------|------|--------------|---------------------|-------------|
| | | | A | B | C | | | |
| Polybag | | | | | | | | |
| 44060 | 44060-2 | 1/2" | 1.64 | 1.13 | 0.85 | 2 | 20 | 6.4 |
| 49060 | 49060-7 | 1/2" | 1.64 | 1.13 | 0.85 | 1 | 5 | 1.3 |
| 44061 | 44061-9 | 3/4" | 1.80 | 1.37 | 1.07 | 2 | 20 | 10.5 |
| 49061 | 49061-4 | 3/4" | 1.80 | 1.37 | 1.07 | 1 | 5 | 1.6 |

Boxed

| | | | | | | | | |
|----------|---------|--------|------|------|------|---|--------|------|
| 55060 | 55060-8 | 1/2" | 1.64 | 1.13 | 0.85 | - | 25/250 | 37.6 |
| 55061 | 55061-5 | 3/4" | 1.80 | 1.37 | 1.07 | - | 10/100 | 25.5 |
| 02-55062 | 55062-2 | 1" | 1.88 | 1.69 | 1.29 | - | 5 | 2.2 |
| 02-55063 | 55063-9 | 1 1/4" | 2.09 | 2.07 | 1.61 | - | 5 | 3.3 |
| 02-55064 | 55064-6 | 1 1/2" | 2.40 | 2.28 | 1.85 | - | 5 | 3.7 |
| 02-55065 | 55065-3 | 2" | 2.33 | 2.78 | 2.33 | - | 2 | 2.0 |

Rigid to Rigid Pull Elbows

Rígido a los codos rígidos del tirón



Use:

Pull elbows are used to facilitate pulling conductors through a 90° bend in a run of Rigid or IMC conduit. The removable cover gives ample access so that wire pulling can be achieved without any obstructions.

- Removable Aluminum Cover

Uso:

Los codos tensores se utilizan para ayudar a pasar los conductores a través de una curvatura de 90° en un tramo de conducto rígido o IMC. La tapa extraíble brinda amplio acceso para poder pasar los cables sin ninguna obstrucción.

- Cubierta De aluminio Desprendible

Materials / Materiales :

- Zinc Die-Cast / El Cinc Fundió A troquel
- Neoprene Gasket / Junta Del Neopreno

Certification / Certificación :




Standards / Estándares :

UL 514B CSA C22.2 No. 18
NEMA FB-1 NEC Article 345 & 346

Rigid to Box Pull Elbows

Rígido a los codos del tirón de la caja



Use:

Pull elbows are used to facilitate pulling conductors through a 90° bend in a run of Rigid or IMC conduit. The removable cover gives ample access so that wire pulling can be achieved without any obstructions.

- Removable Aluminum Cover

Uso:

Los codos tensores se utilizan para ayudar a pasar los conductores a través de una curvatura de 90° en un tramo de conducto rígido o IMC. La tapa extraíble brinda amplio acceso para poder pasar los cables sin ninguna obstrucción.

- Cubierta De aluminio Desprendible

Materials / Materiales :

- Zinc Die-Cast / El Cinc Fundió A troquel
- Neoprene Gasket / Junta Del Neopreno

Certification / Certificación :



Standards / Estándares :

UL 514B CSA C22.2 No. 18
NEMA FB-1 NEC Article 345 & 346

RIGID CONDUIT

| Catalog Number | UPC No | Trade Size | Nominal Dimensions | | | Pcs/ Unit | Ctn/Case Qty/Qty | Case Wt. |
|----------------|--------|------------|--------------------|---|---|-----------|------------------|----------|
| | | | A | B | C | | | |

Carded

| | | | | | | | | |
|-------|---------|------|------|------|------|---|--------|------|
| 18411 | 18411-7 | 1/2" | 1.31 | 1.02 | 0.96 | 1 | 10/120 | 25.3 |
| 18412 | 18412-4 | 3/4" | 1.37 | 1.28 | 1.26 | 1 | 5/60 | 20.2 |

Polybag

| | | | | | | | | |
|-------|---------|------|------|------|------|---|----|-----|
| 49681 | 49681-4 | 1/2" | 1.31 | 1.02 | 0.96 | 1 | 10 | 1.9 |
| 44681 | 44681-9 | 1/2" | 1.31 | 1.02 | 0.96 | 1 | 20 | 3.9 |
| 49682 | 49682-1 | 3/4" | 1.37 | 1.28 | 1.26 | 1 | 10 | 2.9 |
| 44682 | 44682-6 | 3/4" | 1.37 | 1.28 | 1.26 | 1 | 20 | 5.4 |

Boxed

| | | | | | | | | |
|----------|---------|--------|------|------|------|---|--------|------|
| 55681 | 55681-5 | 1/2" | 1.31 | 1.02 | 0.96 | - | 10/100 | 18.1 |
| 55682 | 55682-2 | 3/4" | 1.37 | 1.28 | 1.26 | - | 10/100 | 27.4 |
| 02-55683 | 55683-9 | 1" | 1.95 | 1.55 | 1.52 | - | 10 | 6.2 |
| 02-55684 | 55684-6 | 1 1/4" | 2.32 | 1.92 | 1.88 | - | 5 | 4.5 |

RIGID CONDUIT

| Catalog Number | UPC No | Trade Size | Nominal Dimensions | | | Pcs/ Unit | Ctn/Case Qty/Qty | Case Wt. |
|----------------|--------|------------|--------------------|---|---|-----------|------------------|----------|
| | | | A | B | C | | | |

Carded


| | | | | | | | | |
|-------|---------|------|------|------|------|---|----|-----|
| 49671 | 49671-5 | 1/2" | 1.31 | 1.02 | 0.96 | 1 | 10 | 2.2 |
| 49672 | 49672-2 | 3/4" | 1.37 | 1.28 | 1.18 | 1 | 5 | 1.7 |

Boxed

| | | | | | | | | |
|-------|---------|------|------|------|------|---|--------|------|
| 55671 | 55671-6 | 1/2" | 1.31 | 1.02 | 0.96 | - | 10/100 | 22.5 |
| 55672 | 55672-3 | 3/4" | 1.37 | 1.28 | 1.18 | - | 5/50 | 16.8 |

Threaded Couplings

Acopladores Roscados



Use:
Threaded couplings are used to join two lengths of threaded Rigid or IMC Conduit.

Uso:
Los acopladores roscados se utilizan para unir 2 tramos de conducto rígidos o IMC sin rosca.

Materials / Materiales :
• Galvanized Steel / Acero Galvanizado

Finish / Final :
• Zinc Plated / El Cinc Plateó

Standards / Estándares :
UL 6
NEC Article 345 & 346

RIGID CONDUIT

| Catalog Number | UPC No 0-31857 | Trade Size | Nominal Dimensions | | | Pcs/ Unit | Ctn/Case Qty/Qty | Case Wt. |
|----------------|----------------|------------|--------------------|---|---|-----------|------------------|----------|
| | | | A | B | C | | | |

Polybag


| | | | | | | | | |
|-------|---------|------|------|------|--|---|----|-----|
| 44080 | 44080-0 | 1/2" | 1.01 | 1.63 | | 2 | 20 | 6.1 |
| 44081 | 44081-7 | 3/4" | 1.25 | 1.64 | | 2 | 20 | 8.5 |

Boxed

| | | | | | | | | |
|----------|---------|--------|------|------|--|---|----|-----|
| 02-55080 | 55080-6 | 1/2" | 1.01 | 1.63 | | - | 12 | 3.6 |
| 02-55081 | 55081-3 | 3/4" | 1.25 | 1.64 | | - | 12 | 5.1 |
| 02-55082 | 55082-0 | 1" | 1.53 | 1.97 | | - | 10 | 3.5 |
| 02-55083 | 55083-7 | 1 1/4" | 1.87 | 1.03 | | - | 5 | 2.3 |
| 02-55084 | 55084-4 | 1 1/2" | 2.16 | 2.06 | | - | 5 | 3.1 |
| 02-55085 | 55085-1 | 2" | 2.65 | 2.13 | | - | 4 | 3.4 |
| 02-55086 | 55086-8 | 2 1/2" | 3.25 | 3.19 | | - | 2 | 2.5 |

Box Spacers

Espaciadores De la Caja



Use:
Box spacers are used for providing a raceway between two steel outlet boxes or metal enclosures by connecting either side by side or back to back.

• Locknuts Included

Uso:
Los espaciadores para cajas se utilizan para proporcionar un canal de conducción eléctrica entre dos cajas de distribución de acero o entre dos recintos de metal, conectándolos por los costados o por las partes traseras.

• Las Tuercas de fijación Incluyeron

Materials / Materiales :
• Zinc Die-Cast / El Cinc Fundió A troquel

Certification / Certificación :

UL E155411 SF LR57925

Standards / Estándares :
UL 514B
CSA C22.2 No. 18
NEC Article 345 & 346

RIGID CONDUIT

| Catalog Number | UPC No 0-31857 | Trade Size | Nominal Dimensions | | | Pcs/ Unit | Ctn/Case Qty/Qty | Case Wt. |
|----------------|----------------|------------|--------------------|---|---|-----------|------------------|----------|
| | | | A | B | C | | | |

Polybag

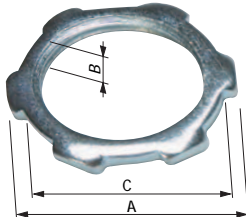
| | | | | | | | | |
|-------|---------|------|------|------|------|---|----|-----|
| 44201 | 44201-9 | 1/2" | 1.12 | 0.40 | 0.62 | 3 | 20 | 4.9 |
| 49207 | 49207-6 | 1/2" | 1.12 | 0.40 | 0.62 | 1 | 25 | 2.1 |
| 44202 | 44202-6 | 3/4" | 1.12 | 0.41 | 0.82 | 3 | 20 | 6.8 |
| 49208 | 49208-3 | 3/4" | 1.12 | 0.41 | 0.82 | 1 | 15 | 1.9 |

Boxed

| | | | | | | | | |
|-------|---------|------|------|------|------|---|--------|------|
| 57201 | 57201-3 | 1/2" | 1.12 | 0.40 | 0.62 | - | 50/500 | 38.6 |
| 57301 | 57301-0 | 3/4" | 1.12 | 0.41 | 0.82 | - | 25/250 | 30.4 |

Conduit Locknuts

Tuercas de fijación Del Conducto



Use:
Conduit locknuts are used for securing Rigid and IMC Conduits and other threaded connectors to a steel outlet box or metal enclosure.

Uso:
Las contratuercas para conductos se utilizan para fijar conductos IMC y rígidos, y otros conectores roscados, en una caja de distribución de acero o en un recinto de metal.

Materials / Materiales :

- Steel / Acero

Finish / Final :

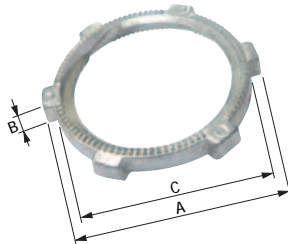
- Zinc Plated / Cinc Plateado

RIGID CONDUIT

| Catalog Number | UPC No 0-31857 | Trade Size | Nominal Dimensions | | | Pcs/ Unit | Ctn/Case Qty/Qty | Case Wt. |
|----------------|----------------|------------|--------------------|------|------|-----------|------------------|----------|
| | | | A | B | C | | | |
| Carded | | | | | | | | |
| 18059 | 18059-1 | 1/2" | 1.12 | 0.09 | 1.00 | 5 | 10/120 | 11.8 |
| 18080 | 18080-5 | 3/4" | 1.37 | 0.10 | 1.25 | 5 | 10/120 | 13.9 |
| 18084 | 18084-3 | 1" | 1.75 | 0.12 | 1.56 | 5 | 10/120 | 21.6 |
| 18082 | 18082-9 | 1 1/4" | 2.12 | 0.12 | 1.91 | 2 | 10/120 | 13.5 |
| 18085 | 18085-0 | 1 1/2" | 2.43 | 0.12 | 2.16 | 2 | 10/120 | 15.2 |
| 18081 | 18081-2 | 2" | 2.93 | 0.12 | 2.68 | 2 | 10/120 | 20.6 |
| Polybag | | | | | | | | |
| 45101 | 45101-1 | 1/2" | 1.12 | 0.09 | 1.00 | 20 | 20 | 4.3 |
| 47101 | 47101-9 | 1/2" | 1.12 | 0.09 | 1.00 | 3 | 50 | 1.9 |
| 49101 | 49101-7 | 1/2" | 1.12 | 0.09 | 1.00 | 2 | 100 | 2.5 |
| 45102 | 45102-8 | 3/4" | 1.37 | 0.10 | 1.25 | 20 | 20 | 6.3 |
| 48102 | 48102-5 | 3/4" | 1.37 | 0.10 | 1.25 | 2 | 50 | 1.8 |
| 49102 | 49102-4 | 3/4" | 1.37 | 0.10 | 1.25 | 2 | 100 | 3.5 |
| 47103 | 47103-3 | 1" | 1.75 | 0.12 | 1.56 | 1 | 50 | 1.8 |
| 49103 | 49103-1 | 1" | 1.75 | 0.12 | 1.56 | 2 | 50 | 3.0 |
| 47104 | 47104-0 | 1 1/4" | 2.12 | 0.12 | 1.91 | 2 | 50 | 3.7 |
| 49104 | 49104-8 | 1 1/4" | 2.12 | 0.12 | 1.91 | 1 | 50 | 2.1 |
| 47105 | 47105-7 | 1 1/2" | 2.43 | 0.12 | 2.16 | 2 | 50 | 4.7 |
| 49105 | 49105-5 | 1 1/2" | 2.43 | 0.12 | 2.16 | 1 | 25 | 1.5 |
| 47106 | 47106-4 | 2" | 2.93 | 0.12 | 2.68 | 2 | 25 | 3.3 |
| 49106 | 49106-2 | 2" | 2.93 | 0.12 | 2.68 | 1 | 25 | 1.8 |
| 49107 | 49107-9 | 2 1/2" | 3.56 | 0.17 | 3.25 | 1 | 20 | 2.5 |
| 49108 | 49108-6 | 3" | 4.18 | 0.17 | 3.95 | 1 | 10 | 3.5 |
| Boxed | | | | | | | | |
| 55101 | 55101-8 | 1/2" | 1.12 | 0.09 | 1.00 | - | 100/1000 | 11.4 |
| 55102 | 55102-5 | 3/4" | 1.37 | 0.10 | 1.25 | - | 100/1000 | 16.2 |
| 55103 | 55103-2 | 1" | 1.75 | 0.12 | 1.56 | - | 100/1000 | 27.2 |
| 55104 | 55104-9 | 1 1/4" | 2.12 | 0.12 | 1.91 | - | 50/500 | 18.9 |
| 55105 | 55105-6 | 1 1/2" | 2.43 | 0.12 | 2.16 | - | 50/500 | 25.2 |
| 55106 | 55106-3 | 2" | 2.93 | 0.12 | 2.68 | - | 25/250 | 18.3 |
| 55107 | 55107-0 | 2 1/2" | 3.56 | 0.17 | 3.25 | - | 25/250 | 37.0 |
| 55108 | 55108-7 | 3" | 4.18 | 0.17 | 3.95 | - | 25 | 4.3 |
| 55110 | 55110-0 | 4" | 5.37 | 0.17 | 5.00 | - | 15 | 3.9 |

Die-Cast Locknuts

Tuercas de fijación Fundidas A troquel



Use:
Conduit locknuts are used for securing Rigid and IMC Conduits and other threaded connectors to a steel outlet box or metal enclosure.

- Single Cast Thread
- Fully Reversible
- Creates a 360° Ground path
- UL Listed Stand Alone for Rigid Conduit

Uso:

Las tuercas de fijación del conducto se utilizan para asegurar rígido e IMC los conductos y otros conectores roscados a un recinto de acero de la caja o del metal del enchufe.

- Solo Hilo de rosca Del Molde
- Completamente Reversible
- Crea una trayectoria de tierra 360°
- Soporte enumerado UL solamente para el conducto rígido

Materials / Materiales :

- Zinc Die-Cast / El Cinc Fundió A troquel

Certification / Certificación :

UL E155411 NSF LR57925

Standards / Estándares :

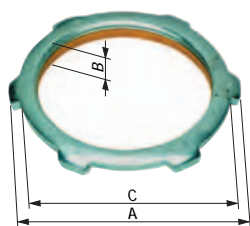
UL 514B CSA C22.2 NEMA FB-1 NEC Article 345 & 346

RIGID CONDUIT

| Catalog Number | UPC No 0-31857 | Trade Size | Nominal Dimensions | | | Pcs/ Unit | Ctn/Case Qty/Qty | Case Wt. |
|----------------|----------------|------------|--------------------|------|------|-----------|------------------|----------|
| | | | A | B | C | | | |
| Boxed | | | | | | | | |
| 55131 | | 1/2" | 1.10 | 0.14 | 0.98 | - | 200/2000 | 21.0 |
| 55132 | | 3/4" | 1.35 | 0.14 | 1.24 | - | 100/1000 | 15.0 |
| 55133 | | 1" | 1.68 | 0.18 | 1.51 | - | 100/1000 | 22.0 |
| 55134 | | 1 1/4" | 2.06 | 0.21 | 1.88 | - | 50/500 | 15.0 |
| 55135 | | 1 1/2" | 2.38 | 0.21 | 2.21 | - | 40/400 | 15.0 |
| 55136 | | 2" | 2.92 | 0.21 | 2.75 | - | 20/200 | 11.0 |
| 55137 | | 2 1/2" | 3.52 | 0.29 | 3.24 | - | 50 | 6.0 |

Sealing Locknuts

Tuercas de fijación Del Lacre



Use:
Sealing locknuts are used in pairs for securing Rigid and IMC Conduits and other threaded connectors to a steel outlet box or metal enclosure in damp locations.

Uso:
Las contratuercas para conductos se utilizan para fijar conductos IMC y rígidos, y otros conectores roscados, en una caja de distribución de acero o en un recinto de metal en lugares húmedos.

Materials / Materiales :

- Steel / Acero
- PVC Molded Sealer / Sellador Moldeado Pvc

RIGID CONDUIT

| Catalog Number | UPC No 0-31857 | Trade Size | Nominal Dimensions | | | Pcs/ Unit | Ctn/Case Qty/Qty | Case Wt. |
|----------------|-------------------|------------|--------------------|---|---|--------------|---------------------|-------------|
| | | | A | B | C | | | |

Polybag


| | | | | | | | | |
|-------|---------|--------|------|------|------|---|----|-----|
| 49111 | 49111-6 | 1/2" | 1.12 | 0.20 | 1.00 | - | 50 | 1.7 |
| 49112 | 49112-3 | 3/4" | 1.37 | 0.25 | 1.25 | - | 50 | 2.0 |
| 49113 | 49113-0 | 1" | 1.72 | 0.27 | 1.58 | - | 25 | 1.9 |
| 49114 | 49114-7 | 1 1/4" | 2.06 | 0.27 | 1.91 | - | 25 | 2.4 |
| 49115 | 49115-4 | 1 1/2" | 2.40 | 0.27 | 2.20 | - | 25 | 2.4 |
| 49116 | 49116-1 | 2" | 2.85 | 0.27 | 2.68 | - | 25 | 3.4 |

Boxed

| | | | | | | | | |
|-------|---------|--------|------|------|------|---|--------|------|
| 55111 | 55111-7 | 1/2" | 1.12 | 0.20 | 1.00 | - | 50/500 | 11.2 |
| 55112 | 55112-4 | 3/4" | 1.37 | 0.25 | 1.25 | - | 50/500 | 24.1 |
| 55113 | 55113-1 | 1" | 1.72 | 0.27 | 1.58 | - | 25/250 | 11.9 |
| 55114 | 55114-8 | 1 1/4" | 2.06 | 0.27 | 1.91 | - | 10/100 | 10.0 |
| 55115 | 55115-5 | 1 1/2" | 2.40 | 0.27 | 2.20 | - | 10/100 | 12.2 |
| 55116 | 55116-2 | 2" | 2.85 | 0.27 | 2.68 | - | 10/100 | 15.0 |

Grounding Locknuts

Poner a tierra Las Tuercas de fijación



Use:
Grounding locknuts are used for securing and bonding Rigid and IMC Conduits and other threaded connectors to a steel outlet box or metal enclosure.

Uso:
Las contratuercas para conexión a tierra se utilizan para fijar conductos IMC y rígidos, y otros conectores roscados, en una caja de distribución de acero o en un recinto de metal.

Materials / Materiales :

- Steel / Acero

RIGID CONDUIT

| Catalog Number | UPC No 0-31857 | Trade Size | Nominal Dimensions | | | Pcs/ Unit | Ctn/Case Qty/Qty | Case Wt. |
|----------------|-------------------|------------|--------------------|---|---|--------------|---------------------|-------------|
| | | | A | B | C | | | |

Polybag


| | | | | | | | | |
|-------|---------|--------|------|------|------|---|----|-----|
| 49121 | 49121-5 | 1/2" | 1.16 | 0.17 | 1.04 | 2 | 50 | 4.0 |
| 49122 | 49122-2 | 3/4" | 1.38 | 0.17 | 1.29 | 2 | 50 | 4.0 |
| 49123 | 49123-9 | 1" | 1.76 | 0.17 | 1.60 | 2 | 25 | 3.4 |
| 49124 | 49124-6 | 1 1/4" | 2.13 | 0.17 | 1.94 | 1 | 25 | 2.4 |
| 49125 | 49125-3 | 1 1/2" | 2.39 | 0.17 | 2.18 | 1 | 25 | 3.1 |
| 49126 | 49126-0 | 2" | 2.90 | 0.17 | 2.73 | 1 | 25 | 4.4 |

Boxed

| | | | | | | | | |
|-------|---------|--------|------|------|------|---|----------|------|
| 55121 | 55121-6 | 1/2" | 1.16 | 0.17 | 1.04 | - | 100/1000 | 31.9 |
| 55122 | 55122-3 | 3/4" | 1.38 | 0.17 | 1.29 | - | 100/1000 | 31.9 |
| 55123 | 55123-0 | 1" | 1.76 | 0.17 | 1.60 | - | 50/500 | 21.9 |
| 55124 | 55124-7 | 1 1/4" | 2.13 | 0.17 | 1.94 | - | 50/500 | 40.4 |
| 55125 | 55125-4 | 1 1/2" | 2.39 | 0.17 | 2.18 | - | 25/250 | 23.9 |
| 55126 | 55126-1 | 2" | 2.90 | 0.17 | 2.73 | - | 25/250 | 36.2 |

Plastic Insulating Bushings

Bujes Aisladores Del Plástico



Use:
Plastic insulating bushings are used on the end of Rigid and IMC Conduits and other threaded connectors to provide a smooth well rounded bearing surface to protect wires or cables.

- Rated 105°C
- Flame Retardant

Uso:
Los casquillos aislantes de plástico se utilizan en los extremos de los conductos rígidos e IMC, y en otros conectores roscados, para proporcionar una superficie de soporte lisa y redondeada a fin de proteger los cables o los alambres.

- 105°C clasificado
- Retardador De la Llama

Materials / Materiales :

- Thermoplastic / Termoplástico

Finish / Final :

- Grey / Gris

Certification / Certificación :

E121487

Standards / Estándares :

UL 514B CSA C22.2 No. 18 NEMA FB-1

RIGID CONDUIT

| Catalog Number | UPC No 0-31857 | Trade Size | Nominal Dimensions | | | Pcs/ Unit | Ctn/Case Qty/Qty | Case Wt. |
|----------------|----------------|------------|--------------------|---|---|-----------|------------------|----------|
| | | | A | B | C | | | |

Carded

| | | | | | | | | |
|-------|---------|--------|------|------|------|---|--------|------|
| 18052 | 18052-2 | 1/2" | 1.04 | 0.39 | 0.60 | 5 | 10/120 | 11.3 |
| 18060 | 18060-7 | 3/4" | 1.27 | 0.41 | 0.78 | 5 | 10/120 | 12.9 |
| 18086 | 18086-7 | 1" | 1.55 | 0.56 | 1.00 | 2 | 10/120 | 11.3 |
| 18065 | 18065-2 | 1 1/4" | 1.90 | 0.57 | 1.33 | 1 | 10/120 | 10.7 |
| 18087 | 18087-4 | 1 1/2" | 2.18 | 0.57 | 1.54 | 1 | 10/120 | 11.1 |
| 18083 | 18083-6 | 2" | 2.68 | 0.60 | 1.97 | 1 | 10/120 | 12.0 |

Polybag


| | | | | | | | | |
|-------|---------|--------|------|------|------|---|-----|-----|
| 47321 | 47321-1 | 1/2" | 1.04 | 0.39 | 0.60 | 1 | 100 | 1.3 |
| 49321 | 49321-9 | 1/2" | 1.04 | 0.39 | 0.60 | 2 | 50 | 1.8 |
| 47322 | 47322-8 | 3/4" | 1.27 | 0.41 | 0.78 | 1 | 50 | 1.0 |
| 49322 | 49322-6 | 3/4" | 1.27 | 0.41 | 0.78 | 2 | 50 | 1.4 |
| 49323 | 49323-3 | 1" | 1.55 | 0.56 | 1.00 | 1 | 25 | 1.3 |
| 49324 | 49324-0 | 1 1/4" | 1.90 | 0.57 | 1.33 | 1 | 25 | 1.1 |
| 49325 | 49325-7 | 1 1/2" | 2.18 | 0.57 | 1.54 | 1 | 25 | 1.2 |
| 49326 | 49326-4 | 2" | 2.68 | 0.60 | 1.97 | 1 | 25 | 1.4 |
| 49327 | 49327-1 | 2 1/2" | 3.17 | 0.73 | 2.36 | 1 | 10 | 1.2 |
| 49328 | 49328-8 | 3" | 3.80 | 0.76 | 3.00 | 1 | 10 | 1.4 |

Boxed

| | | | | | | | | |
|-------|---------|--------|------|------|------|---|----------|-----|
| 55321 | 55321-0 | 1/2" | 1.04 | 0.39 | 0.60 | - | 100/1000 | 7.4 |
| 55322 | 55322-7 | 3/4" | 1.27 | 0.41 | 0.78 | - | 100/1000 | 9.7 |
| 55323 | 55323-4 | 1" | 1.55 | 0.56 | 1.00 | - | 50/500 | 9.6 |
| 55324 | 55324-1 | 1 1/4" | 1.90 | 0.57 | 1.33 | - | 25/250 | 7.4 |
| 55325 | 55325-8 | 1 1/2" | 2.18 | 0.57 | 1.54 | - | 50 | 1.9 |
| 55326 | 55326-5 | 2 1/2" | 3.17 | 0.73 | 2.36 | - | 50 | 2.3 |
| 55327 | 55327-2 | 2 1/2" | 3.17 | 0.73 | 2.36 | - | 25 | 2.0 |
| 55328 | 55328-9 | 3" | 3.80 | 0.76 | 3.00 | - | 25 | 2.4 |

Insulated Metallic Conduit Bushings

Bujes Metálicos Aislados Del Conducto



Use:
Insulated Metallic Conduit bushings are used on the end of Rigid and IMC Conduits and other threaded connectors to provide a smooth well rounded bearing surface to protect wires or cables.

- Thermoplastic Liner Rated 105°C

Uso:

Los casquillos aislantes de metal se utilizan en los extremos de los conductos rígidos e IMC, y en otros conectores roscados, para proporcionar una superficie de soporte lisa y redondeada a fin de proteger los cables o los alambres.

- Trazador de líneas Termoplástico 105°C Clasificado

Materials / Materiales :

- Zinc Die-Cast / El Cinc Fundió A troquel

Certification / Certificación :

E155411 LR57925

Standards / Estándares :

UL 514B CSA C22.2 No. 18 NEMA FB-1 NEC Article 345 & 346

RIGID CONDUIT


| Catalog Number | UPC No 0-31857 | Trade Size | Nominal Dimensions | | | Pcs/ Unit | Ctn/Case Qty/Qty | Case Wt. |
|----------------|----------------|------------|--------------------|---|---|-----------|------------------|----------|
| | | | A | B | C | | | |

Boxed

| | | | | | | | | |
|-------|---------|--------|------|------|------|---|----------|------|
| 55341 | 55341-8 | 1/2" | 1.28 | 0.42 | 0.54 | - | 100/1000 | 29.9 |
| 55342 | 55342-5 | 3/4" | 1.53 | 0.42 | 0.74 | - | 50/500 | 21.9 |
| 55343 | 55343-2 | 1" | 1.86 | 0.5 | 0.96 | - | 25/250 | 15.4 |
| 55344 | 55344-9 | 1 1/4" | 2.16 | 0.51 | 1.27 | - | 25/250 | 24.7 |
| 55345 | 55345-6 | 1 1/2" | 2.63 | 0.52 | 1.49 | - | 10/100 | 11.9 |
| 55346 | 55346-3 | 2" | 2.72 | 0.51 | 1.95 | - | 10/100 | 14.9 |
| 55347 | 55347-0 | 2 1/2" | 3.22 | 0.83 | 2.32 | - | 10 | 4.1 |
| 55348 | 55348-7 | 3" | 3.85 | 0.83 | 2.92 | - | 10 | 4.8 |

Insulated Metallic Grounding Bushings

Bujes Que ponen a tierra Metálicos Aislados



Use:

Insulated metallic grounding bushings are used on the end of Rigid and IMC Conduits and other threaded connectors to provide a smooth well rounded bearing surface to protect wires or cables as well as providing a means to connect a grounding conductor.

- Nylon Liner Rated 150°C
- 90°C Dual Rated Feed Through Aluminum Lug

Uso:

Los casquillos metálicos aislados con conexión a tierra, se utilizan en los extremos de conductos IMC y rígidos, y en otros conectores roscados, para proporcionar una superficie de soporte lisa y redondeada a fin de proteger alambres y cables, y también para brindar un medio de conexión con el conductor de conexión a tierra.

- Trazador de líneas De nylon 150°C Clasificado
- 90°C Se doblan Alimentación Clasificada A través Del Estirón De aluminio

Materials / Materiales :

- Zinc Die-Cast / El Cinc Fundió A troquel

Certification / Certificación :




Standards / Estándares :

UL 467 CSA C22.2 No. 41
NEMA FB-1 NEC Article 345 & 346

Conduit Nipples

Entrerrosas De Conduit



Use:

Conduit nipples are used to terminate threaded conduit to a knock-out, outlet box or metal enclosure where room is limited, or with a locknut to connect two outlet boxes or metal enclosures side by side or back to back.

Uso:

Los manguitos roscados para conductos se utilizan para conectar conductos roscados con bocas, cajas de distribución o recintos de metal con espacio limitado, o con una contratuerca para conectar dos cajas de distribución o recintos de metal por los costados o por las partes traseras.

Materials / Materiales :

- Zinc Die-Cast / El Cinc Fundió A troquel

Certification / Certificación :



Standards / Estándares :

UL 514B CSA C22.2 No. 18
NEMA FB-1 NEC Article 345 & 346

RIGID CONDUIT

| Catalog Number | UPC No 0-31857 | Trade Size | Nominal Dimensions | | | Pcs/ Unit | Ctn/Case Qty/Qty | Case Wt. |
|----------------|-------------------|------------|--------------------|---|---|-----------|------------------|----------|
| | | | A | B | C | | | |

Polybag

| | | | | | | | | |
|-------|---------|--------|------|------|------|---|----|-----|
| 49381 | 49381-3 | 1/2" | 1.04 | 0.50 | 0.54 | 1 | 10 | 0.9 |
| 49382 | 49382-0 | 3/4" | 1.28 | 0.50 | 0.74 | 1 | 10 | 0.9 |
| 49383 | 49383-7 | 1" | 1.52 | 0.59 | 0.96 | 1 | 10 | 1.1 |
| 44384 | 44384-9 | 1 1/4" | 1.87 | 0.61 | 1.27 | 1 | 10 | 1.5 |
| 45385 | 45385-5 | 1 1/2" | 2.16 | 0.60 | 1.49 | 2 | 5 | 1.6 |
| 49385 | 49385-1 | 1 1/2" | 2.16 | 0.60 | 1.49 | 1 | 20 | 3.1 |
| 44386 | 44386-3 | 2" | 2.67 | 0.60 | 1.49 | 1 | 20 | 3.7 |
| 45386 | 45386-2 | 2" | 2.67 | 0.60 | 1.49 | 2 | 5 | 1.9 |
| 49387 | 49387-5 | 2 1/2" | 3.21 | 0.82 | 2.32 | - | 10 | 4.0 |
| 49388 | 49388-2 | 3" | 3.85 | 0.82 | 2.92 | - | 10 | 4.0 |

Boxed

| | | | | | | | | |
|-------|---------|--------|------|------|------|---|--------|------|
| 55381 | 55381-4 | 1/2" | 1.04 | 0.50 | 0.54 | - | 25/250 | 16.2 |
| 55382 | 55382-1 | 3/4" | 1.28 | 0.50 | 0.74 | - | 25/250 | 21.5 |
| 55383 | 55383-8 | 1" | 1.52 | 0.59 | 0.96 | - | 25/250 | 27.2 |
| 55384 | 55384-5 | 1 1/4" | 1.87 | 0.61 | 1.27 | - | 10/100 | 13.5 |
| 55385 | 55385-2 | 1 1/2" | 2.16 | 0.60 | 1.49 | - | 10/100 | 17.9 |
| 55386 | 55386-9 | 2" | 2.67 | 0.60 | 1.95 | - | 10/100 | 22.9 |

RIGID CONDUIT

| Catalog Number | UPC No 0-31857 | Trade Size | Nominal Dimensions | | | Pcs/ Unit | Ctn/Case Qty/Qty | Case Wt. |
|----------------|-------------------|------------|--------------------|---|---|-----------|------------------|----------|
| | | | A | B | C | | | |

Carded

| | | | | | | | | |
|-------|---------|------|------|------|------|---|--------|------|
| 18403 | 18403-2 | 1/2" | 0.93 | 0.59 | 0.44 | 4 | 10/120 | 18.7 |
| 18404 | 18404-9 | 3/4" | 1.19 | 0.71 | 0.50 | 2 | 10/120 | 42.3 |

Polybag

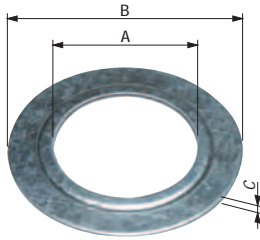
| | | | | | | | | |
|-------|---------|--------|------|------|------|---|----|-----|
| 49202 | 49202-1 | 1/2" | 0.93 | 0.59 | 0.44 | 1 | 25 | 1.5 |
| 49203 | 49203-8 | 3/4" | 1.19 | 0.71 | 0.50 | 1 | 25 | 1.8 |
| 49204 | 49204-5 | 1" | 1.39 | 0.84 | 0.63 | 1 | 25 | 2.3 |
| 49205 | 49205-2 | 1 1/4" | 1.75 | 0.87 | 0.63 | 1 | 25 | 3.1 |
| 49206 | 49206-9 | 1 1/2" | 2.13 | 0.90 | 0.63 | 1 | 25 | 4.5 |
| 49209 | 49209-0 | 2" | 2.56 | 1.01 | 0.72 | 1 | 10 | 2.6 |

Boxed

| | | | | | | | | |
|----------|---------|--------|------|------|------|---|----------|------|
| 57202 | 57202-0 | 1/2" | 0.93 | 0.59 | 0.44 | - | 100/1000 | 32.0 |
| 57203 | 57203-7 | 3/4" | 1.19 | 0.71 | 0.50 | - | 50/500 | 29.1 |
| 57204 | 57204-4 | 1" | 1.39 | 0.84 | 0.63 | - | 25/250 | 20.2 |
| 57205 | 57205-1 | 1 1/4" | 1.75 | 0.87 | 0.63 | - | 25/250 | 30.3 |
| 57206 | 57206-8 | 1 1/2" | 2.13 | 0.90 | 0.63 | - | 25/100 | 21.0 |
| 57207 | 57207-5 | 2" | 2.56 | 1.01 | 0.72 | - | 10/40 | 9.4 |
| 02-57208 | 57208-2 | 2 1/2" | 3.28 | 1.43 | 1.04 | - | 2 | 1.3 |

Reducing Washers

Reducción De Arandelas



Use:

Reducing washers are used to reduce the size of a knock-out in a steel outlet box or metal enclosure. Two reducing washers are required for each knock-out

- Rust Proof
- Embossed for Self-Centering

Uso:


Las arandelas reductoras se utilizan para reducir el tamaño de una boca en una caja de distribución de acero o en un recinto de metal. Se necesitan dos arandelas reductoras por cada boca.

- Prueba Del Moho
- Realzado para Uno mismo-Centrarse

Materials / Materiales :

- Steel / Acero

Certification / Certificación :

 E121487

Standards / Estándares :

- UL 514B
- CSA C22.2 No. 18
- NEMA FB-1
- NEC Article 345 & 346

RIGID CONDUIT

| Catalog Number | UPC No 0-31857 | Trade Size | Nominal Dimensions | | | Pcs/ Unit | Ctn/Case Qty/Qty | Case Wt. |
|----------------|-------------------|---------------|--------------------|-------|------|--------------|---------------------|-------------|
| | | | A | B | C | | | |
| Carded | | | | | | | | |
| 18002 | 18002-7 | 3/4"-1/2" | 0.87 | 1.44 | 0.04 | 4 | 10/120 | 10.6 |
| 18000 | 18000-3 | 1"-1/2" | 0.87 | 1.75 | 0.04 | 4 | 10/120 | 13.5 |
| 18001 | 18001-0 | 1"-3/4" | 1.11 | 1.75 | 0.04 | 4 | 10/120 | 12.5 |
| 18011 | 18011-9 | 1 1/4"-1" | 1.37 | 2.185 | 0.04 | 2 | 10/120 | 11.1 |
| 18012 | 18012-6 | 1 1/2"-1 1/4" | 1.72 | 2.44 | 0.04 | 2 | 10/120 | 11.2 |
| 18013 | 18013-3 | 2"-1 1/2" | 1.98 | 3 | 0.04 | 2 | 10/120 | 14.3 |

Polybag


| | | | | | | | | |
|-------|---------|---------------|------|-------|------|---|----|-----|
| 49301 | 49301-1 | 3/4"-1/2" | 0.87 | 1.44 | 0.04 | 2 | 50 | 1.6 |
| 49302 | 49302-8 | 1"-1/2" | 0.87 | 1.75 | 0.04 | 2 | 50 | 2.3 |
| 49303 | 49303-5 | 1"-3/4" | 1.11 | 1.75 | 0.04 | 2 | 50 | 2.0 |
| 49304 | 49304-2 | 1 1/4"-1/2" | 0.87 | 2.18 | 0.04 | 2 | 50 | 3.4 |
| 49305 | 49305-9 | 1 1/4"-3/4" | 1.11 | 2.185 | 0.04 | 2 | 50 | 3.1 |
| 49306 | 49306-6 | 1 1/4"-1" | 1.37 | 2.185 | 0.04 | 2 | 50 | 2.6 |
| 49307 | 49307-3 | 1 1/2"-1/2" | 0.87 | 2.44 | 0.04 | 2 | 50 | 4.9 |
| 49309 | 49309-7 | 1 1/2"-1" | 1.37 | 2.44 | 0.04 | 2 | 50 | 3.4 |
| 49310 | 49310-3 | 1 1/2"-1 1/4" | 1.72 | 2.44 | 0.04 | 2 | 50 | 2.9 |
| 49312 | 49312-7 | 2"-3/4" | 1.11 | 3 | 0.04 | 2 | 50 | 6.1 |
| 49313 | 49313-4 | 2"-1" | 1.37 | 3 | 0.04 | 2 | 50 | 5.6 |
| 49314 | 49314-1 | 2"-1 1/4" | 1.72 | 3 | 0.04 | 2 | 50 | 4.7 |
| 49315 | 49315-8 | 2"-1 1/2" | 1.98 | 3 | 0.04 | 2 | 50 | 4.6 |
| 49421 | 49421-6 | 2 1/2"-2" | 2.46 | 3.5 | 0.04 | 2 | 25 | 3.3 |

Boxed

| | | | | | | | | |
|-------|---------|---------------|------|-------|------|---|----------|------|
| 55001 | 55001-1 | 3/4"-1/2" | 0.87 | 1.44 | 0.04 | - | 100/1000 | 11.9 |
| 55002 | 55002-8 | 1"-1/2" | 0.87 | 1.75 | 0.04 | - | 100/1000 | 21.9 |
| 55003 | 55003-5 | 1"-3/4" | 1.11 | 1.75 | 0.04 | - | 100/1000 | 21.9 |
| 55004 | 55004-2 | 1 1/4"-1/2" | 0.87 | 2.18 | 0.04 | - | 50/500 | 16.9 |
| 55005 | 55005-9 | 1 1/4"-3/4" | 1.11 | 2.185 | 0.04 | - | 50/500 | 16.9 |
| 55006 | 55006-6 | 1 1/4"-1" | 1.37 | 2.185 | 0.04 | - | 50/500 | 11.9 |
| 55007 | 55007-3 | 1 1/2"-1/2" | 0.87 | 2.44 | 0.04 | - | 50/500 | 26.9 |
| 55008 | 55008-0 | 1 1/2"-3/4" | 1.11 | 2.44 | 0.03 | - | 50/500 | 26.9 |
| 55009 | 55009-7 | 1 1/2"-1" | 1.37 | 2.44 | 0.04 | - | 50/500 | 39.4 |
| 55010 | 55010-3 | 1 1/2"-1 1/4" | 1.72 | 2.44 | 0.04 | - | 50/500 | 39.4 |
| 55011 | 55011-0 | 2"-1/2" | 0.87 | 3.00 | 0.03 | - | 25/250 | 21.9 |
| 55012 | 55012-7 | 2"-3/4" | 1.11 | 3.00 | 0.04 | - | 25/250 | 21.9 |
| 55013 | 55013-4 | 2"-1" | 1.37 | 3.00 | 0.04 | - | 25/250 | 19.4 |
| 55014 | 55014-1 | 2"-1 1/4" | 1.72 | 3.00 | 0.04 | - | 25/250 | 19.4 |
| 55015 | 55015-8 | 2"-1 1/2" | 1.98 | 3.00 | 0.04 | - | 25/250 | 16.9 |
| 55016 | 55016-5 | 2 1/2"-1/2" | 0.87 | 3.50 | 0.04 | - | 25/250 | 21.9 |
| 55017 | 55017-2 | 2 1/2"-3/4" | 1.11 | 3.50 | 0.04 | - | 25/250 | 21.9 |
| 55018 | 55018-9 | 2 1/2"-1" | 1.37 | 3.50 | 0.04 | - | 25/250 | 19.4 |
| 55019 | 55019-6 | 2 1/2"-1 1/4" | 1.73 | 3.50 | 0.04 | - | 25/250 | 16.9 |
| 55020 | 55020-2 | 2 1/2"-1 1/2" | 1.98 | 3.50 | 0.04 | - | 25/250 | 14.4 |
| 55021 | 55021-9 | 2 1/2"-2" | 2.46 | 3.5 | 0.04 | - | 25/250 | 11.9 |

Reducing Bushings

Reducción De los Bujes



Use:
Reducing bushings are used to reduce the entry size of threaded conduit to allow joining conduits of two different sizes.

Uso:
Los casquillos reductores se utilizan para reducir el tamaño de entrada del conducto roscado a fin de permitir la unión de conductos de dos tamaños diferentes.

Materials / Materiales :

- Zinc Die-Cast / El Cinc Fundió A troquel

Certification / Certificación :



Standards / Estándares :


- UL 514B
- CSA C22.2 No. 18
- NEMA FB-1
- NEC Article 345 & 346

RIGID CONDUIT

| Catalog Number | UPC No 0-31857 | Trade Size | Nominal Dimensions | | | Pcs/ Unit | Ctn/Case Qty/Qty | Case Wt. |
|----------------|----------------|---------------|--------------------|------|------|-----------|------------------|----------|
| | | | A | B | C | | | |
| Carded | | | | | | | | |
| 18003 | 18003-4 | 3/4'-1/2" | 0.62 | 0.80 | 0.12 | 4 | 10/120 | 22.5 |
| 18004 | 18004-1 | 1"-1/2" | 0.70 | 1.00 | 0.13 | 2 | 10/120 | 29.8 |
| 18008 | 18008-9 | 1"-3/4" | 0.70 | 1.00 | 0.13 | 2 | 10/120 | 20.0 |
| Polybag | | | | | | | | |
| 49001 | 49001-0 | 3/4'-1/2" | 0.62 | 0.80 | 0.12 | 1 | 25 | 1.2 |
| 49002 | 49002-7 | 1"-1/2" | 0.70 | 1.00 | 0.13 | 1 | 25 | 2.804 |
| 49003 | 49003-4 | 1"-3/4" | 0.70 | 1.00 | 0.13 | 1 | 25 | 1.9 |
| 49080 | 49080-5 | 1 1/2"-1 1/4" | | | | 1 | 10 | 1.7 |
| 49186 | 49186-4 | 1 1/4"-1" | | | | 1 | 10 | 1.6 |
| Boxed | | | | | | | | |
| 59001 | 59001-7 | 3/4'-1/2" | 0.62 | 0.80 | 0.12 | - | 50/500 | 20.2 |
| 59002 | 59002-4 | 1"-1/2" | 0.70 | 1.00 | 0.13 | - | 25/250 | 27.9 |
| 59003 | 59003-1 | 1"-3/4" | 0.70 | 1.00 | 0.13 | - | 25/250 | 32.7 |
| 59004 | 59004-8 | 1 1/4"-1/2" | | | | - | 25/250 | 67.7 |
| 59005 | 59005-5 | 1 1/4"-3/4" | | | | - | 25/250 | 54.7 |
| 59006 | 59006-2 | 1 1/4"-1" | | | | - | 25/250 | 35.2 |
| 59007 | 59007-9 | 1 1/2"-1/2" | | | | - | 25/250 | 102.7 |
| 59008 | 59008-6 | 1 1/2"-3/4" | | | | - | 25/250 | 87.7 |
| 59009 | 59009-3 | 1 1/2"-1" | | | | - | 25/250 | 67.7 |
| 59010 | 59010-9 | 1 1/2"-1 1/4" | | | | - | 25/250 | 32.7 |
| 59011 | 59011-6 | 2"-1/2" | | | | - | 10/100 | 82.7 |
| 59012 | 59012-3 | 2"-3/4" | | | | - | 10/100 | 75.2 |
| 59013 | 59013-0 | 2"-1" | | | | - | 10/100 | 67.7 |
| 59014 | 59014-7 | 2"-1 1/4" | | | | - | 10/100 | 47.2 |
| 59015 | 59015-4 | 2"-1 1/2" | | | | - | 10/100 | 35.2 |
| 59018 | 59018-5 | 2 1/2"-1" | | | | - | 10 | 3.5 |
| 59019 | 59019-2 | 2 1/2"-1 1/4" | | | | - | 10 | 3.5 |
| 59020 | 59020-8 | 2 1/2"-1 1/2" | | | | - | 10 | 8.5 |
| 59021 | 59021-5 | 2 1/2"-2" | | | | - | 10 | 5.5 |

Offset Nipples

Entrerroscas Compensadas



Use:
Offset nipples are used to provide an offset connection between two outlet boxes or metal enclosures.

- 3/4" Axis

Uso:
Los manguitos roscados desviados se utilizan para brindar una conexión desviada entre dos cajas de distribución o en recintos de metal.

- eje del 3/4 "

Materials / Materiales :

- Zinc Die-Cast / El Cinc Fundió A troquel

Certification / Certificación :



Standards / Estándares :


- UL 514B
- CSA C22.2 No. 18
- NEMA FB-1
- NEC Article 345 & 346

RIGID CONDUIT

| Catalog Number | UPC No 0-31857 | Trade Size | Nominal Dimensions | | | Pcs/ Unit | Ctn/Case Qty/Qty | Case Wt. |
|----------------|----------------|------------|--------------------|------|------|-----------|------------------|----------|
| | | | A | B | C | | | |
| Carded | | | | | | | | |
| 18401 | 18401-8 | 1/2" | 2.42 | 0.94 | 0.42 | 2 | 10/120 | 26.8 |
| 18402 | 18402-5 | 3/4" | 2.40 | 1.18 | 0.42 | 1 | 5/60 | 11.3 |
| Polybag | | | | | | | | |
| 49020 | 44020-6 | 1/2" | 2.42 | 0.94 | 0.42 | 2 | 20 | 4.2 |
| 44020 | 49020-1 | 1/2" | 2.42 | 0.94 | 0.42 | 1 | 20 | 2.3 |
| 44021 | 44021-3 | 3/4" | 2.40 | 1.18 | 0.42 | 2 | 20 | 5.1 |
| 49021 | 49021-8 | 3/4" | 2.40 | 1.18 | 0.42 | 1 | 20 | 2.7 |
| Boxed | | | | | | | | |
| 51520 | 51520-1 | 1/2" | 2.42 | 0.94 | 0.42 | - | 10/100 | 10.5 |
| 51521 | 51521-8 | 3/4" | 2.40 | 1.18 | 0.42 | - | 10/100 | 13.2 |
| 51522 | 01522-0 | 1" | 2.72 | 1.40 | 0.60 | - | 10/100 | 21.2 |
| 51523 | 01523-7 | 1 1/4" | 2.81 | 1.81 | 0.60 | - | 5/50 | 14.7 |
| 51524 | 01524-4 | 1 1/2" | 3.00 | 2.00 | 0.68 | - | 5/50 | 20.2 |
| 51525 | 01525-1 | 2" | 3.15 | 2.56 | 0.74 | - | 2/20 | 11.4 |
| 02-51522 | 51522-5 | 1" | 2.72 | 1.40 | 0.60 | - | 10 | 2.3 |
| 02-51523 | 51523-2 | 1 1/4" | 2.81 | 1.81 | 0.60 | - | 10 | 2.8 |
| 02-51524 | 51524-9 | 1 1/2" | 3.00 | 2.00 | 0.68 | - | 5 | 2.2 |
| 02-51525 | 51525-6 | 2" | 3.15 | 2.56 | 0.74 | - | 5 | 2.8 |

Watertight Conduit Hubs

Cubos Herméticos Del Conducto



Use:

Watertight hubs are used to terminate threaded conduit to an outlet box or metal enclosure where a rain-tight, oil-tight or dust-tight connection is required.

- Assembled with 150° Rated Insulator and BUNA-N
- Oversized Locknut Provides Vibration-Proof Installation and Positive Grounding
- Listed for Use in Wet Locations
- Meets NEMA Sealing Requirements
- Certified for Use in Hazardous Locations

Uso:

Los cubos impermeables se utilizan para realizar las conexiones de los conductos roscados con las cajas de distribución o los recintos de metal donde se necesita una conexión que impida el paso del agua de lluvia, del aceite o del polvo.

- Montado con el aislador clasificado 150° y BUNA-N
- La tuerca de fijación de gran tamaño proporciona la instalación de la Vibración-Prueba y poner a tierra positivo
- Enumerado para el uso en localizaciones mojadas
- Requisitos Del Lacre de la Nema De las Reuniones
- Certificado para el uso en localizaciones peligrosas

Materials / Materiales :

- Zinc Die-Cast / El Cinc Fundió A troquel

Certification / Certificación :

UL E155411 SR LR57925

Standards / Estándares :

UL 514B
 CSA C22.2 No. 18
 NEMA FB-1
 NEC Article 345 & 346

RIGID CONDUIT

| Catalog Number | UPC No | Trade Size | Nominal Dimensions | | | Pcs/ Unit | Ctn/Case Qty/Qty | Case Wt. |
|----------------|--------|------------|--------------------|---|---|-----------|------------------|----------|
| | | | A | B | C | | | |

Polybag

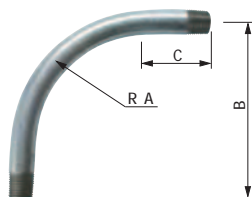
| | | | | | | | | |
|-------|---------|------|------|------|------|---|----|-----|
| 44070 | 44070-1 | 1/2" | 1.43 | 1.50 | 0.55 | 2 | 10 | 3.8 |
| 49070 | 49070-6 | 1/2" | 1.43 | 1.5 | 0.55 | 1 | 10 | 3.8 |
| 44071 | 44071-8 | 3/4" | 1.68 | 1.50 | 0.74 | 1 | 10 | 2.9 |

Boxed

| | | | | | | | | |
|----------|---------|--------|------|------|------|---|--------|------|
| 54070 | NA | 1/2" | 1.43 | 1.50 | 0.55 | - | 25/250 | 48.3 |
| 54071 | NA | 3/4" | 1.68 | 1.50 | 0.74 | - | 10/100 | 25.6 |
| 02-54072 | 54072-2 | 1" | 2.00 | 1.80 | 0.94 | - | 10 | 3.9 |
| 02-54073 | 54073-9 | 1 1/4" | 2.37 | 1.80 | 1.28 | - | 10 | 5.4 |
| 02-54074 | 54074-6 | 1 1/2" | 2.75 | 1.90 | 1.51 | - | 5 | 4.8 |
| 02-54075 | 54075-3 | 2" | 3.25 | 1.90 | 1.97 | - | 5 | 5.0 |
| 02-54076 | 54076-0 | 2 1/2" | 3.72 | 2.60 | 2.40 | - | 2 | 3.7 |

90° Rigid Elbows

codos 90° Rigid



Use:

90° rigid elbows are used to connect Rigid or IMC Conduit together to allow for 90° bends.

Uso:

Los codos rígidos de 90° se utilizan para conectar conductos IMC de acero a fin de realizar conexiones a 90°.

Materials / Materiales :

- Galvanized Steel / Acero Galvanizado

RIGID CONDUIT

| Catalog Number | UPC No | Trade Size | Nominal Dimensions | | | Pcs/ Unit | Ctn/Case Qty/Qty | Case Wt. |
|----------------|--------|------------|--------------------|---|---|-----------|------------------|----------|
| | | | A | B | C | | | |

Boxed

| | | | | | | | | |
|------------|---------|--------|-------|-------|-------|---|----|------|
| 02-55531PE | 00531-3 | 1/2" | 4.00 | 6.38 | 1.75 | - | 10 | 7.5 |
| 02-55532PE | 00532-0 | 3/4" | 4.50 | 7.44 | 2.25 | - | 10 | 11.8 |
| 02-55533PE | 00533-7 | 1" | 5.75 | 9.50 | 2.25 | - | 10 | 20.0 |
| 02-55534PE | 00534-4 | 1 1/4" | 7.25 | 11.38 | 3.00 | - | 10 | 33.4 |
| 02-55535PE | 00535-1 | 1 1/2" | 8.25 | 12.81 | 3.50 | - | 6 | 26.2 |
| 02-55536PE | 00536-8 | 2" | 9.50 | 15.50 | 4.00 | - | 4 | 28.2 |
| 55537-PE | 00537-5 | 2 1/2" | 10.50 | 19.25 | 4.75 | - | 1 | 12.0 |
| 55538-PE | 00538-2 | 3" | 13.00 | 21.50 | 6.00 | - | 1 | 19.0 |
| 55539-PE | 00539-9 | 3 1/2" | 15.00 | 24.50 | 5.50 | - | 1 | 28.0 |
| 55596-PE | 00304-7 | 2" | 36.00 | 47.00 | 11.00 | - | 1 | 9.1 |
| 55597-PE | 00305-4 | 2 1/2" | 36.00 | 47.00 | 11.00 | - | 1 | 13.6 |

Service Entrance Ells

Mantenga Los Codos De la Entrada



Use:

Service entrance ells are used to gain access to the interior of a raceway for wire pulling, inspection and maintenance.

- Listed for Use in Wet Location

Uso:

Los conectores en forma de "L" con abertura para mantenimiento se utilizan para obtener acceso al interior del canal de conducción eléctrica para pasar cables y para realizar inspecciones y mantenimiento.

- Enumerado para el uso en la localización mojada

Materials / Materiales :

- Die-Cast Aluminum / Aluminio Fundido A troquel

Certification / Certificación :

UL E121488 SF LR57925

Standards / Estándares :

UL 514B
 CSA C22.2 No. 18
 NEMA FB-1
 NEC Articles 345 & 346

RIGID CONDUIT


| Catalog Number | UPC No | Trade Size | Nominal Dimensions | | | Pcs/ Unit | Ctn/Case Qty/Qty | Case Wt. |
|----------------|--------|------------|--------------------|---|---|-----------|------------------|----------|
| | | | A | B | C | | | |

Boxed

| | | | | | | | | |
|----------|---------|-----------|------|------|------|---|----|-----|
| 02-51025 | 51025-1 | 1/2" | 3.15 | 1.19 | 1.45 | - | 10 | 2.1 |
| 02-51026 | 51026-8 | 3/4" | 3.57 | 1.52 | 1.77 | - | 5 | 3.5 |
| 02-51027 | 51027-5 | 1" | 4.18 | 1.75 | 1.97 | - | 3 | 1.4 |
| 02-51028 | 51028-2 | 1 1/4" | 5.39 | 2.19 | 2.44 | - | 2 | 1.6 |
| 02-51029 | 51029-9 | 1 1/2" | 6.10 | 2.36 | 2.44 | - | 2 | 1.9 |
| 02-51030 | 51030-5 | 2" | 6.61 | 2.87 | 2.93 | - | 2 | 2.4 |
| 02-51031 | 51031-2 | 1 1/4" XL | 7.83 | 2.48 | 2.95 | - | 2 | 3.1 |
| 02-51032 | 51032-9 | 2" XL | 9.92 | 3.13 | 3.58 | - | 2 | 4.0 |

Mogul Conduit Bodies (Type LB)

Cuerpos Del Conductor Del Portalámparas gigante (Tipo Libra)



Use:

Mogul conduit bodies are used to gain greater access to the interior of a raceway for wire pulling, inspection and maintenance where the raceway changes direction.

- Assembled with Cover and Gasket
- Meets NEC 6x Requirement
- Listed for Use in Wet Locations

Uso:

Las cajas Mogul para conductos se utilizan para obtener acceso al interior del canal de conducción eléctrica a fin de extraer cables y de realizar inspecciones y mantenimiento en los lugares en los que el canal de conducción eléctrica cambia de dirección.

- Montado con la cubierta y la junta
- Requisito de NEC 6x De las Reuniones
- Enumerado para el uso en localizaciones mojadas

Materials / Materiales :

- Die-Cast Aluminum / Aluminio Fundido A troquel

Certification / Certificación :

UL E121488 SPS LR57925

Standards / Estándares :





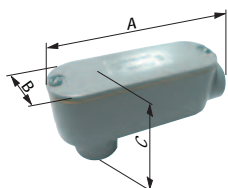
UL 514B
 CSA C22.2 No. 18
 NEMA FB-1
 NEC Article 345 & 346

RIGID CONDUIT

| Catalog Number | UPC No | Trade Size | Nominal Dimensions | | | Pcs/ Unit | Ctn/Case Qty/Qty | Case Wt. |
|----------------|---------|------------|--------------------|------|------|-----------|------------------|----------|
| | | | A | B | C | | | |
| Boxed | | | | | | | | |
| 02-51128 | 51128-9 | 1 1/4" | 9.61 | 2.51 | 2.78 | - | 2 | 3.8 |
| 02-51129 | 51129-6 | 1 1/2" | 14.48 | 3.24 | 5.31 | - | 1 | 4.9 |
| 02-51130 | 51130-2 | 2" | 14.48 | 3.24 | 5.34 | - | 1 | 4.5 |

Threaded Conduit Bodies

Cuerpos Roscados Del Conductor



Use:

Conduit bodies are used to gain access to the interior of a raceway for wire pulling, inspection and maintenance where the raceway changes direction.

- Assembled with Cover and Gasket

Uso:

Los codos para conductos se utilizan para obtener acceso al interior del canal de conducción eléctrica a fin de extraer cables y de realizar inspecciones y mantenimiento en los lugares en los que el canal de conducción eléctrica cambia de dirección.

- Montado con la cubierta y la junta

Materials / Materiales :

- Die-Cast Aluminum / Aluminio Fundido A troquel

Certification / Certificación :

UL E121488 SP LR57925

Standards / Estándares :

UL 514B
CSA C22.2 No. 18
NEMA FB-1
NEC Article 345 & 346

RIGID CONDUIT

| Catalog Number | UPC No 0-31857 | Trade Size | Nominal Dimensions | | | Pcs/ Unit | Ctn/Case Qty/Qty | Case Wt. |
|----------------|-------------------|------------|--------------------|---|---|-----------|------------------|----------|
| | | | A | B | C | | | |

Boxed

| | | | | | | | | |
|------------|---------|--------|-------|------|------|---|----|-----|
| 02-55641LB | 64106-1 | 1/2" | 4.30 | 1.30 | 2.40 | - | 10 | 3.1 |
| 02-55642LB | 64206-8 | 3/4" | 5.00 | 1.50 | 2.60 | - | 10 | 4.5 |
| 02-55643LB | 64306-5 | 1" | 5.80 | 1.80 | 2.90 | - | 5 | 3.1 |
| 02-55644LB | 64406-2 | 1 1/4" | 7.80 | 2.50 | 3.70 | - | 2 | 2.5 |
| 02-55645LB | 64506-9 | 1 1/2" | 7.80 | 2.50 | 3.90 | - | 2 | 2.7 |
| 02-55646LB | 64606-6 | 2" | 9.80 | 3.20 | 4.70 | - | 2 | 4.5 |
| 02-55647LB | 64706-3 | 2 1/2" | 10.50 | 4.40 | 5.60 | - | 1 | 5.6 |
| 02-55648LB | 64806-0 | 3" | 10.50 | 4.50 | 6.00 | - | 1 | 6.5 |

Boxed

| | | | | | | | | |
|------------|---------|---------|------|------|------|---|---|-----|
| 02-55641LR | 64101-6 | 1/2" | 4.40 | 2.10 | 1.60 | - | 5 | 1.6 |
| 02-55642LR | 64201-3 | 3/4" | 5.10 | 2.30 | 1.90 | - | 5 | 2.4 |
| 02-55643LR | 64301-0 | 1" | 5.80 | 2.50 | 2.10 | - | 5 | 3.1 |
| 02-55644LR | 64401-7 | 1" 1/4" | 7.80 | 3.40 | 2.90 | - | 2 | 3.1 |
| 02-55645LR | 64501-4 | 1" 1/2" | 7.80 | 3.40 | 2.90 | - | 2 | 3.0 |
| 02-55646LR | 64601-1 | 2" | 9.90 | 4.00 | 3.70 | - | 2 | 4.9 |
| 02-55647LR | 64701-8 | 2 1/2" | 13.0 | 5.70 | 4.25 | - | 1 | 6.0 |
| 02-55648LR | 64801-5 | 3" | 31.0 | 5.70 | 4.75 | - | 1 | 6.8 |

Boxed

| | | | | | | | | |
|------------|---------|--------|------|------|------|---|---|-----|
| 02-55641LL | 64102-3 | 1/2" | 4.40 | 2.10 | 1.60 | - | 5 | 1.6 |
| 02-55642LL | 64202-0 | 3/4" | 5.10 | 2.30 | 1.90 | - | 5 | 2.3 |
| 02-55643LL | 64302-7 | 1" | 5.80 | 2.50 | 2.10 | - | 5 | 3.1 |
| 02-55644LL | 64402-4 | 1 1/4" | 7.80 | 3.40 | 2.90 | - | 2 | 3.0 |
| 02-55645LL | 64502-1 | 1 1/2" | 7.80 | 3.40 | 2.90 | - | 2 | 2.7 |
| 02-55646LL | 64602-8 | 2" | 9.90 | 4.00 | 3.70 | - | 2 | 4.8 |
| 02-55647LL | 64702-5 | 2 1/2" | 13.0 | 5.70 | 4.25 | - | 1 | 6.0 |
| 02-55648LL | 64802-2 | 3" | 13.0 | 5.70 | 4.75 | - | 1 | 6.8 |

Boxed


| | | | | | | | | |
|-----------|---------|--------|-------|------|------|---|---|-----|
| 02-55641T | 64107-8 | 1/2" | 4.80 | 2.10 | 1.60 | - | 5 | 1.7 |
| 02-55642T | 64207-5 | 3/4" | 5.50 | 2.30 | 1.90 | - | 5 | 2.4 |
| 02-55643T | 64307-2 | 1" | 6.20 | 2.50 | 2.10 | - | 5 | 3.2 |
| 02-55644T | 64407-9 | 1 1/4" | 8.30 | 3.40 | 2.90 | - | 2 | 3.3 |
| 02-55645T | 64507-6 | 1 1/2" | 8.30 | 3.40 | 2.90 | - | 2 | 2.9 |
| 02-55646T | 64607-3 | 2" | 10.20 | 4.00 | 3.70 | - | 2 | 4.9 |
| 02-55647T | 64707-0 | 2 1/2" | 13.86 | 3.98 | 4.25 | - | 1 | 6.4 |
| 02-55648T | 64807-7 | 3" | 13.86 | 3.98 | 4.75 | - | 1 | 7.6 |

Boxed

| | | | | | | | | |
|-----------|---------|--------|-------|------|------|---|---|-----|
| 02-55641C | 64103-0 | 1/2" | 4.80 | 1.30 | 1.60 | - | 5 | 1.6 |
| 02-55642C | 64203-7 | 3/4" | 5.50 | 1.50 | 1.90 | - | 5 | 2.3 |
| 02-55643C | 64303-4 | 1" | 6.20 | 1.80 | 2.10 | - | 5 | 3.0 |
| 02-55644C | 64403-1 | 1 1/4" | 8.30 | 2.50 | 2.90 | - | 2 | 2.9 |
| 02-55645C | 64503-8 | 1 1/2" | 8.30 | 2.50 | 2.90 | - | 2 | 2.4 |
| 02-55646C | 64603-5 | 2" | 10.20 | 3.20 | 3.70 | - | 2 | 4.7 |
| 02-55647C | 64703-2 | 2 1/2" | 13.86 | 4.40 | 4.25 | - | 1 | 6.1 |
| 02-55648C | 64803-9 | 3" | 13.86 | 4.50 | 4.75 | - | 1 | 6.7 |

Rigid Threaded Nipples

Enterrosas Roscadas Rígidas



Use:

Threaded nipples are used to extend a length of threaded Rigid or IMC Conduit according to the pipe size and length desired. May also be used to connect two steel outlet boxes or metal enclosures together.

Uso:

Los manguitos roscados se utilizan para extender un tramo de conducto roscado rígido o IMC según el tamaño del tubo y el largo deseado. También se pueden utilizar para conectar dos cajas de distribución o dos recintos de metal, del metal juntos.

Materials / Materiales :


- Galvanized Steel / Acero Galvanizado

RIGID CONDUIT

| Catalog Number | UPC No 0-31857 | Trade Size | Nominal Dimensions | | | Pcs/ Unit | Ctn/Case Qty/Qty | Case Wt. |
|----------------|-------------------|-------------|--------------------|--------|------|-----------|------------------|----------|
| | | | A | B | C | | | |
| Polybag | | | | | | | | |
| 44360 | 44360-3 | 1/2"xCL | 1/2" | CL-1 | 1/8" | 2 | 10 | 2.7 |
| 44370 | 44370-2 | 1/2"x2" | 1/2" | 2" | | 2 | 20 | 4.9 |
| 54251 | 54251-1 | 1/2"x1 1/2" | 1/2" | 1 1/2" | | 1 | 25 | 2.4 |
| Boxed | | | | | | | | |
| 54254 | 54254-2 | 1/2"x3" | 1/2" | 3" | | - | 25 | 5.1 |
| 54256 | 54256-6 | 1/2"x4" | 1/2" | 4" | | - | 25 | 6.9 |
| 54257 | 54257-3 | 1/2"x5" | 1/2" | 5" | | - | 25 | 8.6 |
| 54258 | 54258-0 | 1/2"x6" | 1/2" | 6" | | - | 25 | 10.4 |
| Polybag | | | | | | | | |
| 44361 | 44361-0 | 3/4"xCL | 3/4" | CL-1 | 3/8" | 2 | 20 | 3.9 |
| 44371 | 44371-9 | 3/4"x2" | 3/4" | 2" | | 2 | 20 | 6.3 |
| Boxed | | | | | | | | |
| 54261 | 54261-0 | 3/4"x1 1/2" | 3/4" | 1 1/2" | | - | 25 | 2.6 |
| 54264 | 54264-1 | 3/4"x3" | 3/4" | 3" | | - | 25 | 6.4 |
| 54266 | 54266-5 | 3/4"x4" | 3/4" | 4" | | - | 15 | 5.5 |
| 54267 | 54267-2 | 3/4"x5" | 3/4" | 5" | | - | 15 | 6.8 |
| 54268 | 54268-9 | 3/4"x6" | 3/4" | 6" | | - | 25 | 13.4 |
| Boxed | | | | | | | | |
| 54270 | 54270-2 | 1"xCL | 1" | CL-1 | 1/2" | - | 25 | 4.0 |
| 54272 | 54272-6 | 1"x2" | 1" | 2" | | - | 25 | 5.7 |
| Boxed | | | | | | | | |
| 54280 | 54280-1 | 1 1/4"xCL | 1 1/4" | CL-1 | 3/4" | - | 25 | 6.4 |
| 54281 | 54281-8 | 1 1/4"x2" | 1 1/4" | 2" | | - | 25 | 7.4 |
| 54284 | 54284-9 | 1 1/4"x3" | 1 1/4" | 3" | | - | 10 | 6.0 |
| 54364 | 54364-8 | 1 1/4"x6" | 1 1/4" | 6" | | - | 6 | 6.4 |
| Boxed | | | | | | | | |
| 54290 | 54290-0 | 1 1/2"xCL | 1 1/2" | CL-1 | 3/4" | - | 25 | 9.4 |
| 54365 | 54365-5 | 1 1/2"x6" | 1 1/2" | 6" | | - | 4 | 5.2 |
| Boxed | | | | | | | | |
| 54300 | 54300-6 | 2"xCL | 2" | CL-2" | | - | 10 | 4.9 |
| 54304 | 54304-4 | 2"x3" | 2" | 3" | | - | 6 | 4.7 |
| 54306 | 54306-8 | 2"x4" | 2" | 4" | | - | 5 | 5.5 |
| 54366 | 54366-2 | 2"x6" | 2" | 6" | | - | 5 | 8.5 |
| 54309 | 54309-9 | 2"x8" | 2" | 8" | | - | 2 | 4.8 |
| 54355 | 54355-6 | 2"x10" | 2" | 10" | | - | 2 | 6.5 |
| Boxed | | | | | | | | |
| 54316 | 54316-7 | 2 1/2"x4" | 2 1/2" | 4" | | - | 4 | 6.4 |
| Boxed | | | | | | | | |
| 54326 | 54326-6 | 3"x4" | 3" | 4" | | - | 2 | 4.0 |

Malleable Clamp Back

Parte posteriora Maleable De la Abrazadera



Use:

Used to provide space between rigid conduit or IMC and mounting surface. Can be used with one hole straps. Cast of high strength malleable iron and zinc plated.

Uso:

Proporcionaban el espacio entre el conducto rígido o IMC y la superficie de montaje. Puede ser utilizado con las correas de un agujero. El molde del hierro maleable y del cinc de la alta fuerza plated.

Materials / Materiales :

- Malleable Iron / Hierro Maleable

Finish / Final :

- Zinc Plated / Cinc Plateado

Certification / Certificación :




RIGID CONDUIT

| Catalog Number | UPC No 0-31857 | Trade Size | Nominal Dimensions | | | Pcs/ Unit | Ctn/Case Qty/Qty | Case Wt. |
|----------------|-------------------|------------|--------------------|------|------|-----------|------------------|----------|
| | | | A | B | C | | | |
| Boxed | | | | | | | | |
| 55146 | 55146-9 | 2" | 4.80 | 1.95 | 0.96 | - | 10 | 5.9 |
| 55147 | 55147-6 | 2 1/2" | 5.42 | 2.50 | 0.78 | - | 10 | 7.7 |
| 55148 | 55148-3 | 3" | 6.79 | 2.68 | 0.86 | - | 5 | 5.2 |
| 55149 | 55149-0 | 3 1/2" | 7.32 | 2.89 | 1.06 | - | 5 | 7.2 |
| 55150 | 55150-6 | 4" | 8.07 | 3.48 | 1.09 | - | 5 | 9.6 |

Rigid One Hole Straps

Correas Rígidas De Un Agujero



Use:
One hole straps are used for providing support for Rigid or IMC Conduit as required by the National Electrical Code.

- Click-On Type

Uso:
Las abrazaderas con un agujero se utilizan para brindar soporte a los conductos IMC o rígidos según lo requiere el Código Eléctrico Nacional.

- Tecleo-En Tipo

Materials / Materiales :


- Stamped Steel / Acero Estampado

Finish / Final :

- Zinc Plated / El Cinc Plateó

Rigid Two Hole Straps

Dos Correas Rígidas Del Agujero



Use:
Two hole straps are used for providing support for Rigid or IMC Conduit as required by the National Electrical Code where higher load bearing supports are desired.

- Click-On Type

Uso:
Las abrazaderas con dos agujeros se utilizan para brindar soporte a los conductos IMC o rígidos, los cuales son necesarios para soportar cargas más pesadas, según lo requiere el Código Eléctrico Nacional.

- ecleo-En Tipo

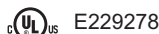
Materials / Materiales :

- Stamped Steel / Acero Estampado

Finish / Final :

- Zinc Plated / El Cinc Plateó

Certification / Certificación :



Standards / Estándares :

- UL 2239
- CSA C22.2 No. 18
- NEC Article 345 & 346

RIGID CONDUIT

| Catalog Number | UPC No 0-31857 | Trade Size | Nominal Dimensions | | | Pcs/ Unit | Ctn/Case Qty/Qty | Case Wt. |
|----------------|-------------------|------------|--------------------|---|---|--------------|---------------------|-------------|
| | | | A | B | C | | | |

Polybag

| | | | | | | | | |
|-------|---------|--------|------|------|------|----|----|------|
| 45900 | 45900-0 | 1/2" | 1.85 | 0.62 | 0.90 | 25 | 20 | 17.8 |
| 47900 | 47900-8 | 1/2" | 1.85 | 0.62 | 0.90 | 3 | 25 | 3.0 |
| 49900 | 49900-6 | 1/2" | 1.85 | 0.62 | 0.90 | 4 | 25 | 3.9 |
| 45901 | 45901-7 | 3/4" | 2.20 | 0.75 | 1.13 | 20 | 20 | 22.0 |
| 49901 | 49901-3 | 3/4" | 2.20 | 0.75 | 1.13 | 3 | 20 | 3.6 |
| 49902 | 49902-0 | 1" | 2.60 | 0.88 | 1.32 | 1 | 20 | 1.9 |
| 44903 | 44903-2 | 1 1/4" | 2.95 | 0.88 | 1.64 | 4 | 20 | 11.2 |
| 49903 | 49903-7 | 1 1/4" | 2.95 | 0.88 | 1.64 | 1 | 25 | 3.7 |
| 44904 | 44904-9 | 1 1/2" | 3.62 | 1.02 | 1.90 | 2 | 20 | 7.4 |
| 49904 | 49904-4 | 1 1/2" | 3.62 | 1.02 | 1.90 | 1 | 25 | 4.7 |
| 44905 | 44905-6 | 2" | 4.09 | 1.14 | 2.32 | 2 | 20 | 10.7 |

Boxed

| | | | | | | | | |
|---------|---------|--------|------|------|------|---|--------|------|
| 1801 | 65900-4 | 1/2" | 1.85 | 0.62 | 0.90 | - | 50/250 | 9.8 |
| 55900-S | 55900-7 | 1/2" | 1.85 | 0.62 | 0.90 | - | 50/500 | 19.5 |
| 1802 | 65901-1 | 3/4" | 2.20 | 0.75 | 1.13 | - | 25/125 | 7.6 |
| 55901-S | 55901-4 | 3/4" | 2.20 | 0.75 | 1.13 | - | 50/500 | 31.4 |
| 1803 | 65902-8 | 1" | 2.60 | 0.88 | 1.32 | - | 20/100 | 10.0 |
| 55902-S | 55902-1 | 1" | 2.60 | 0.88 | 1.32 | - | 50/500 | 45.1 |
| 55903-S | 55903-8 | 1 1/4" | 2.95 | 0.88 | 1.64 | - | 25/250 | 31.8 |
| 55904-S | 55904-5 | 1 1/2" | 3.62 | 1.02 | 1.90 | - | 25/250 | 43.3 |
| 55905-S | 55905-2 | 2" | 4.09 | 1.14 | 2.32 | - | 25 | 6.7 |
| 55906-S | 55906-9 | 2 1/2" | 4.90 | 1.25 | 3.00 | - | 25 | 12.2 |
| 55907-S | 55907-6 | 3" | 5.53 | 1.25 | 3.60 | - | 25 | 13.3 |
| 55908-S | 55908-3 | 3 1/2" | 6.18 | 1.25 | 4.13 | - | 25 | 17.5 |
| 55909-S | 55909-0 | 4" | 6.68 | 1.25 | 4.63 | - | 25 | 16.0 |

RIGID CONDUIT

| Catalog Number | UPC No 0-31857 | Trade Size | Nominal Dimensions | | | Pcs/ Unit | Ctn/Case Qty/Qty | Case Wt. |
|----------------|-------------------|------------|--------------------|---|---|--------------|---------------------|-------------|
| | | | A | B | C | | | |

Polybag


| | | | | | | | | |
|-------|---------|--------|------|------|------|----|----|-----|
| 44830 | 44830-1 | 1/2" | 2.48 | 0.62 | 0.87 | 10 | 20 | 5.2 |
| 47830 | 47830-8 | 1/2" | 2.48 | 0.62 | 0.87 | 3 | 25 | 2.2 |
| 49830 | 49830-6 | 1/2" | 2.48 | 0.62 | 0.87 | 4 | 25 | 2.7 |
| 44831 | 44831-8 | 3/4" | 2.91 | 0.69 | 0.98 | 10 | 20 | 6.5 |
| 49831 | 49831-3 | 3/4" | 2.91 | 0.69 | 0.98 | 3 | 20 | 2.2 |
| 47831 | 47831-5 | 3/4" | 2.91 | 0.69 | 0.98 | 4 | 20 | 2.8 |
| 49832 | 49832-0 | 1" | 3.36 | 0.75 | 1.30 | 1 | 20 | 1.4 |
| 49833 | 49833-7 | 1 1/4" | 4.09 | 0.88 | 1.61 | 1 | 20 | 2.1 |
| 44833 | 44833-2 | 1 1/4" | 4.09 | 0.88 | 1.61 | 4 | 20 | 6.5 |
| 49834 | 49834-4 | 1 1/2" | 4.40 | 0.94 | 1.90 | 1 | 20 | 2.8 |
| 44834 | 44834-9 | 1 1/2" | 4.40 | 0.94 | 1.90 | 2 | 20 | 5.0 |
| 44835 | 44835-6 | 2" | 5.11 | 1 | 2.30 | 2 | 15 | 4.6 |
| 49835 | 49835-1 | 2" | 5.11 | 1 | 2.30 | 1 | 20 | 3.3 |

Boxed

| | | | | | | | | |
|-------|---------|--------|------|------|------|---|--------|------|
| 51901 | 51901-8 | 1/2" | 2.48 | 0.62 | 0.87 | - | 50/500 | 13.7 |
| 51902 | 51902-5 | 3/4" | 2.91 | 0.69 | 0.98 | - | 50/500 | 17.1 |
| 51903 | 51903-2 | 1" | 3.36 | 0.75 | 1.30 | - | 25/250 | 15.9 |
| 51904 | 51904-9 | 1 1/4" | 4.09 | 0.88 | 1.61 | - | 50 | 4.1 |
| 51905 | 51905-6 | 1 1/2" | 4.40 | 0.94 | 1.90 | - | 50 | 5.7 |
| 51906 | 51906-3 | 2" | 5.11 | 1 | 2.30 | - | 50 | 7.4 |
| 51907 | 51907-0 | 2 1/2" | 5.88 | 1.00 | 2.91 | - | 25 | 5.6 |
| 51908 | 51908-7 | 3" | 6.50 | 1.0 | 3.53 | - | 25 | 6.5 |
| 51909 | 51909-4 | 3 1/2" | 7.38 | 1 | 4.03 | - | 25 | 9.0 |
| 51910 | 51910-0 | 4" | 8.00 | 1 | 4.53 | - | 25 | 9.8 |

Ground clamp

Abrazadera de tierra



Use:

Ground clamps are used to connect bare or insulated copper wire to copper or galvanized steel water pipe.

- For #8#2 AWG

Usa:

Las abrazaderas de tierra se utilizan para conectar el alambre de cobre pelado o aislado con el cobre o la pipa de agua de acero galvanizada.

- Para AWG #8#2

Materials / Materiales :

- Zinc Die-Cast / El Cinc Fundió A troquel

Finish / Final :

- Natural or Brass Plated / Natural o latón plateado

Certification / Certificación :



Standards / Estándares :

- UL 467
- CSA C22.2 No. 41
- NEMA FB-1
- NEC Article 250

GROUND FITTINGS

| Catalog Number | UPC No 0-31857 | Trade Size | Nominal Dimensions | | | Pcs/ Unit | Ctn/Case Qty/Qty | Case Wt. |
|----------------|----------------|------------|--------------------|---|---|-----------|------------------|----------|
| | | | A | B | C | | | |

Carded

| | | | | | | | | |
|--------|---------|---------|------|------|------|---|--------|------|
| 18164* | 18164-2 | 1/2"-1" | 2.24 | 1.34 | 0.62 | 1 | 10/120 | 19.3 |
| 18160 | 18160-4 | 1/2"-1" | 2.24 | 1.34 | 0.62 | 1 | 10/120 | 21.2 |

Polybag

| | | | | | | | | |
|-------|---------|---------|------|------|------|---|----|-----|
| 49160 | 49160-4 | 1/2"-1" | 2.24 | 1.34 | 0.62 | 1 | 25 | 4.1 |
|-------|---------|---------|------|------|------|---|----|-----|

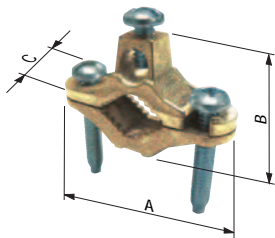
Boxed

| | | | | | | | | |
|---------|---------|---------|------|------|------|---|--------|------|
| 51308 | 51308-5 | 1/2"-1" | 2.24 | 1.34 | 0.62 | - | 25/250 | 37.5 |
| 51308B* | 91308-3 | 1/2"-1" | 2.24 | 1.34 | 0.62 | - | 25/250 | 39.2 |

* Brass plated ground clamps are not UL listed because plating is a material or color different from natural zinc.

Ground clamp

Abrazadera de tierra



Use:

Ground clamps are used to connect bare or insulated copper wire to copper or galvanized steel water pipe.

- For #10#2 AWG

Usa:

Las abrazaderas de tierra se utilizan para conectar el alambre de cobre pelado o aislado con el cobre o la pipa de agua de acero galvanizada.

- Para AWG #10#2

Materials / Materiales :

- Bronze / Bronce

Certification / Certificación :



Standards / Estándares :

- UL 467
- CSA C22.2 No. 41
- NEC Article 250

GROUND FITTINGS

| Catalog Number | UPC No 0-31857 | Trade Size | Nominal Dimensions | | | Pcs/ Unit | Ctn/Case Qty/Qty | Case Wt. |
|----------------|----------------|------------|--------------------|---|---|-----------|------------------|----------|
| | | | A | B | C | | | |

Polybag

| | | | | | | | | |
|--------|---------|---------|------|------|------|---|----|-----|
| 41309 | 41309-5 | 1/2"-1" | 2.28 | 1.48 | 0.64 | 1 | 20 | 3.8 |
| 41310* | 41310-1 | 1/2"-1" | 2.28 | 1.48 | 0.64 | 1 | 10 | 2.1 |
| 41311 | 41311-8 | 1/4"-2" | 3.59 | 2.15 | 0.75 | 1 | 10 | 4.3 |
| 41312* | 41312-5 | 1/4"-2" | 3.59 | 2.15 | 0.75 | 1 | 20 | 8.3 |

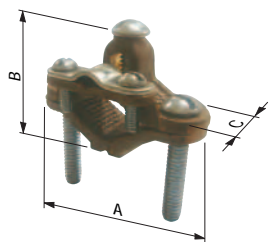
Boxed

| | | | | | | | | |
|--------|---------|------------|------|------|------|---|--------|------|
| 51309 | 51309-2 | 1/2"-1" | 2.28 | 1.48 | 0.64 | - | 25/250 | 48.7 |
| 51310* | 51310-8 | 1/2"-1" | 2.28 | 1.48 | 0.64 | - | 25/250 | 52.7 |
| 51311 | 51311-5 | 1/4"-2" | 3.59 | 2.15 | 0.75 | - | 10/100 | 46.7 |
| 51313 | 51313-9 | 2 1/2"- 4" | 3.59 | 2.15 | 0.75 | - | 4 | 4.33 |

* With Bronze Screws Suitable for Direct Burial.

Ground clamp

Abrazadera de tierra



Use:
Ground clamps are used to connect Armored Cable to copper or galvanized steel water pipe. Pressure bar grips Armored cable insulation to decrease chances of grounding conductor being pulled out.

- For #8#4 AWG

Uso:
Las abrazaderas de tierra se utilizan para conectar el cable armado con el cobre o la pipa de agua de acero galvanizada. Ejerza presión sobre el aislamiento armado del cable de los apretones de la barra para disminuir ocasiones de poner a tierra al conductor que es sacado.

- Para AWG #8#4

Materials / Materiales :

- Bronze / Bronce

Certification / Certificación :

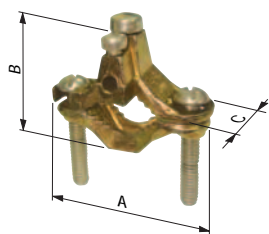
UL E88878 S LR57925

Standards / Estándares :

UL 467
CSA C22.2 No. 41
NEC Article 250

Ground clamp

Abrazadera de tierra



Use:
Ground clamps are used to connect Armored Ground Wire to copper or galvanized steel water pipe.

- For #8#6 AWG

Uso:
Las abrazaderas de tierra se utilizan para conectar el alambre de tierra armado con el cobre o la pipa de agua de acero galvanizada.

- Para AWG #8#6

Materials / Materiales :

- Zinc Die-Cast / El Cinc Fundió A troquel

GROUND FITTINGS

| Catalog Number | UPC No | Trade Size | Nominal Dimensions | | | Pcs/ Unit | Ctn/Case Qty/Qty | Case Wt. |
|----------------|--------|------------|--------------------|---|---|-----------|------------------|----------|
| | | | A | B | C | | | |

Carded

Polybag

| | | | | | | | | |
|--------|---------|---------|------|------|------|---|----|-----|
| 41409 | 41409-2 | 1/2"-1" | 2.25 | 1.34 | 0.99 | 1 | 20 | 4.9 |
| 41410* | 41410-8 | 1/2"-1" | 2.25 | 1.34 | 0.99 | 1 | 20 | 4.9 |

Boxed

| | | | | | | | | |
|-------|---------|---------|------|------|------|---|--------|------|
| 51409 | 51409-9 | 1/2"-1" | 2.25 | 1.34 | 0.99 | - | 10/100 | 21.9 |
|-------|---------|---------|------|------|------|---|--------|------|

*With Bronze Screw
Suitable for Direct Burial

GROUND FITTINGS

| Catalog Number | UPC No | Trade Size | Nominal Dimensions | | | Pcs/ Unit | Ctn/Case Qty/Qty | Case Wt. |
|----------------|--------|------------|--------------------|---|---|-----------|------------------|----------|
| | | | A | B | C | | | |

Carded

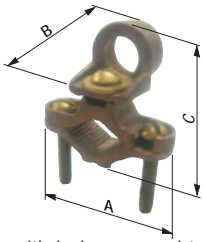
| | | | | | | | | |
|-------|---------|---------|------|-----|------|---|--------|------|
| 18166 | 18166-6 | 1/2"-1" | 2.24 | 1.5 | 0.62 | 1 | 10/120 | 20.1 |
|-------|---------|---------|------|-----|------|---|--------|------|

Boxed

| | | | | | | | | |
|-------|---------|---------|------|-----|------|---|--------|------|
| 51408 | 51408-2 | 1/2"-1" | 2.24 | 1.5 | 0.62 | - | 25/250 | 56.1 |
|-------|---------|---------|------|-----|------|---|--------|------|

Ground clamp with Hub

Abrazadera de tierra con el cubo



Use:

Ground clamps with hub are used to connect a ground wire in Rigid Conduit to copper or galvanized steel water pipe.

- 1/2" Threaded Hub Mounts to Rigid Conduit

Uso:

Las abrazaderas de tierra con el cubo se utilizan para conectar un alambre de tierra en conducto rígido con el cobre o la pipa de agua de acero galvanizada.

- el 1/2 "roscó los montajes del cubo al conducto rígido

Materials / Materiales :

- Bronze / Bronce

Certification / Certificación :



Standards / Estándares :

UL 467 CSA C22.2 No. 41
NEC Article 250

GROUND FITTINGS

| Catalog Number | UPC No | Trade Size | Nominal Dimensions | | | Pcs/ Unit | Ctn/Case Qty/Qty | Case Wt. |
|----------------|--------|------------|--------------------|---|---|-----------|------------------|----------|
| | | | A | B | C | | | |

Polybag

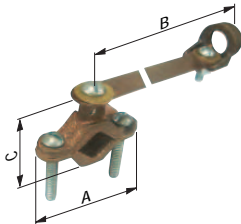
| | | | | | | | | |
|-------|---------|---------|------|------|------|---|----|-----|
| 44509 | 44509-6 | 1/2"-1" | 2.25 | 1.25 | 2.04 | 1 | 20 | 6.8 |
|-------|---------|---------|------|------|------|---|----|-----|

Boxed

| | | | | | | | | |
|-------|---------|---------|------|------|------|---|--------|------|
| 51509 | 51509-6 | 1/2"-1" | 2.25 | 1.25 | 2.04 | - | 10/100 | 33.3 |
|-------|---------|---------|------|------|------|---|--------|------|

Ground clamp with Strap

Abrazadera de tierra con la correa



Use:

Ground clamps with hub are used to connect a ground wire in Rigid Conduit to copper or galvanized steel water pipe.

- 7" Copper Strap Protects Conduit System from the Effects of Vibrations in Water System
- 1/2" Threaded Hub Mounts to Rigid Conduit

Uso:

Las abrazaderas de tierra con el cubo se utilizan para conectar un alambre de tierra en conducto rígido con el cobre o la pipa de agua de acero galvanizada.

- la correa de cobre del 7" protege el sistema del conducto contra los efectos de vibraciones en sistema del agua
- el 1/2 "roscó los montajes del cubo al conducto rígido

Materials / Materiales :

- Bronze Clamp and Hub / Abrazadera y cubo de bronce
- Coppe Strap/ Correa De Coppe

Certification / Certificación :



Standards / Estándares :

UL 467 CSA C22.2 No. 41
NEC Article 25

GROUND FITTINGS

| Catalog Number | UPC No | Trade Size | Nominal Dimensions | | | Pcs/ Unit | Ctn/Case Qty/Qty | Case Wt. |
|----------------|--------|------------|--------------------|---|---|-----------|------------------|----------|
| | | | A | B | C | | | |

Boxed

| | | | | | | | | |
|-------|---------|----------|------|------|------|---|----|-----|
| 51510 | 51510-2 | "1/2""-1 | 6.08 | 1.06 | 2.35 | - | 10 | 4.3 |
|-------|---------|----------|------|------|------|---|----|-----|


| | | | | | | | | |
|--|--|-----------|--|--|--|--|--|--|
| | | 1/2""HUB" | | | | | | |
|--|--|-----------|--|--|--|--|--|--|

| | | | | | | | | |
|-------|---------|----------|------|------|------|---|----|-----|
| 51511 | 51511-9 | "1/2""-1 | 6.08 | 1.27 | 2.55 | - | 10 | 5.3 |
|-------|---------|----------|------|------|------|---|----|-----|

| | | | | | | | | |
|--|--|----------|--|--|--|--|--|--|
| | | 3/4" HUB | | | | | | |
|--|--|----------|--|--|--|--|--|--|

Ground Strap

Tira de tierra



Use:

Ground straps are used to provide grounding points in a load center or other metal enclosure.

Uso:

Las tiras de conexión a tierra se utilizan para proporcionar puntos de conexión a tierra en un centro de carga o en otro recinto metálico.

Materials / Materiales :

- Copper / Cobre

GROUND FITTINGS

| Catalog Number | UPC No | Trade Size | Nominal Dimensions | | | Pcs/ Unit | Ctn/Case Qty/Qty | Case Wt. |
|----------------|--------|------------|--------------------|---|---|-----------|------------------|----------|
| | | | A | B | C | | | |

Boxed

| | | | | | | | |
|----------|---------|---------|------|------|---|----|-----|
| 02-51305 | 51305-4 | 1/2"-1" | 5.81 | 0.22 | - | 15 | 1.5 |
|----------|---------|---------|------|------|---|----|-----|

Ground Rod Clamps

Abrazaderas De tierra De Rod



Use:

Ground rod clamps are used to connect bare copper conductors directly to a driven ground rod.

- For 10 Sol - 2 Str
- Suitable for Direct Burial in Ground and Concrete

Uso:

Las tiras de conexión a tierra se utilizan para proporcionar puntos de conexión a tierra en un centro de carga o en otro recinto metálico.

- Para 10 Solenoides - Str 2
- Conveniente para el entierro directo en tierra y concreto

Materials / Materiales :

- Bronze / Bronce

Certification / Certificación :

UL E88878 LR57925

Standards / Estándares :

UL 467
CSA C22.2 No. 41
NEC Article 250

GROUND FITTINGS

| Catalog Number | UPC No | Trade Size | Nominal Dimensions | | | Pcs/ Unit | Ctn/Case Qty/Qty | Case Wt. |
|----------------|--------|------------|--------------------|---|---|-----------|------------------|----------|
| | | | A | B | C | | | |

Carded

| | | | | | | | | |
|-------|---------|------|------|------|------|---|--------|------|
| 18162 | 18162-8 | 1/2" | 0.76 | 0.65 | 1.20 | 1 | 10/120 | 12.1 |
| 18163 | 18163-5 | 5/8" | 0.90 | 0.61 | 1.34 | 1 | 10/120 | 15.3 |

Polybag

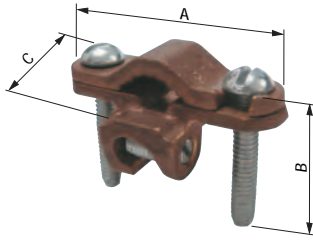
| | | | | | | | | |
|-------|---------|------|------|------|------|---|----|-----|
| 49162 | 49162-8 | 1/2" | 0.76 | 0.65 | 1.20 | 1 | 25 | 2.6 |
| 49163 | 49163-5 | 5/8" | 0.90 | 0.61 | 1.34 | 1 | 25 | 2.8 |
| 49164 | 49164-2 | 3/4" | 1.08 | 0.70 | 1.50 | 1 | 35 | 4.5 |

Boxed

| | | | | | | | | |
|-------|---------|------|------|------|------|---|--------|------|
| 56005 | 56005-8 | 1/2" | 0.76 | 0.65 | 1.20 | - | 25/250 | 23.5 |
| 56106 | 56106-2 | 5/8" | 0.90 | 0.61 | 1.34 | - | 25/250 | 25.4 |
| 56107 | 56107-9 | 3/4" | 1.08 | 0.70 | 1.50 | - | | |

Ground clamp with Lay-In Lug

Abrazadera de tierra con Poner-En el estirón



Use:

Ground clamps with lay-in lug are used to connect a ground wire in Rigid Conduit to copper or galvanized steel water pipe.

- Water Pipe Range : 1/2" - 1"
- Rebar Range: 3/8" - 1"
- Ground Rod Range : 1/2" - 1"
- Wire Range: #10 sol/str - #2 str

Uso:

Las abrazaderas de tierra con poner-en el estirón se utilizan para conectar un alambre de tierra en conducto rígido con el cobre o la pipa de agua de acero galvanizada.

- Gama De la Pipa De Agua: 1/2" - 1"
- Gama De Rebar: 3/8" - 1"
- Gama De tierra De Rod : 1/2" - 1"
- Gama Del Alambre: #10 sol/str - #2 str

Materials / Materiales :

- Bronze / Bronce

Certification / Certificación :

 E88878

US Patent no./ US Patente :

6,976,857 B1

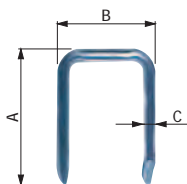
GROUND FITTINGS

| Catalog Number | UPC No | Trade Size | Nominal Dimensions | | | Pcs/ Unit | Ctn/Case Qty/Qty | Case Wt. |
|----------------|---------|------------|--------------------|------|------|-----------|------------------|----------|
| | | | A | B | C | | | |
| Polybag | | | | | | | | |
| 42309 | 42309-4 | 1/2"-1" | 2.28 | 1.51 | 0.96 | 1 | 20 | 4.5 |



Cable Staples

Grapas Del Cable



Use:

Cable staples are used to secure Nonmetallic Sheathed, Armored and Service Entrance Cables to wooden Structures.

Uso:

Las grapas para cables se utilizan para asegurar los cables con revestimiento no metálico, blindados y de entrada de servicio en estructuras de madera.

Materials / Materiales :

- Steel / Acero

Standards / Estándares :

NEC Article 336-15

ACCESSORIES

| Catalog Number | UPC No | Trade Size | Nominal Dimensions | | | Pcs/ Unit | Ctn/Case Qty/Qty | Case Wt. |
|----------------|--------|------------|--------------------|---|---|-----------|------------------|----------|
| | | | A | B | C | | | |

2 or 3# 14-10 Nonmetallic Cable


| | | | | | | | | |
|-------|---------|------|------|------|------|----------|--------|------|
| 18073 | 18073-7 | 1/2" | 1.20 | 0.77 | 0.10 | 25/card | 10/120 | 21.7 |
| 56048 | 56048-5 | 1/2" | 1.20 | 0.77 | 0.10 | 100/box | 20 | 11.9 |
| 56049 | 56049-2 | 1/2" | 1.20 | 0.77 | 0.10 | 500/box | 10 | 26.2 |
| 58048 | 58048-3 | 1/2" | 1.20 | 0.77 | 0.10 | 5000/bkt | 1 | 29.8 |

2or 3# 14-10 Armored Cable

| | | | | | | | | |
|-------|---------|------|------|------|------|----------|--------|------|
| 18074 | 18074-4 | 5/8" | 1.25 | 0.77 | 0.10 | 25/card | 10/120 | 29.5 |
| 56068 | 56068-3 | 5/8" | 1.25 | 0.77 | 0.10 | 100/box | 20 | 14.0 |
| 56069 | 56069-0 | 5/8" | 1.25 | 0.77 | 0.10 | 500/box | 10 | 33.3 |
| 58068 | 58068-1 | 5/8" | 1.25 | 0.77 | 0.10 | 4000/bkt | 1 | 22.6 |

Plastic Cable Staples

Grapas Plásticas Del Cable



Use:

Plastic cable staples are used to secure Nonmetallic Sheathed and Underground Feeder Cables to wooden Structures.

Uso:

Las grapas de plástico para cables se utilizan para asegurar los cables con revestimiento no metálico y los cables de alimentación subterráneos en estructuras de madera.

Materials / Materiales :

- Plastic / Plástico

Standards / Estándares :

NEC Article 336-15

ACCESSORIES

| Catalog Number | UPC No | Trade Size | Nominal Dimensions | | | Pcs/ Unit | Ctn/Case Qty/Qty | Case Wt. |
|----------------|--------|------------|--------------------|---|---|-----------|------------------|----------|
| | | | A | B | C | | | |

2#14-10 Nonmetallic Cable, 2#14-12 Underground Feeder Cable


| | | | | | | | | |
|-------|---------|------|------|------|------|---------|--------|------|
| 18606 | 18606-7 | 1/2" | 0.90 | 0.30 | 0.37 | 1/card | 10/120 | 16.8 |
| 52170 | 52170-7 | 1/2" | 0.90 | 0.30 | 0.37 | 50/box | 20 | 6.0 |
| 52160 | 52160-8 | 1/2" | 0.90 | 0.30 | 0.37 | 100/box | 10 | 5.4 |

3#14-10 Nonmetallic Cable, 2#10-8 Underground Feeder Cable

| | | | | | | | | |
|-------|---------|------|------|------|------|---------|------|------|
| 18607 | 18607-4 | 3/4" | 1.13 | 0.30 | 0.37 | 1/card | 5/60 | 24.1 |
| 56070 | 56070-6 | 3/4" | 1.13 | 0.30 | 0.37 | 50/box | 20 | 5.7 |
| 56050 | 56050-8 | 3/4" | 1.13 | 0.30 | 0.37 | 100/box | 10 | 5.4 |

Plastic Staples

Grapas Del Plástico



Use:
Plastic staples are used to secure telephone, audio, coaxial and other small diameter wires.

Uso:
Las grapas de plástico se utilizan para asegurar cables de teléfono, de audio, coaxiales y otros cables de diámetro pequeño.

Materials / Materiales :

- Plastic / Plástico

ACCESSORIES

| Catalog Number | UPC No | Trade Size | Nominal Dimensions | | | Pcs/ Unit | Ctn/Case Qty/Qty | Case Wt. |
|----------------|--------|------------|--------------------|---|---|-----------|------------------|----------|
| | | | A | B | C | | | |

For Telephone, Stereo, Bell and Flat Wires

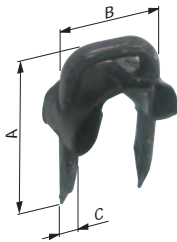
| | | | | | | | | |
|-------|---------|------|------|------|------|---------|--------|------|
| 18611 | 18611-1 | 1/8" | 0.53 | 0.23 | 0.27 | 1/card | 10/120 | 14.7 |
| 56080 | 56080-5 | 1/8" | 0.53 | 0.23 | 0.27 | 100/box | 20 | 4.8 |

For RG59 Coaxial Cable

| | | | | | | | | |
|-------|---------|------|------|------|------|---------|--------|------|
| 18612 | 18612-8 | 1/4" | 0.53 | 0.32 | 0.27 | 1/card | 10/120 | 15.1 |
| 56089 | 56089-8 | 1/4" | 0.53 | 0.32 | 0.27 | 100/box | 20 | 4.7 |

Fiber Insulated Staples

La Fibra Aisló Grapas



Use:
Fiber insulated staples are used to secure telephone, audio and other small diameter wires.

Uso:
Las grapas de plástico se utilizan para asegurar cables de teléfono, de audio, coaxiales y otros cables de diámetro pequeño.

Materials / Materiales :

- Steel / Acero

ACCESSORIES


| Catalog Number | UPC No | Trade Size | Nominal Dimensions | | | Pcs/ Unit | Ctn/Case Qty/Qty | Case Wt. |
|----------------|--------|------------|--------------------|---|---|-----------|------------------|----------|
| | | | A | B | C | | | |

For Telephone, Stereo, Bell and other flat Wires

| | | | | | | | | |
|----------|---------|-------|------|------|------|---------|--------|------|
| 18066 | 18066-9 | Brown | 0.66 | 0.38 | 0.06 | 1/card | 10/120 | 16.6 |
| 18067 | 08067-9 | White | 0.66 | 0.38 | 0.06 | 1/card | 10/120 | 16.6 |
| 02-18067 | 18067-6 | White | 0.66 | 0.38 | 0.06 | 40/card | 10/120 | 23.6 |

Solderless Terminal Lugs

Estirones Del Terminal De Solderless



Use:

Compression type couplings are used to join Solderless terminal lugs are used to connect wires to a metal enclosure.

- One Hole, Single Collar

Uso:

Las agarraderas para terminales sin soldadura se utilizan para conectar los cables a recintos metálicos.

- Un Agujero, Solo Collar

Materials / Materiales :

- Electrolytic Copper / Cobre Electrolítico

Standards / Estándares :


- UL 486A
- CSA C22.2 No. 65
- NEMA FB-1

ACCESSORIES

| Catalog Number | UPC No 0-31857 | Trade Size | Nominal Dimensions | | | Pcs/ Unit | Ctn/Case Qty/Qty | Case Wt. |
|----------------|----------------|------------|--------------------|------|------|-----------|------------------|----------|
| | | | A | B | C | | | |
| 18010 | 08010-5 | #10 -#14 | 0.31 | 0.47 | 0.15 | 2 | 10/120 | 11.9 |
| 02-18010 | 18010-2 | #10 -#14 | 0.31 | 0.47 | 0.15 | 2 | 10/120 | 13.9 |
| 18006 | 08006-8 | #6 -#14 | 0.38 | 0.69 | 0.21 | 2 | 10/120 | 13.9 |
| 02-18006 | 18006-5 | #6 -#14 | 0.38 | 0.69 | 0.21 | 2 | 10/120 | 15.9 |
| 02-18009 | 18009-6 | #2-#8 | 0.50 | 0.92 | 0.34 | 2 | 10/120 | 24.6 |
| 18005 | 08005-1 | #3/0-#4 | 0.76 | 1.45 | 0.54 | 1 | 10/120 | 30.1 |
| 02-18005 | 18005-8 | #3/0-#4 | 0.76 | 1.45 | 0.54 | 1 | 10/120 | 36.6 |
| 18007 | 08007-5 | #4/0-#2 | 1.00 | 1.74 | 0.57 | 1 | 10/120 | 36.2 |
| 02-18007 | 18007-2 | #4/0-#2 | 1.00 | 1.74 | 0.57 | 1 | 10/120 | 38.2 |

Knock-Out Seals

Sellos Del Golpe de gracia



Use:

Knock-out seals are used to close exposed holes in an outlet box or metal enclosure.

Uso:

Las selladuras para bocas se utilizan para cerrar los agujeros expuestos de una caja de distribución o de un recinto metálico.

Materials / Materiales :

- Steel / Acero

ACCESSORIES

| Catalog Number | UPC No 0-31857 | Trade Size | Nominal Dimensions | | | Pcs/ Unit | Ctn/Case Qty/Qty | Case Wt. |
|----------------|----------------|------------|--------------------|------|---|-----------|------------------|----------|
| | | | A | B | C | | | |
| Carded | | | | | | | | |
| 18150 | 18150-5 | 1/2" | 1.00 | 0.37 | | 4 | 10/120 | 15.4 |
| 18151 | 18151-2 | 3/4" | 1.17 | 0.40 | | 4 | 10/120 | 16.7 |
| 18152 | 18152-9 | 1" | 1.45 | 0.44 | | 4 | 10/120 | 12.8 |
| 18153 | 18153-6 | 1 1/4" | 1.85 | 0.40 | | 4 | 5/60 | 7.1 |
| 18154 | 18154-3 | 1 1/2" | 2.20 | 0.31 | | 4 | 5/60 | 7.1 |
| 18155 | 18155-0 | 2" | 2.64 | 0.38 | | 2 | 10/120 | 12.8 |

Polybag

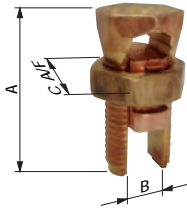
| | | | | | | | | |
|-------|---------|--------|------|------|--|---|-----|-----|
| 47150 | 47150-7 | 1/2" | 1.00 | 0.37 | | 1 | 100 | 2.1 |
| 49150 | 49150-5 | 1/2" | 1.00 | 0.37 | | 2 | 50 | 2.1 |
| 49151 | 49151-2 | 3/4" | 1.17 | 0.40 | | 1 | 50 | 1.6 |
| 44152 | 44152-4 | 1" | 1.45 | 0.44 | | 4 | 20 | 2.5 |
| 49152 | 49152-9 | 1" | 1.45 | 0.44 | | 1 | 25 | 1.9 |
| 44153 | 44153-1 | 1-1/4" | 1.85 | 0.40 | | 4 | 20 | 3.1 |
| 49153 | 49153-6 | 1-1/4" | 1.85 | 0.40 | | 1 | 25 | 1.4 |
| 44154 | 44154-8 | 1-1/2" | 2.20 | 0.31 | | 4 | 20 | 4.1 |
| 49154 | 49154-3 | 1-1/2" | 2.20 | 0.31 | | 1 | 25 | 1.7 |
| 44155 | 44155-5 | 2" | 2.64 | 0.38 | | 4 | 20 | 5.1 |
| 49155 | 49155-0 | 2" | 2.64 | 0.38 | | 1 | 25 | 2.1 |

Boxed

| | | | | | | | | |
|-------|---------|--------|------|------|--|---|----------|------|
| 51691 | 51691-8 | 1/2" | 1.00 | 0.37 | | - | 100/1000 | 31.9 |
| KO-50 | 61691-5 | 1/2" | 1.00 | 0.37 | | - | 100/500 | |
| 51692 | 51692-5 | 3/4" | 1.17 | 0.40 | | - | 100/1000 | 61.9 |
| KO-75 | 61692-2 | 3/4" | 1.17 | 0.40 | | - | 100/500 | |
| 51693 | 51693-2 | 1" | 1.45 | 0.44 | | - | 50/500 | 12.9 |
| 51694 | 51694-9 | 1-1/4" | 1.85 | 0.40 | | - | 50/500 | 16.7 |
| 51695 | 51695-6 | 1-1/2" | 2.20 | 0.31 | | - | 50/500 | 20.6 |
| 51696 | 51696-3 | 2" | 2.64 | 0.38 | | - | 10/100 | 6.9 |

Split Bolt Connectors

Conectores Partidos Del Perno



Use:

Split bolt connectors are used for tap and wire splicing on copper and copper weld conductors.

- Highly Resistant to Corrosion and Season Cracking

Uso:

Los conectores con pernos divididos se utilizan para empalmes de cables y de conectores roscados en conductores de cobre y soldados con cobre.

- Altamente resistente a agrietarse de la corrosión y de la estación

Materials / Materiales :

- Silicon Bronze / Bronce Del Silicio

Standards / Estándares :

UL 486A
CSA C22.2 No. 65
NEMA FB-1

ACCESSORIES

| Catalog Number | UPC No | Range of Equal Main and Tap | | Min Tap with 1 Max Main | Pcs/ Unit | Ctn/Case Qty/Qty | Case Wt. |
|----------------|--------|-----------------------------|-----|-------------------------|-----------|------------------|----------|
| | | Min | Max | | | | |


Carded

| | | | | | | | |
|-------|---------|--------|---------|--------|---|--------|------|
| 18808 | 18808-5 | 16 Str | 8 Str | 16 Str | 2 | 10/120 | 14.5 |
| 18806 | 18806-1 | 10 Sol | 6 Sol | 16 Sol | 2 | 10/120 | 18.7 |
| 18804 | 18804-7 | 8 Sol | 4 Sol | 16 Sol | 1 | 10/120 | 17.1 |
| 18802 | 18802-3 | 6 Sol | 2 Str | 14 Str | 1 | 10/120 | 22.2 |
| 18811 | 18811-5 | 4 Sol | 1/0 Str | 14 Sol | 1 | 10/120 | 25.3 |
| 18829 | 18829-0 | 2 Sol | 3/0 Str | 12 Sol | 1 | 10/120 | 39.2 |

| Nominal Dimensions | | |
|--------------------|------|------|
| A | B | C |
| 0.85 | 0.15 | 0.50 |
| 1.00 | 0.17 | 0.62 |
| 1.03 | 0.22 | 0.68 |
| 1.34 | 0.33 | 0.80 |
| 1.64 | 0.38 | 0.86 |
| 1.99 | 0.48 | 1.12 |

Split Bolt Connectors

Conectores Partidos Del Perno



Use:

Split bolt connectors are used for tap and wire splicing on copper to copper, copper to aluminum, aluminum to aluminum, steel to copper and steel to aluminum conductors.

- Highly Resistant to Corrosion and Season Cracking

Uso:

Los conectores con pernos divididos se utilizan para empalmes de cables y de conectores roscados en conductores de cobre a cobre, cobre a aluminio, aluminio a aluminio, acero a cobre y acero a aluminio.

- Altamente resistente a agrietarse de la corrosión y de la estación

Materials / Materiales :

- Silicon Bronze / Bronce Del Silicio

Finish / Final :

- Electro-tin plated / la Electro-lata plateó

Standards / Estándares :

UL 486B
CSA C22.2 No. 65
NEMA FB-1

ACCESSORIES

| Catalog Number | UPC No | Range of Equal Main and Tap | | Min Tap with 1 Max Main | Pcs/ Unit | Ctn/Case Qty/Qty | Case Wt. |
|----------------|--------|-----------------------------|-----|-------------------------|-----------|------------------|----------|
| | | Min | Max | | | | |


Carded

| | | | | | | | |
|--------|---------|--------|---------|--------|---|--------|-------|
| 18171* | 18171-0 | 16 Str | 8 Str | 16 Str | 2 | 10/120 | 16.46 |
| 18172 | 18172-7 | 14 Str | 8 Str | 14 Str | 2 | 10/120 | 22.37 |
| 18173 | 18173-4 | 10 Str | 6 Str | 10 Sol | 1 | 10/120 | 18.36 |
| 18174 | 18174-1 | 8 Sol | 3 Str | 8 Sol | 1 | 10/120 | 24.41 |
| 18175 | 18175-8 | 8 Sol | 2 Str | 8 Sol | 1 | 10/120 | 24.41 |
| 18176* | 18176-5 | 6 Sol | 1/0 Str | 10 Sol | 1 | 10/120 | 27.26 |
| 18177* | 18177-2 | 6 Str | 2/0 Str | 10 Sol | 1 | 10/120 | 36.66 |
| 18178* | 18178-9 | 4 Str | 3/0 Str | 6 Sol | 1 | 5/60 | 24.43 |
| 18179* | 18179-6 | 4 Str | 250MCM | 4 Str | 1 | 5/60 | 30.33 |

| Nominal Dimensions | | |
|--------------------|------|------|
| A | B | C |
| 0.85 | 0.15 | 0.50 |
| 1.00 | 0.17 | 0.62 |
| 1.26 | 0.22 | 0.68 |
| 1.55 | 0.33 | 0.80 |
| 1.55 | 0.33 | 0.80 |
| 1.64 | 0.38 | 0.86 |
| 1.83 | 0.42 | 0.99 |
| 2.00 | 0.48 | 1.13 |
| 2.32 | 0.58 | 1.32 |

Strain Relief Cord Connectors

Conectores De la Cuerda Del Retenedor De Cable



Use:
Strain relief cord connectors are used to connect S, SO, ST, SJ, SJO and SJT cord to a steel outlet box or metal enclosure.

- Rain-Tight

Uso:
Los conectores con cordón de liberación de tensión se utilizan para conectar cordones S, SO, ST, SJ, SJO y SJT a una caja de distribución de acero o a un recinto de metal.

- Lluvia-Apretado

Materials / Materiales :

- Zinc Die-Cast / El Cinc Fundió A troquel

Certification / Certificación :



Standards / Estándares :
UL 514B CSA C22.2 No. 18
NEMA FB-1 NEC Article 400

ACCESSORIES

| Catalog Number | UPC No 0-31857 | Trade Size | Cord Range | Nominal Dimensions | | | Pcs/ Unit | Ctn/Case Qty/Qty | Case Wt. |
|----------------|----------------|------------|------------|--------------------|---|---|-----------|------------------|----------|
| | | | | A | B | C | | | |

Polybag


| | | | | | | | | | |
|-------|---------|------|-----------|------|------|------|---|----|-----|
| 49210 | 49210-6 | 1/2" | .190-.260 | 1.19 | 0.26 | 0.38 | 1 | 10 | 1.2 |
| 49211 | 49211-3 | 1/2" | .260-.375 | 1.19 | 0.38 | 0.38 | 1 | 10 | 1.2 |
| 44211 | 44211-8 | 1/2" | .260-.375 | 1.19 | 0.38 | 0.38 | 2 | 20 | 4.0 |
| 49212 | 49212-0 | 1/2" | .375-.500 | 1.19 | 0.5 | 0.38 | 1 | 10 | 1.1 |
| 44212 | 44212-5 | 1/2" | .375-.500 | 1.19 | 0.5 | 0.38 | 2 | 20 | 3.9 |
| 49213 | 49213-7 | 3/4" | .440-.500 | 1.29 | 0.5 | 0.40 | 1 | 10 | 1.5 |
| 49214 | 49214-4 | 3/4" | .500-.625 | 1.29 | 0.63 | 0.40 | 1 | 10 | 1.4 |
| 49215 | 49215-1 | 3/4" | .625-.725 | 1.29 | 0.75 | 0.40 | 1 | 10 | 1.3 |

Boxed

| | | | | | | | | | |
|-------|---------|------|-----------|------|------|------|---|--------|------|
| 55200 | 55200-8 | 1/2" | .190-.260 | 1.19 | 0.26 | 0.38 | - | 25/250 | 44.9 |
| 55201 | 55201-5 | 1/2" | .260-.375 | 1.19 | 0.38 | 0.38 | - | 25/250 | 23.9 |
| 55202 | 55202-2 | 1/2" | .375-.500 | 1.19 | 0.5 | 0.38 | - | 25/250 | 23.0 |
| 55203 | 55203-9 | 3/4" | .440-.500 | 1.29 | 0.5 | 0.40 | - | 25/250 | 66.9 |
| 55204 | 55204-6 | 3/4" | .500-.625 | 1.29 | 0.63 | 0.40 | - | 25/250 | 67.2 |
| 55205 | 55205-3 | 3/4" | .625-.725 | 1.29 | 0.75 | 0.40 | - | 25/250 | 67.2 |

Beam Clamp

Abrazadera De la Viga



Use:
Beam clamps are used on a beam, girder or other similar structure to provide a mounting base for conduit hangers.

Uso:
Las abrazaderas para vigas se utilizan en vigas, en vigas de piso o en otras estructuras similares a fin de proporcionar una base para el montaje de los suspendedores de conductos.

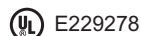
Materials / Materiales :

- Malleable Iron / Hierro Maleable

Finish / Final :

- Zinc Plated / Cinc Plateado

Certification / Certificación :



ACCESSORIES

| Catalog Number | UPC No 0-31857 | Hole Size | Jaw Opening | Pcs/ Unit | Ctn/Case Qty/Qty | Case Wt. |
|----------------|----------------|-----------|-------------|-----------|------------------|----------|
|----------------|----------------|-----------|-------------|-----------|------------------|----------|

Polybag

| | | | | | | |
|-------|---------|---------|--------|---|----|-------|
| 44004 | 44004-6 | 1/4- 20 | 13/16" | 2 | 20 | 9.33 |
| 49004 | 49004-1 | 1/4- 20 | 13/16" | 1 | 2 | 55.99 |


Boxed

| | | | | | | |
|-------|---------|---------|--------|--|--------|-------|
| 57004 | 57004-0 | 1/4- 20 | 13/16" | | 25/100 | 56.66 |
|-------|---------|---------|--------|--|--------|-------|

| Nominal Dimensions | | |
|--------------------|------|------|
| A | B | C |
| 1.39 | 1.42 | 1.00 |
| 1.39 | 1.42 | 1.00 |
| 1.39 | 1.42 | 1.00 |
| 1.56 | 1.50 | 1.30 |
| 2.12 | 2.00 | 1.90 |

Switch Box Supports

Cambie Las Ayudas De la Caja



Use:

Switch box supports are used to attach an outlet box in drywall where there are no means of attaching the box to a structure.

Uso:

Los soportes para cajas de interruptores se utilizan para sujetar una caja de distribución en el panel de yeso cuando no se puede sujetar la caja a una estructura.

Materials / Materiales :

- Steel / Acero

ACCESSORIES

| Catalog Number | UPC No | Trade Size | Nominal Dimensions | | | Pcs/ Unit | Ctn/Case Qty/Qty | Case Wt. |
|----------------|--------|------------|--------------------|---|---|-----------|------------------|----------|
| | | | A | B | C | | | |

Carded

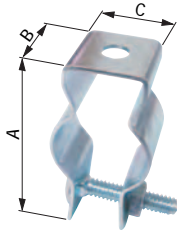
| | | | | | | | | |
|----------|---------|---|------|------|------|--------|--------|------|
| 18102 | 08102-7 | - | 5.12 | 2.25 | 0.02 | 1 pair | 50/500 | 33.5 |
| 02-18102 | 18102-4 | - | 5.12 | 2.25 | 0.02 | 1 pair | 2/100 | 3.5 |

Polybag

| | | | | | | | | |
|-------|---------|---|------|------|------|---|----|-----|
| 49882 | 49882-5 | - | 5.12 | 2.25 | 0.02 | 2 | 50 | 3.4 |
|-------|---------|---|------|------|------|---|----|-----|

Conduit Hangers

Suspensiones Del Conducto



Use:

Conduit hangers are used to secure and suspend EMT, Rigid, IMC and PVC Conduits from overhead supports.

- With Carriage Bolt and Nut Attached

Uso:

Los suspendedores de conductos se utilizan para fijar conductos EMT, rígidos, IMC y de PVC, y para suspenderlos de otros soportes superiores.

- Con el perno y la tuerca de carro unidos

Materials / Materiales :

- Stamped Steel / Acero Estampado

Finish/ Final :

- Zinc Plated / El Cinc Plateó

Certification / Certificación :

UL E229278

Standards / Estándares :

UL 2239

CSA C22.2 No. 18

ACCESSORIES

| Catalog Number | UPC No | Trade Size | Nominal Dimensions | | | Pcs/ Unit | Ctn/Case Qty/Qty | Case Wt. |
|----------------|--------|------------|--------------------|---|---|-----------|------------------|----------|
| | | | A | B | C | | | |

Polybag

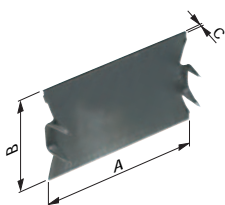
| | | | | | | | | |
|-------|---------|--------|------|------|------|---|----|-----|
| 44100 | 44100-5 | 1/2" | 1.95 | 0.75 | 0.70 | 5 | 20 | 7.9 |
| 49100 | 49100-0 | 1/2" | 1.95 | 0.75 | 0.70 | 1 | 50 | 4.2 |
| 44110 | 44110-4 | 3/4" | 2.21 | 0.75 | 0.82 | 5 | 20 | 8.8 |
| 49110 | 49110-9 | 3/4" | 2.21 | 0.75 | 0.82 | 1 | 30 | 2.9 |
| 44120 | 44120-3 | 1" | 2.53 | 0.86 | 0.93 | 2 | 20 | 4.5 |
| 49120 | 49120-8 | 1" | 2.53 | 0.86 | 0.93 | 1 | 20 | 2.4 |
| 44130 | 44130-2 | 1 1/4" | 2.72 | 0.86 | 0.98 | 2 | 20 | 5.3 |
| 49130 | 49130-7 | 1 1/4" | 2.72 | 0.86 | 0.98 | 1 | 25 | 3.4 |
| 44135 | 44135-7 | 1 1/4" | 3.01 | 0.86 | 1.03 | 2 | 20 | 4.9 |
| 49135 | 49135-2 | 1 1/4" | 3.01 | 0.86 | 1.03 | 1 | 20 | 2.6 |
| 44140 | 44140-1 | 1 1/2" | 3.31 | 0.96 | 1.10 | 2 | 20 | 7.1 |
| 49140 | 49140-6 | 1 1/2" | 3.31 | 0.96 | 1.10 | - | 20 | 4.1 |
| 44150 | 44150-0 | 2" | 4.05 | 0.96 | 1.12 | 2 | 20 | 8.5 |
| 49145 | 49145-1 | 2" | 4.05 | 0.96 | 1.12 | - | 20 | 4.7 |

Boxed

| | | | | | | | | |
|-------|---------|--------|------|------|------|---|--------|------|
| 52100 | 52100-4 | 1/2" | 1.95 | 0.75 | 0.70 | - | 50/500 | 38.6 |
| 52110 | 52110-3 | 3/4" | 2.21 | 0.75 | 0.82 | - | 100 | 8.3 |
| 52120 | 52120-2 | 1" | 2.53 | 0.86 | 0.93 | - | 100 | 10.0 |
| 52130 | 52130-1 | 1 1/4" | 2.72 | 0.86 | 0.98 | - | 100 | 12.2 |
| 52135 | 52135-6 | 1 1/4" | 3.01 | 0.86 | 1.03 | - | 100 | 13.5 |
| 52140 | 52140-0 | 1 1/2" | 3.31 | 0.96 | 1.10 | - | 100 | 18.9 |
| 52150 | 52150-9 | 2" | 4.05 | 0.96 | 1.12 | - | 50 | 10.7 |
| 52155 | 52155-4 | 2 1/2" | 4.60 | 1.18 | 1.25 | - | 25 | 7.5 |
| 52156 | 52156-1 | 3" | 5.31 | 1.18 | 1.25 | - | 10 | 4.6 |

Nail Plate

Placa Del Clavo



Use:

Safety plates are used to protect cable insulation from nail punctures in wooden structures.

Uso:

Las placas de seguridad se utilizan para proteger el aislamiento de los cables contra las perforaciones provocadas por los clavos en estructuras de madera.

Materials / Materiales :

- Steel / Acero

Standards / Estándares :

NEC Article 300-4

ACCESSORIES

| Catalog Number | UPC No | Trade Size | Nominal Dimensions | | | Pcs/ Unit | Ctn/Case Qty/Qty | Case Wt. |
|----------------|---------|------------|--------------------|-----|-------|-----------|------------------|----------|
| | | | A | B | C | | | |
| Carded | | | | | | | | |
| 18711 | 08711-1 | - | 2.5 | 1.5 | 0.062 | 2 | 10/120 | 23.4 |
| Polybag | | | | | | | | |
| 02-18711 | 18711-8 | - | 2.5 | 1.5 | 0.062 | 2 | 10 | 1.8 |
| 49711 | 49711-8 | - | 2.5 | 1.5 | 0.062 | 2 | 20 | 3.6 |
| Boxed | | | | | | | | |
| 56053 | 56053-9 | - | 2.5 | 1.5 | 0.062 | - | 50/500 | 56.01 |
| SP-50 | 66053-6 | - | 2.5 | 1.5 | 0.062 | 50 | 5/50 | 15.98 |
| SP-10* | 96052-0 | - | 2.5 | 1.5 | 0.062 | 10 | 10 | 7.3 |

Ground Screw

Tornillo De tierra



Use:

Ground screws are used to ground a wiring device to a switch or outlet box.

- 1/2" Long
- Binding Head

Uso:

Los tornillos de conexión a tierra se utilizan para conectar a tierra un dispositivo para cableado a un interruptor o a una caja de distribución.

- 1/2 "largo
- Cabeza Obligatoria

Materials / Materiales :

- Steel / Acero

Finish / Final :


- Zinc Plated With Green Irridate / Cinc Plateado Con Irridate Verde

ACCESSORIES

| Catalog Number | UPC No | Trade Size | Nominal Dimensions | | | Pcs/ Unit | Ctn/Case Qty/Qty | Case Wt. |
|----------------|---------|------------|--------------------|------|------|-----------|------------------|----------|
| | | | A | B | C | | | |
| Boxed | | | | | | | | |
| 58887 | 58887-8 | #10/32 | 0.37 | 0.41 | 0.31 | 100 | 6/60 | 34.0 |

Ground Clip

Clip De tierra



Use:
Ground clips are used to attach a ground wire to the side wall of a switch or outlet box.

Uso:
Las abrazaderas de conexión a tierra se utilizan para sujetar un cable de conexión a tierra a la pared lateral de una caja de interruptores o de distribución.

Materials / Materiales :

- Steel / Acero

Finish / Final :


- Green / Verde

ACCESSORIES

| Catalog Number | UPC No | Trade Size | Nominal Dimensions | | | Pcs/ Unit | Ctn/Case Qty/Qty | Case Wt. |
|----------------|---------|------------|--------------------|------|------|-----------|------------------|----------|
| | | | A | B | C | | | |
| Carded | | | | | | | | |
| 18886 | 18886-3 | | 0.67 | 0.40 | 0.32 | 6 | 10/120 | 11.4 |
| Polybag | | | | | | | | |
| 49886 | 49886-3 | | 0.67 | 0.40 | 0.32 | 2 | 50 | 0.9 |
| Boxed | | | | | | | | |
| 58886 | 58886-1 | #14-#12 | 0.67 | 0.40 | 0.32 | 100 | 1/10 | 5.3 |

Fixture Locknut

Tuerca de fijación Del Accesorio



Use:
Fixture locknuts are used to secure a light fixture canopy.

- Square
- Heavy Duty

Uso:
Las contratuercas para accesorios se utilizan para asegurar una tapa para techo de un accesorio de iluminación.

- Cuadrado
- Resistente

Materials / Materiales :


- Steel / Acero

ACCESSORIES

| Catalog Number | UPC No | Trade Size | Nominal Dimensions | | | Pcs/ Unit | Ctn/Case Qty/Qty | Case Wt. |
|----------------|---------|------------|--------------------|------|---|-----------|------------------|----------|
| | | | A | B | C | | | |
| Polybag | | | | | | | | |
| 49099 | 49099-7 | 3/8" | 1.04 | 0.17 | | 2 | 50 | 4.1 |
| Boxed | | | | | | | | |
| 55100 | 55100-1 | 3/8" | 1.04 | 0.17 | | - | 100/1000 | 31.3 |

Fixture Extension

Extensión Del Accesorio



Use:
Fixture extensions are used to extend a light fixture canopy in a deep mounted box.

Uso:
Las extensiones para accesorios se utilizan para extender las tapas para techo de los accesorios de iluminación en cajas que están colocadas muy adentro.

Materials / Materiales :

- Zinc Die-Cast / Cinc Fundido A troquel

ACCESSORIES

| Catalog Number | UPC No | Trade Size | Nominal Dimensions | | | Pcs/ Unit | Ctn/Case Qty/Qty | Case Wt. |
|----------------|---------|------------|--------------------|------|------|-----------|------------------|----------|
| | | | A | B | C | | | |
| Boxed | | | | | | | | |
| 57001 | 57001-9 | 1 3/8" | 1.35 | 0.83 | 0.80 | - | 100/1000 | 41.9 |

Ground Wire

Alambre De tierra



Use:

Ground wires are used to ground a wiring device to a switch or outlet box.

- #12 AWG Bare Wire
- Captive Screw

Uso:

Los cables de conexión a tierra se utilizan para conectar a tierra un dispositivo para cableado a un interruptor o a una caja de distribución.

- Alambre Pelado del AWG #12
- Tornillo Prisionero

Materials / Materiales :


- Copper / Cobre

ACCESSORIES

| Catalog Number | UPC No | Trade Size | Nominal Dimensions | | | Pcs/ Unit | Ctn/Case Qty/Qty | Case Wt. |
|----------------|---------|------------|--------------------|---|---|-----------|------------------|----------|
| | | | A | B | C | | | |
| Carded | | | | | | | | |
| 18100 | 18100-0 | - | | | | 2 | 10 | 13.6 |
| Polybag | | | | | | | | |
| 49888 | 49888-7 | - | | | | 1 | 50 | 5.4 |
| Boxed | | | | | | | | |
| 58888 | 58888-5 | - | | | | - | 100/1000 | 23.8 |

Knock-Out Bushing

Buje Removable



Use:

Knock-out bushings are used to bush knockout openings in outlet box, switch box or other enclosures.

- One piece Molded construction to snap in place

Uso:

Los bujes de la maravilla se utilizan a las aberturas del golpe de gracia del arbusto en caja del enchufe, caja del interruptor u otros recintos.

- Construcción moldeada de una pieza a encajarse a presión en lugar

Materials / Materiales :

- Plastic / Plástico


ACCESSORIES

| Catalog Number | UPC No | Trade Size | Nominal Dimensions | | | Pcs/ Unit | Ctn/Case Qty/Qty | Case Wt. |
|----------------|---------|------------|--------------------|------|---|-----------|------------------|----------|
| | | | A | B | C | | | |
| Polybag | | | | | | | | |
| 49391 | 49391-2 | 1/2" | 0.90 | 0.40 | | 1 | 75 | 1.0 |
| 49392 | 49392-9 | 3/4" | 1.20 | 0.40 | | 1 | 50 | 0.8 |
| 49393 | 49393-6 | 1" | 1.45 | 0.40 | | 1 | 50 | 1.0 |
| 49394 | 49394-3 | 1 1/4" | 1.75 | 0.40 | | 1 | 25 | 0.8 |
| 49395 | 49395-0 | 1 1/2" | 2.10 | 0.40 | | 1 | 25 | 0.8 |
| 49396 | 49396-7 | 2" | 2.70 | 0.70 | | 1 | 25 | 1.0 |

WEATHERPROOF PRODUCTS

Outlet Box With Three 1/2" Holes

Caja De Salida Tres Agujeros 12.7 mm



Note:

Includes plugs, ground screw and mounting hardware.

Nota:

Incluye los enchufes, el tornillo de tierra y el hardware de montaje.

Materials / Materiales :

• Aluminum Die-Cast / Aluminio Fundido A troquel

Certification / Certificación :

UL E121488 SF LR57925

Standards / Estándares :

UL 514A
CSA C22.2 No.18.1-04

| Catalog Number | UPC No | Color | Nominal Dimensions | | | Shelf Pack | Master Pack | Case Wt. |
|----------------|--------|-------|--------------------|---|---|------------|-------------|----------|
| | | | A | B | C | | | |

Shrink Pack


| | | | | | | | | |
|---------|---------|--------|------|------|------|----|----|------|
| 14250 | 14250-6 | Gray | 4.50 | 2.80 | 2.00 | 16 | 16 | 9.47 |
| 14250BK | 24250-3 | Black | 4.50 | 2.80 | 2.00 | 16 | 16 | 9.19 |
| 14250BR | 34250-0 | Bronze | 4.50 | 2.80 | 2.00 | 16 | 16 | 9.19 |
| 14250WH | 64250-1 | White | 4.50 | 2.80 | 2.00 | 16 | 16 | 9.19 |

Carded

| | | | | | | | | |
|---------|---------|--------|------|------|------|---|---|------|
| 16250 | 16250-4 | Gray | 4.50 | 2.80 | 2.00 | - | 6 | 4.01 |
| 16250BR | 36250-8 | Bronze | 4.50 | 2.80 | 2.00 | - | 6 | 3.66 |
| 16250WH | 66250-9 | White | 4.50 | 2.80 | 2.00 | - | 6 | 3.71 |

Outlet Box With Four 1/2" Holes

Caja De Salida Cuatro Agujeros 12.7 mm



Note:

Includes plugs, ground screw and mounting hardware.

Nota:

Incluye los enchufes, el tornillo de tierra y el hardware de montaje.

Materials / Materiales :

• Aluminum Die-Cast / Aluminio Fundido A troquel

Certification / Certificación :

UL E121488 SF LR57925

Standards / Estándares :

UL 514A
CSA C22.2 No.18.1-04

| Catalog Number | UPC No | Color | Nominal Dimensions | | | Shelf Pack | Master Pack | Case Wt. |
|----------------|--------|-------|--------------------|---|---|------------|-------------|----------|
| | | | A | B | C | | | |

Shrink Pack


| | | | | | | | | |
|---------|---------|--------|------|------|------|----|----|-------|
| 14251 | 14251-3 | Gray | 4.50 | 2.80 | 2.00 | 10 | 10 | 10.21 |
| 14251BR | 34251-7 | Bronze | 4.50 | 2.80 | 2.00 | 10 | 10 | 6.28 |
| 14251WH | 64251-8 | White | 4.50 | 2.80 | 2.00 | 10 | 10 | 6.28 |

Carded

| | | | | | | | | |
|-------|---------|------|------|------|------|---|---|------|
| 16251 | 16251-1 | Gray | 4.50 | 2.80 | 2.00 | - | 6 | 4.21 |
|-------|---------|------|------|------|------|---|---|------|

Outlet Box With Five 1/2" Holes

Caja De Salida Cinco Agujeros 12.7 mm



Note:

Includes plugs, ground screw and mounting hardware.

Nota:

Incluye los enchufes, el tornillo de tierra y el hardware de montaje.

Materials / Materiales :

• Aluminum Die-Cast / Aluminio Fundido A troquel

Certification / Certificación :

UL E121488 SPS LR57925


Standards / Estándares :

UL 514A
CSA C22.2 No.18.1-04

| Catalog Number | UPC No | Color | Nominal Dimensions | | | Shelf Pack | Master Pack | Case Wt. |
|--------------------|---------|-------|--------------------|------|------|------------|-------------|----------|
| | | | A | B | C | | | |
| Shrink Pack | | | | | | | | |
| 14251-5 | 42515-9 | Gray | 4.50 | 2.80 | 2.00 | 16 | 16 | 10.25 |

Deep Outlet Box With Three 1/2" Holes

Profunda Caja De Salida Tres Agujeros 12.7 mm



Note:

Includes plugs, ground screw and mounting hardware.

Nota:

Incluye los enchufes, el tornillo de tierra y el hardware de montaje.

Materials / Materiales :

• Aluminum Die-Cast / Aluminio Fundido A troquel

Certification / Certificación :

UL E121488 SPS LR57925


Standards / Estándares :

UL 514A
CSA C22.2 No.18.1-04

| Catalog Number | UPC No | Color | Nominal Dimensions | | | Shelf Pack | Master Pack | Case Wt. |
|--------------------|---------|--------|--------------------|------|------|------------|-------------|----------|
| | | | A | B | C | | | |
| Shrink Pack | | | | | | | | |
| 14255 | 14255-1 | Gray | 4.50 | 2.80 | 2.70 | 10 | 10 | 7.90 |
| 14255BR | 34255-5 | Bronze | 4.50 | 2.80 | 2.70 | 6 | 6 | 4.67 |
| 14255WH | 64255-6 | White | 4.50 | 2.80 | 2.70 | 6 | 6 | 4.41 |

Outlet Box With Five 1/2" Holes

Caja De Salida Cinco Agujeros 12.7 mm



Note:

Includes plugs, ground screw and mounting hardware.

Nota:

Incluye los enchufes, el tornillo de tierra y el hardware de montaje.

Materials / Materiales :

• Aluminum Die-Cast / Aluminio Fundido A troquel

Certification / Certificación :

UL E121488 SPS LR57925

Standards / Estándares :

UL 514A

CSA C22.2 No.18.1-04

| Catalog Number | UPC No | Color | Nominal Dimensions | | | Shelf Pack | Master Pack | Case Wt. |
|--------------------|---------|--------|--------------------|------|------|------------|-------------|----------|
| | | | A | B | C | | | |
| Shrink Pack | | | | | | | | |
| 14251-5X | 42516-6 | Gray | 4.50 | 2.80 | 2.00 | 16 | 16 | 10.80 |
| 14251-5XBR | 42517-3 | Bronze | 4.50 | 2.80 | 2.00 | 10 | 10 | 6.70 |
| 14251-5XWH | 42518-0 | White | 4.50 | 2.80 | 2.00 | 10 | 10 | 6.70 |

Outlet Box With Three 3/4" Holes

Caja De Salida Tres Agujeros 19 mm



Note:

Includes plugs, ground screw and mounting hardware.

Nota:

Incluye los enchufes, el tornillo de tierra y el hardware de montaje.

Materials / Materiales :

• Aluminum Die-Cast / Aluminio Fundido A troquel

Certification / Certificación :

UL E121488 SP LR57925

Standards / Estándares :

UL 514A
CSA C22.2 No.18.1-04

| Catalog Number | UPC No | Color | Nominal Dimensions | | | Shelf Pack | Master Pack | Case Wt. |
|----------------|--------|-------|--------------------|---|---|------------|-------------|----------|
| | | | A | B | C | | | |

Shrink Pack


| | | | | | | | | |
|---------|---------|--------|------|------|------|----|----|------|
| 14252 | 14252-0 | Gray | 4.50 | 2.80 | 2.00 | 16 | 16 | 9.72 |
| 14252BR | 34252-4 | Bronze | 4.50 | 2.80 | 2.00 | 10 | 10 | 5.85 |
| 14252WH | 64252-5 | White | 4.50 | 2.80 | 2.00 | 10 | 10 | 5.85 |

Carded

| | | | | | | | | |
|-------|---------|------|------|------|------|---|---|------|
| 16252 | 16252-8 | Gray | 4.50 | 2.80 | 2.00 | - | 6 | 4.02 |
|-------|---------|------|------|------|------|---|---|------|

Outlet Box With Four 3/4" Holes

Caja De Salida Cuatro Agujeros 19 mm



Note:

Includes plugs, ground screw and mounting hardware.

Nota:

Incluye los enchufes, el tornillo de tierra y el hardware de montaje.

Materials / Materiales :

• Aluminum Die-Cast / Aluminio Fundido A troquel

Certification / Certificación :

UL E121488 SP LR57925

Standards / Estándares :

UL 514A
CSA C22.2 No.18.1-04

| Catalog Number | UPC No | Color | Nominal Dimensions | | | Shelf Pack | Master Pack | Case Wt. |
|----------------|--------|-------|--------------------|---|---|------------|-------------|----------|
| | | | A | B | C | | | |

Shrink Pack


| | | | | | | | | |
|---------|---------|--------|------|------|------|----|----|------|
| 14253 | 14253-7 | Gray | 4.50 | 2.80 | 2.00 | 16 | 16 | 9.82 |
| 14253BR | 34253-1 | Bronze | 4.50 | 2.80 | 2.00 | 10 | 10 | 5.74 |
| 14253WH | 64253-2 | White | 4.50 | 2.80 | 2.00 | 10 | 10 | 5.77 |

Carded

| | | | | | | | | |
|-------|---------|------|------|------|------|---|---|------|
| 16253 | 16253-5 | Gray | 4.50 | 2.80 | 2.00 | - | 6 | 4.00 |
|-------|---------|------|------|------|------|---|---|------|

Outlet Box With Five 3/4" Holes

Caja De Salida Cinco Agujeros 19 mm



Note:

Includes plugs, ground screw and mounting hardware.

Nota:

Incluye los enchufes, el tornillo de tierra y el hardware de montaje.

Materials / Materiales :

• Aluminum Die-Cast / Aluminio Fundido A troquel

Certification / Certificación :

UL E121488 SFB LR57925

Standards / Estándares :

UL 514A
CSA C22.2 No.18.1-04


| Catalog Number | UPC No | Color | Nominal Dimensions | | | Shelf Pack | Master Pack | Case Wt. |
|----------------|--------|-------|--------------------|---|---|------------|-------------|----------|
| | | | A | B | C | | | |

Shrink Pack

| | | | | | | | | |
|---------|---------|------|------|------|------|----|----|------|
| 14253-5 | 42535-7 | Gray | 4.50 | 2.80 | 2.00 | 16 | 16 | 9.89 |
|---------|---------|------|------|------|------|----|----|------|

Deep Outlet Box With Three 3/4" Holes

Profunda Caja De Salida Tres Agujeros 19 mm



Note:

Includes plugs, ground screw and mounting hardware.

Nota:

Incluye los enchufes, el tornillo de tierra y el hardware de montaje.

Materials / Materiales :

• Aluminum Die-Cast / Aluminio Fundido A troquel

Certification / Certificación :

UL E121488 SFB LR57925

Standards / Estándares :

UL 514A
CSA C22.2 No.18.1-04


| Catalog Number | UPC No | Color | Nominal Dimensions | | | Shelf Pack | Master Pack | Case Wt. |
|----------------|--------|-------|--------------------|---|---|------------|-------------|----------|
| | | | A | B | C | | | |

Shrink Pack

| | | | | | | | | |
|---------|---------|--------|------|------|------|----|----|------|
| 14256 | 14256-8 | Gray | 4.50 | 2.80 | 2.70 | 10 | 10 | 7.52 |
| 14256BR | 34256-2 | Bronze | 4.50 | 2.80 | 2.70 | 6 | 6 | 4.41 |
| 14256WH | 64256-3 | White | 4.50 | 2.80 | 2.70 | 6 | 6 | 4.41 |

Outlet Box With Five 3/4" Holes

Caja De Salida Cinco Agujeros 19 mm



| Catalog Number | UPC No | Color | Nominal Dimensions | | | Shelf Pack | Master Pack | Case Wt. |
|--------------------|---------|-------|--------------------|------|------|------------|-------------|----------|
| | | | A | B | C | | | |
| Shrink Pack | | | | | | | | |
| 14252-5X | 42526-5 | Gray | 4.50 | 2.80 | 2.00 | 16 | 16 | 10.19 |

Note:

Includes plugs, ground screw and mounting hardware.

Nota:

Incluye los enchufes, el tornillo de tierra y el hardware de montaje.

Materials / Materiales :

• Aluminum Die-Cast / Aluminio Fundido A troquel

Certification / Certificación :

UL E121488 SPS LR57925


Standards / Estándares :

UL 514A

CSA C22.2 No.18.1-04

Deep Outlet Box With Three 1" Holes

Profunda Caja De Salida Tres Agujeros 25.4 mm



| Catalog Number | UPC No | Color | Nominal Dimensions | | | Shelf Pack | Master Pack | Case Wt. |
|--------------------|---------|-------|--------------------|------|------|------------|-------------|----------|
| | | | A | B | C | | | |
| Shrink Pack | | | | | | | | |
| 14257 | 14257-5 | Gray | 4.50 | 2.80 | 2.70 | 6 | 6 | 4.88 |

Note:

Includes plugs, ground screw and mounting hardware.

Nota:

Incluye los enchufes, el tornillo de tierra y el hardware de montaje.

Materials / Materiales :

- Aluminum Die-Cast / Aluminio Fundido A troquel

Certification / Certificación :

UL E121488 SPS LR57925


Standards / Estándares :

UL 514A

CSA C22.2 No.18.1-04

Outlet Box With Three 1/2" Holes

Caja De Salida Tres Agujeros 12.7 mm



Note:

Includes plugs, ground screw and mounting hardware.

Nota:

Incluye los enchufes, el tornillo de tierra y el hardware de montaje.

Materials / Materiales :

• Aluminum Die-Cast / Aluminio Fundido A troquel

Certification / Certificación :

UL E121488 SPS LR57925


Standards / Estándares :

UL 514A
CSA C22.2 No.18.1-04

| Catalog Number | UPC No | Color | Nominal Dimensions | | | Shelf Pack | Master Pack | Case Wt. |
|--------------------|---------|-------|--------------------|------|------|------------|-------------|----------|
| | | | A | B | C | | | |
| Shrink Pack | | | | | | | | |
| 14350 | 14350-3 | Gray | 4.50 | 4.50 | 2.10 | 9 | 9 | 8.87 |
| Carded | | | | | | | | |
| 16350 | 16350-1 | Gray | 4.50 | 4.50 | 2.10 | - | 6 | 6.59 |

Outlet Box With Four 1/2" Holes

Caja De Salida Cuatro Agujeros 12.7 mm



Note:

Includes plugs, ground screw and mounting hardware.

Nota:

Incluye los enchufes, el tornillo de tierra y el hardware de montaje.

Materials / Materiales :

• Aluminum Die-Cast / Aluminio Fundido A troquel

Certification / Certificación :

UL E121488 SPS LR57925


Standards / Estándares :

UL 514A
CSA C22.2 No.18.1-04

| Catalog Number | UPC No | Color | Nominal Dimensions | | | Shelf Pack | Master Pack | Case Wt. |
|--------------------|---------|--------|--------------------|------|------|------------|-------------|----------|
| | | | A | B | C | | | |
| Shrink Pack | | | | | | | | |
| 14351 | 14351-0 | Gray | 4.50 | 4.50 | 2.10 | 9 | 9 | 9.12 |
| 14351BR | 34351-4 | Bronze | 4.50 | 4.50 | 2.10 | 6 | 6 | 6.04 |
| 14351WH | 64351-5 | White | 4.50 | 4.50 | 2.10 | 6 | 6 | 6.04 |
| Carded | | | | | | | | |
| 16351 | 16351-8 | Gray | 4.50 | 4.50 | 2.10 | - | 6 | 6.75 |

Outlet Box With Five 1/2" Holes

Caja De Salida Cinco Agujeros 12.7 mm



Note:

Includes plugs, ground screw and mounting hardware.

Nota:

Incluye los enchufes, el tornillo de tierra y el hardware de montaje.

Materials / Materiales :

• Aluminum Die-Cast / Aluminio Fundido A troquel

Certification / Certificación :

UL E121488 SPS LR57925

Standards / Estándares :

UL 514A
CSA C22.2 No.18.1-04


| Catalog Number | UPC No | Color | Nominal Dimensions | | | Shelf Pack | Master Pack | Case Wt. |
|----------------|--------|-------|--------------------|---|---|------------|-------------|----------|
| | | | A | B | C | | | |

Shrink Pack

| | | | | | | | | |
|---------|---------|------|------|------|------|---|---|------|
| 14351-5 | 43515-8 | Gray | 4.50 | 4.50 | 2.10 | 9 | 9 | 9.30 |
|---------|---------|------|------|------|------|---|---|------|

Outlet Box With Seven 1/2" Holes

Caja De Salida Siete Agujeros 12.7 mm



Note:

Includes plugs, ground screw and mounting hardware.

Nota:

Incluye los enchufes, el tornillo de tierra y el hardware de montaje.

Materials / Materiales :

• Aluminum Die-Cast / Aluminio Fundido A troquel

Certification / Certificación :

UL E121488 SPS LR57925

Standards / Estándares :

UL 514A
CSA C22.2 No.18.1-04


| Catalog Number | UPC No | Color | Nominal Dimensions | | | Shelf Pack | Master Pack | Case Wt. |
|----------------|--------|-------|--------------------|---|---|------------|-------------|----------|
| | | | A | B | C | | | |

Shrink Pack

| | | | | | | | | |
|---------|---------|------|------|------|------|---|---|------|
| 14351-7 | 73517-3 | Gray | 4.50 | 4.50 | 2.10 | 9 | 9 | 9.30 |
|---------|---------|------|------|------|------|---|---|------|

Outlet Box With Three 3/4" Holes

Caja De Salida Tres Agujeros 19 mm



Note:

Includes plugs, ground screw and mounting hardware.

Nota:

Incluye los enchufes, el tornillo de tierra y el hardware de montaje.

Materials / Materiales :

• Aluminum Die-Cast / Aluminio Fundido A troquel

Certification / Certificación :

UL E121488 SF LR57925


Standards / Estándares :

UL 514A
CSA C22.2 No.18.1-04

| Catalog Number | UPC No | Color | Nominal Dimensions | | | Shelf Pack | Master Pack | Case Wt. |
|--------------------|---------|-------|--------------------|------|------|------------|-------------|----------|
| | | | A | B | C | | | |
| Shrink Pack | | | | | | | | |
| 14352 | 14352-7 | Gray | 4.50 | 4.50 | 2.10 | 9 | 9 | 8.67 |

Outlet Box With Four 3/4" Holes

Caja De Salida Cuatro Agujeros 19 mm



Note:

Includes plugs, ground screw and mounting hardware.

Nota:

Incluye los enchufes, el tornillo de tierra y el hardware de montaje.

Materials / Materiales :

• Aluminum Die-Cast / Aluminio Fundido A troquel

Certification / Certificación :

UL E121488 SF LR57925


Standards / Estándares :

UL 514A
CSA C22.2 No.18.1-04

| Catalog Number | UPC No | Color | Nominal Dimensions | | | Shelf Pack | Master Pack | Case Wt. |
|--------------------|---------|--------|--------------------|------|------|------------|-------------|----------|
| | | | A | B | C | | | |
| Shrink Pack | | | | | | | | |
| 14353 | 14353-4 | Gray | 4.50 | 4.50 | 2.10 | 9 | 9 | 8.73 |
| 14353BR | 34353-8 | Bronze | 4.50 | 4.50 | 2.10 | 6 | 6 | 5.51 |
| 14353WH | 64353-9 | White | 4.50 | 4.50 | 2.10 | 6 | 6 | 5.65 |

Outlet Box With Five 3/4" Holes

Caja De Salida Cinco Agujeros 19 mm



Note:

Includes plugs, ground screw and mounting hardware.

Nota:

Incluye los enchufes, el tornillo de tierra y el hardware de montaje.

Materials / Materiales :

• Aluminum Die-Cast / Aluminio Fundido A troquel

Certification / Certificación :

UL E121488 SF LR57925

Standards / Estándares :

UL 514A
CSA C22.2 No.18.1-04

| Catalog Number | UPC No | Color | Nominal Dimensions | | | Shelf Pack | Master Pack | Case Wt. |
|----------------|--------|-------|--------------------|---|---|------------|-------------|----------|
| | | | A | B | C | | | |

Shrink Pack


| | | | | | | | | |
|---------|---------|------|------|------|------|---|---|------|
| 14353-5 | 43535-6 | Gray | 4.50 | 4.50 | 2.10 | 9 | 9 | 8.65 |
|---------|---------|------|------|------|------|---|---|------|

Carded

| | | | | | | | | |
|-------|---------|------|------|------|------|---|---|------|
| 16350 | 16350-1 | Gray | 4.50 | 4.50 | 2.10 | - | 6 | 6.59 |
|-------|---------|------|------|------|------|---|---|------|

Outlet Box With Five 3/4" Holes

Caja De Salida Cinco Agujeros 19 mm



Note:

Includes plugs, ground screw and mounting hardware.

Nota:

Incluye los enchufes, el tornillo de tierra y el hardware de montaje.

Materials / Materiales :

• Aluminum Die-Cast / Aluminio Fundido A troquel

Certification / Certificación :

UL E121488 SF LR57925

Standards / Estándares :

UL 514A
CSA C22.2 No.18.1-04


| Catalog Number | UPC No | Color | Nominal Dimensions | | | Shelf Pack | Master Pack | Case Wt. |
|----------------|--------|-------|--------------------|---|---|------------|-------------|----------|
| | | | A | B | C | | | |

Shrink Pack

| | | | | | | | | |
|----------|---------|------|------|------|------|----|----|------|
| 14352-5X | 43526-4 | Gray | 4.50 | 4.50 | 2.10 | 10 | 10 | 8.82 |
|----------|---------|------|------|------|------|----|----|------|

Outlet Box With Three 1" Holes

Caja De Salida Tres Agujeros 25.4 mm



Note:

Includes plugs, ground screw and mounting hardware.

Nota:

Incluye los enchufes, el tornillo de tierra y el hardware de montaje.

Materials / Materiales :

• Aluminum Die-Cast / Aluminio Fundido A troquel

Certification / Certificación :

UL E121488 SF LR57925

Standards / Estándares :


UL 514A

CSA C22.2 No.18.1-04

| Catalog Number | UPC No | Color | Nominal Dimensions | | | Shelf Pack | Master Pack | Case Wt. |
|--------------------|---------|-------|--------------------|------|------|------------|-------------|----------|
| | | | A | B | C | | | |
| Shrink Pack | | | | | | | | |
| 14357 | 14357-2 | Gray | 4.50 | 4.50 | 2.10 | 12 | 12 | 11.12 |

Round Box With Five 1/2" Holes

Caja redonda De Salida Cinco Agujeros 12.7 mm



Note:

Includes plugs, ground screw and mounting hardware.

Nota:

Incluye los enchufes, el tornillo de tierra y el hardware de montaje.

Materials / Materiales :

• Aluminum Die-Cast / Aluminio Fundido A troquel

Certification / Certificación :

UL E121488 SF LR57925

Standards / Estándares :

UL 514A

CSA C22.2 No.18.1-04

| Catalog Number | UPC No | Color | Nominal Dimensions | | | Shelf Pack | Master Pack | Case Wt. |
|----------------|--------|-------|--------------------|---|---|------------|-------------|----------|
| | | | A | B | C | | | |

Shrink Pack


| | | | | | | | | |
|----------|---------|--------|------|------|------|----|----|------|
| 143854 | 14385-5 | Gray | 5.50 | 4.20 | 1.60 | 13 | 13 | 7.93 |
| 143854BK | 24385-2 | Black | 5.50 | 4.20 | 1.60 | 13 | 13 | 7.44 |
| 143854BR | 34385-9 | Bronze | 5.50 | 4.20 | 1.60 | 13 | 13 | 7.44 |
| 143854WH | 64385-0 | White | 5.50 | 4.20 | 1.60 | 13 | 13 | 7.39 |

Carded

| | | | | | | | | |
|----------|---------|--------|------|------|------|---|---|------|
| 163854 | 16385-3 | Gray | 5.50 | 4.20 | 1.60 | - | 6 | 4.34 |
| 163854BR | 36385-7 | Bronze | 5.50 | 4.20 | 1.60 | - | 6 | 4.26 |
| 163854WH | 66385-8 | White | 5.50 | 4.20 | 1.60 | - | 6 | 4.30 |

Round Box With Five 3/4" Holes

Caja redonda De Salida Cinco Agujeros 19 mm



Note:

Includes plugs, ground screw and mounting hardware.

Nota:

Incluye los enchufes, el tornillo de tierra y el hardware de montaje.

Materials / Materiales :

• Aluminum Die-Cast / Aluminio Fundido A troquel

Certification / Certificación :

UL E121488 SF LR57925

Standards / Estándares :

UL 514A

CSA C22.2 No.18.1-04

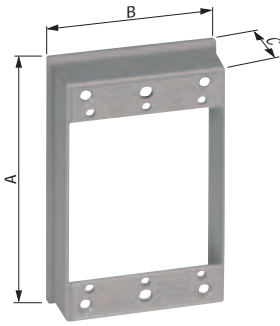
| Catalog Number | UPC No | Color | Nominal Dimensions | | | Shelf Pack | Master Pack | Case Wt. |
|----------------|--------|-------|--------------------|---|---|------------|-------------|----------|
| | | | A | B | C | | | |

Shrink Pack

| | | | | | | | | |
|-------------|---------|--------|------|------|------|----|----|------|
| 143854-75 | 43857-9 | Gray | 5.50 | 4.20 | 1.60 | 13 | 13 | 8.33 |
| 143854-75BR | 43858-6 | Bronze | 5.50 | 4.20 | 1.60 | 8 | 8 | 4.73 |
| 143854-75WH | 43859-3 | White | 5.50 | 4.20 | 1.60 | 8 | 8 | 4.82 |

Extension Ring

Anillo de extensión



Note:

Includes Mounting hardware.

Nota:

Incluye Hardware de montaje.

Materials / Materiales :

• Aluminum Die-Cast / Aluminio Fundido A troquel

Certification / Certificación :

UL E121488 SP LR57925

Standards / Estándares :

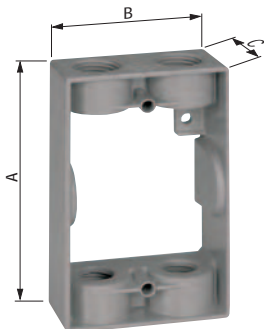
UL 514A

CSA C22.2 No.18.1-04

| Catalog Number | UPC No | Color | Nominal Dimensions | | | Shelf Pack | Master Pack | Case Wt. |
|--------------------|---------|-------|--------------------|------|------|------------|-------------|----------|
| | | | A | B | C | | | |
| Shrink Pack | | | | | | | | |
| 14223 | 14223-0 | Gray | 4.72 | 2.96 | 1.03 | 12 | 12 | 3.06 |
| Carded | | | | | | | | |
| 16223 | 16223-8 | Gray | 4.72 | 2.96 | 1.03 | - | 6 | 1.28 |

Extension Ring With Four 1/2" Holes

Anillo del extensión de cuatro agujeros 12.7 mm



Note:

Includes plugs, ground screw and mounting hardware.

Nota:

Incluye los enchufes, el tornillo de tierra y el hardware de montaje.

Materials / Materiales :

• Aluminum Die-Cast / Aluminio Fundido A troquel

Certification / Certificación :

UL E121488 SP LR57925

Standards / Estándares :

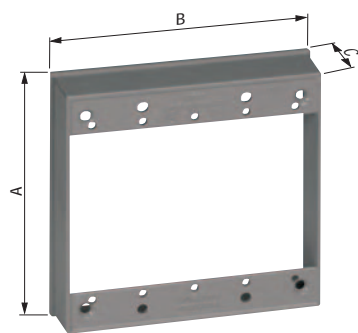
UL 514A

CSA C22.2 No.18.1-04

| Catalog Number | UPC No | Color | Nominal Dimensions | | | Shelf Pack | Master Pack | Case Wt. |
|--------------------|---------|--------|--------------------|------|------|------------|-------------|----------|
| | | | A | B | C | | | |
| Shrink Pack | | | | | | | | |
| 14233 | 14233-9 | Gray | 4.57 | 2.87 | 1.32 | 10 | 10 | 4.95 |
| 14233BR | 34233-3 | Bronze | 4.57 | 2.87 | 1.32 | 5 | 5 | 2.10 |
| 14233WH | 64233-4 | White | 4.57 | 2.87 | 1.32 | 5 | 5 | 2.10 |

Two Gang Extension Ring

Anillo De la Extensión De Dos Cuadrillas



Note:

Includes Mounting hardware.

Nota:

Incluye Hardware de montaje.

Materials / Materiales :

• Aluminum Die-Cast / Aluminio Fundido A troquel

Certification / Certificación :

UL E121488 SF LR57925

Standards / Estándares :

UL 514A

CSA C22.2 No.18.1-04

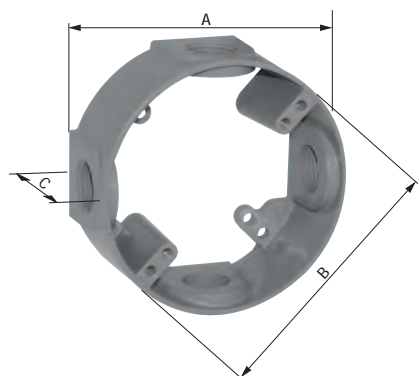
| Catalog Number | UPC No | Color | Nominal Dimensions | | | Shelf Pack | Master Pack | Case Wt. |
|----------------|--------|-------|--------------------|---|---|------------|-------------|----------|
| | | | A | B | C | | | |

Shrink Pack

| | | | | | | | | |
|-------|---------|------|------|------|------|---|---|------|
| 14323 | 14323-7 | Gray | 4.67 | 4.67 | 1.03 | 6 | 6 | 2.11 |
|-------|---------|------|------|------|------|---|---|------|

Round Extension Ring With Four 1/2" Holes

Anillo Redondo De la Extensión Con Cuatro Agujeros Del 1/2"



Note:

Includes plugs, ground screw and mounting hardware.

Nota:

Incluye los enchufes, el tornillo de tierra y el hardware de montaje.

Materials / Materiales :

• Aluminum Die-Cast / Aluminio Fundido A troquel

Certification / Certificación :

UL E121488

Standards / Estándares :

UL 514A

CSA C22.2 No.18.1-04


| Catalog Number | UPC No | Color | Nominal Dimensions | | | Shelf Pack | Master Pack | Case Wt. |
|----------------|--------|-------|--------------------|----|---|------------|-------------|----------|
| | | | A | ØB | C | | | |

Shrink Pack

| | | | | | | | | |
|---------|---------|--------|------|------|------|---|---|------|
| 14236 | 14236-0 | Gray | 4.20 | 4.20 | 1.62 | 8 | 8 | 4.33 |
| 14236BR | 34236-4 | Bronze | 4.20 | 4.20 | 1.62 | 8 | 8 | 4.33 |
| 14236WH | 64236-5 | White | 4.20 | 4.20 | 1.62 | 8 | 8 | 4.10 |

Vertical Duplex Receptacle Cover

Cubierta A dos caras Vertical Del Receptáculo



Note:

Includes gasket and screws.

Nota:

Incluye la junta y los tornillos.

Materials / Materiales :

• Aluminum Die-Cast / Aluminio Fundido A troquel

Certification / Certificación :

UL E121488 SP LR57925

Standards / Estándares :

UL 514D

CSA C22.2 No. 42.1


| Catalog Number | UPC No | Color | Nominal Dimensions | | | Shelf Pack | Master Pack | Case Wt. |
|----------------|--------|-------|--------------------|---|---|------------|-------------|----------|
| | | | A | B | C | | | |

Shrink Pack

| | | | | | | | | |
|---------|---------|--------|------|------|--|----|----|------|
| 14246 | 14246-9 | Gray | 4.57 | 2.83 | | 20 | 20 | 8.87 |
| 14246BK | 24246-6 | Black | 4.57 | 2.83 | | 10 | 10 | 4.49 |
| 14246BR | 34246-3 | Bronze | 4.57 | 2.83 | | 10 | 10 | 4.49 |
| 14246WH | 64246-4 | White | 4.57 | 2.83 | | 10 | 10 | 4.49 |

Horizontal Duplex Receptacle Cover

Cubierta A dos caras Horizontal Del Receptáculo



Note:

Includes gasket and screws.

Nota:

Incluye la junta y los tornillos.

Materials / Materiales :

• Aluminum Die-Cast / Aluminio Fundido A troquel

Certification / Certificación :

UL E121488 SP LR57925

Standards / Estándares :

UL 514D

CSA C22.2 No. 42.1

| Catalog Number | UPC No | Color | Nominal Dimensions | | | Shelf Pack | Master Pack | Case Wt. |
|----------------|--------|-------|--------------------|---|---|------------|-------------|----------|
| | | | A | B | C | | | |

Shrink Pack


| | | | | | | | | |
|---------|---------|--------|------|------|--|----|----|------|
| 14245 | 14245-2 | Gray | 4.57 | 2.83 | | 20 | 20 | 4.20 |
| 14245BK | 24245-9 | Black | 4.57 | 2.83 | | 20 | 20 | 4.20 |
| 14245BR | 34245-6 | Bronze | 4.57 | 2.83 | | 20 | 20 | 4.20 |
| 14245WH | 64245-7 | White | 4.57 | 2.83 | | 20 | 20 | 4.20 |

Carded

| | | | | | | | | |
|---------|---------|--------|------|------|--|---|---|------|
| 16245 | 16245-0 | Gray | 4.57 | 2.83 | | - | 6 | 3.10 |
| 16245BR | 36245-4 | Bronze | 4.57 | 2.83 | | - | 6 | 2.60 |
| 16245WH | 66245-5 | White | 4.57 | 2.83 | | | 6 | 2.85 |

Vertical GFCI Cover

Cubierta Vertical de GFCI



Note:
Includes gasket and screws.

Nota:
Incluye la junta y los tornillos.

Materials / Materiales :
• Aluminum Die-Cast / Aluminio Fundido A troquel

Certification / Certificación :

UL E121488 SP LR57925

Standards / Estándares :

UL 514D
CSA C22.2 No. 42.1

| Catalog Number | UPC No | Color | Nominal Dimensions | | | Shelf Pack | Master Pack | Case Wt. |
|----------------|--------|-------|--------------------|---|---|------------|-------------|----------|
| | | | A | B | C | | | |

Shrink Pack


| | | | | | | | | |
|---------|---------|--------|------|------|--|----|----|------|
| 14248 | 14248-3 | Gray | 4.57 | 2.83 | | 20 | 20 | 4.81 |
| 14248BK | 24248-0 | Black | 4.57 | 2.83 | | 10 | 10 | 2.46 |
| 14248BR | 34248-7 | Bronze | 4.57 | 2.83 | | 10 | 10 | 2.46 |
| 14248WH | 64248-8 | White | 4.57 | 2.83 | | 10 | 10 | 2.46 |

Carded

| | | | | | | | | |
|---------|---------|--------|------|------|--|---|---|------|
| 16248 | 16248-1 | Gray | 4.57 | 2.83 | | - | 6 | 2.93 |
| 16248BR | 36248-5 | Bronze | 4.57 | 2.83 | | - | 6 | 3.13 |
| 16248WH | 66248-6 | White | 4.57 | 2.83 | | - | 6 | 2.95 |

Horizontal GFCI Cover

Cubierta Horizontal de GFCI



Note:
Includes gasket and screws.

Nota:
Incluye la junta y los tornillos.

Materials / Materiales :
• Aluminum Die-Cast / Aluminio Fundido A troquel

Certification / Certificación :

UL E121488 SP LR57925

Standards / Estándares :

UL 514D
CSA C22.2 No. 42.1

| Catalog Number | UPC No | Color | Nominal Dimensions | | | Shelf Pack | Master Pack | Case Wt. |
|----------------|--------|-------|--------------------|---|---|------------|-------------|----------|
| | | | A | B | C | | | |

Shrink Pack


| | | | | | | | | |
|---------|---------|--------|------|------|--|----|----|------|
| 14249 | 14249-0 | Gray | 4.57 | 2.83 | | 20 | 20 | 4.79 |
| 14249BK | 24249-7 | Black | 4.57 | 2.83 | | 10 | 10 | 2.45 |
| 14249BR | 34249-4 | Bronze | 4.57 | 2.83 | | 10 | 10 | 2.45 |
| 14249WH | 64249-5 | White | 4.57 | 2.83 | | 10 | 10 | 2.45 |

Carded

| | | | | | | | | |
|---------|---------|--------|------|------|--|---|---|------|
| 16249 | 16249-8 | Gray | 4.57 | 2.83 | | - | 6 | 2.89 |
| 16249BR | 36249-2 | Bronze | 4.57 | 2.83 | | - | 6 | 2.91 |
| 16249WH | 66249-3 | White | 4.57 | 2.83 | | - | 6 | 3.13 |

Toggle Cover

Cubierta De palanca



Note:

Includes gasket and screws.

Nota:

Incluye la junta y los tornillos.

Materials / Materiales :

- Aluminum Die-Cast / Aluminio Fundido A troquel

Certification / Certificación :

UL E121488 SP LR57925

Standards / Estándares :

UL 514D

CSA C22.2 No. 42.1

| Catalog Number | UPC No 0-31857 | Color | Nominal Dimensions | | | Shelf Pack | Master Pack | Case Wt. |
|----------------|----------------|-------|--------------------|---|---|------------|-------------|----------|
| | | | A | B | C | | | |

Shrink Pack


| | | | | | | | | |
|---------|---------|--------|------|------|--|----|----|------|
| 14217 | 14217-9 | Gray | 4.57 | 2.83 | | 12 | 12 | 2.61 |
| 14217BR | 34217-3 | Bronze | 4.57 | 2.83 | | 7 | 7 | 1.75 |
| 14217WH | 64217-4 | White | 4.57 | 2.83 | | 7 | 7 | 1.24 |

Carded

| | | | | | | | | |
|---------|---------|--------|------|------|--|---|---|------|
| 16217 | 16217-7 | Gray | 4.57 | 2.83 | | - | 6 | 1.65 |
| 16216BR | 36216-4 | Bronze | 4.57 | 2.83 | | - | 6 | 1.65 |
| 16216WH | 66216-5 | White | 4.57 | 2.83 | | - | 6 | 1.65 |

30 / 50 Amp Receptacle Cover

Cubierta Del Receptáculo De 30/50 Amperios



Note:

Includes gasket and screws.

Nota:

Incluye la junta y los tornillos.

Materials / Materiales :

- Aluminum Die-Cast / Aluminio Fundido A troquel

Certification / Certificación :

UL E121488 SP LR57925

Standards / Estándares :

UL 514D

CSA C22.2 No. 42.1

| Catalog Number | UPC No 0-31857 | Color | Nominal Dimensions | | | Shelf Pack | Master Pack | Case Wt. |
|----------------|----------------|-------|--------------------|---|---|------------|-------------|----------|
| | | | A | B | C | | | |

Shrink Pack


| | | | | | | | | |
|---------|---------|--------|------|------|--|----|----|------|
| 14244 | 14244-5 | Gray | 4.57 | 2.83 | | 20 | 20 | 8.34 |
| 14244BR | 34244-9 | Bronze | 4.57 | 2.83 | | 10 | 10 | 4.51 |
| 14244WH | 64244-0 | White | 4.57 | 2.83 | | 10 | 10 | 4.64 |

Carded

| | | | | | | | | |
|-------|---------|------|------|------|--|---|---|------|
| 16244 | 16244-3 | Gray | 4.57 | 2.83 | | - | 6 | 2.98 |
|-------|---------|------|------|------|--|---|---|------|

20 Amp Twistlock Cover

Cubierta De 20 Amperios Twistlock



Note:

Includes gasket and screws.

Nota:

Incluye la junta y los tornillos.

Materials / Materiales :

• Aluminum Die-Cast / Aluminio Fundido A troquel

Certification / Certificación :

UL E121488 SP LR57925

Standards / Estándares :

UL 514D

CSA C22.2 No. 42.1


| Catalog Number | UPC No | Color | Nominal Dimensions | | | Shelf Pack | Master Pack | Case Wt. |
|----------------|--------|-------|--------------------|---|---|------------|-------------|----------|
| | | | A | B | C | | | |

Shrink Pack

| | | | | | | | | |
|-------|---------|------|------|------|--|----|----|------|
| 14243 | 14243-8 | Gray | 4.57 | 2.83 | | 10 | 10 | 6.25 |
|-------|---------|------|------|------|--|----|----|------|

Single Receptacle Cover

Sola Cubierta Del Receptáculo



Note:

Includes gasket and screws.

Nota:

Incluye la junta y los tornillos.

Materials / Materiales :

• Aluminum Die-Cast / Aluminio Fundido A troquel

Certification / Certificación :

UL E121488 SP LR57925

Standards / Estándares :

UL 514D

CSA C22.2 No. 42.1

| Catalog Number | UPC No | Color | Nominal Dimensions | | | Shelf Pack | Master Pack | Case Wt. |
|----------------|--------|-------|--------------------|---|---|------------|-------------|----------|
| | | | A | B | C | | | |

Shrink Pack


| | | | | | | | | |
|---------|---------|--------|------|------|--|----|----|------|
| 14224 | 14224-7 | Gray | 4.57 | 2.83 | | 15 | 15 | 5.72 |
| 14224BR | 34224-1 | Bronze | 4.57 | 2.83 | | 8 | 8 | 3.21 |
| 14224WH | 64224-2 | White | 4.57 | 2.83 | | 8 | 8 | 3.07 |

Carded

| | | | | | | | | |
|-------|---------|------|------|------|--|---|---|------|
| 16224 | 16224-5 | Gray | 4.57 | 2.83 | | - | 6 | 2.73 |
|-------|---------|------|------|------|--|---|---|------|

Duplex Receptacle Cover

Cubierta A dos caras Del Receptáculo



Note:

Includes gasket and screws.

Nota:

Incluye la junta y los tornillos.

Materials / Materiales :

• Zinc Die-Cast / El Cinc Fundió A troquel

Certification / Certificación :

UL E121488 SP LR57925

Standards / Estándares :

UL 514D

CSA C22.2 No. 42.1

| Catalog Number | UPC No 0-31857 | Color | Nominal Dimensions | | | Shelf Pack | Master Pack | Case Wt. |
|----------------|----------------|-------|--------------------|---|---|------------|-------------|----------|
| | | | A | B | C | | | |

Shrink Pack


| | | | | | | | | |
|---------|---------|--------|------|------|--|---|---|------|
| 14345 | 14345-9 | Gray | 4.55 | 4.55 | | 8 | 8 | 5.20 |
| 14345BR | 34345-3 | Bronze | 4.55 | 4.55 | | 8 | 8 | 5.14 |
| 14345WH | 64345-4 | White | 4.55 | 4.55 | | 8 | 8 | 5.18 |

Carded

| | | | | | | | | |
|-------|---------|------|------|------|--|---|---|------|
| 16345 | 16345-7 | Gray | 4.55 | 4.55 | | - | 6 | 5.34 |
|-------|---------|------|------|------|--|---|---|------|

Duplex / GFCI Cover

Cubierta Del Duplex/GFCI



Note:

Includes gasket and screws.

Nota:

Incluye la junta y los tornillos.

Materials / Materiales :

• Zinc Die-Cast / El Cinc Fundió A troquel

Certification / Certificación :

UL E121488 SP LR57925

Standards / Estándares :

UL 514D

CSA C22.2 No. 42.1

| Catalog Number | UPC No 0-31857 | Color | Nominal Dimensions | | | Shelf Pack | Master Pack | Case Wt. |
|----------------|----------------|-------|--------------------|---|---|------------|-------------|----------|
| | | | A | B | C | | | |

Shrink Pack


| | | | | | | | | |
|---------|---------|--------|------|------|--|---|---|------|
| 14347 | 14347-3 | Gray | 4.55 | 4.55 | | 8 | 8 | 5.07 |
| 14347BR | 34347-7 | Bronze | 4.55 | 4.55 | | 8 | 8 | 5.12 |
| 14347WH | 64347-8 | White | 4.55 | 4.55 | | 8 | 8 | 5.23 |

Carded

| | | | | | | | | |
|-------|---------|------|------|------|--|---|---|------|
| 16347 | 16347-1 | Gray | 4.55 | 4.55 | | - | 6 | 4.15 |
|-------|---------|------|------|------|--|---|---|------|

GFCI Cover

Cubierta de GFCI



Note:

Includes gasket and screws.

Nota:

Incluye la junta y los tornillos.

Materials / Materiales :

• Zinc Die-Cast / El Cinc Fundió A troquel

Certification / Certificación :

UL E121488 SP LR57925

Standards / Estándares :

UL 514D

CSA C22.2 No. 42.1

| Catalog Number | UPC No | Color | Nominal Dimensions | | | Shelf Pack | Master Pack | Case Wt. |
|----------------|--------|-------|--------------------|---|---|------------|-------------|----------|
| | | | A | B | C | | | |

Shrink Pack


| | | | | | | | | |
|-------|---------|------|------|------|--|---|---|------|
| 14348 | 14348-0 | Gray | 4.55 | 4.55 | | 8 | 8 | 5.14 |
|-------|---------|------|------|------|--|---|---|------|

Carded

| | | | | | | | | |
|-------|---------|------|------|------|--|---|---|------|
| 16348 | 16348-8 | Gray | 4.55 | 4.55 | | - | 6 | 4.42 |
|-------|---------|------|------|------|--|---|---|------|

Single Receptacle / Duplex Cover

Sola Cubierta Del Receptáculo/Del Duplex



Note:

Includes gasket and screws.

Nota:

Incluye la junta y los tornillos.

Materials / Materiales :

• Zinc Die-Cast / El Cinc Fundió A troquel

Certification / Certificación :

UL E121488 SP LR57925

Standards / Estándares :

UL 514D

CSA C22.2 No. 42.1


| Catalog Number | UPC No | Color | Nominal Dimensions | | | Shelf Pack | Master Pack | Case Wt. |
|----------------|--------|-------|--------------------|---|---|------------|-------------|----------|
| | | | A | B | C | | | |

Shrink Pack

| | | | | | | | | |
|-------|---------|------|------|------|--|---|---|------|
| 14346 | 14346-6 | Gray | 4.55 | 4.55 | | 8 | 8 | 5.55 |
|-------|---------|------|------|------|--|---|---|------|

Single Receptacle Cover

Sola Cubierta Del Receptáculo



Note:

Includes gasket and screws.

Nota:

Incluye la junta y los tornillos.

Materials / Materiales :

• Zinc Die-Cast / El Cinc Fundió A troquel

Certification / Certificación :

UL E121488 SP LR57925

Standards / Estándares :

UL 514D

CSA C22.2 No. 42.1


| Catalog Number | UPC No | Color | Nominal Dimensions | | | Shelf Pack | Master Pack | Case Wt. |
|----------------|--------|-------|--------------------|---|---|------------|-------------|----------|
| | | | A | B | C | | | |

Shrink Pack

| | | | | | | | | |
|-------|---------|------|------|------|--|---|---|------|
| 14324 | 14324-4 | Gray | 4.55 | 4.55 | | 8 | 8 | 4.80 |
|-------|---------|------|------|------|--|---|---|------|

Toggle Switch / GFCI Cover

Cubierta Del Interruptor a palanca/GFCI



Note:

Includes gasket and screws.

Nota:

Incluye la junta y los tornillos.

Materials / Materiales :

• Zinc Die-Cast / El Cinc Fundió A troquel

Certification / Certificación :

UL E121488 SP LR57925

Standards / Estándares :

UL 514D

CSA C22.2 No. 42.1


| Catalog Number | UPC No | Color | Nominal Dimensions | | | Shelf Pack | Master Pack | Case Wt. |
|----------------|--------|-------|--------------------|---|---|------------|-------------|----------|
| | | | A | B | C | | | |

Shrink Pack

| | | | | | | | | |
|-------|---------|------|------|------|--|---|---|------|
| 14344 | 14344-2 | Gray | 4.55 | 4.55 | | 8 | 8 | 4.28 |
|-------|---------|------|------|------|--|---|---|------|

Toggle Switch Cover

Cubierta Del Interruptor a palanca



Note:

Includes gasket and screws.

Nota:

Incluye la junta y los tornillos.

Materials / Materiales :

- Zinc Die-Cast / El Cinc Fundió A troquel

Certification / Certificación :

UL E121488 SP LR57925

Standards / Estándares :

UL 514D

CSA C22.2 No. 42.1


| Catalog Number | UPC No | Color | Nominal Dimensions | | | Shelf Pack | Master Pack | Case Wt. |
|----------------|--------|-------|--------------------|---|---|------------|-------------|----------|
| | | | A | B | C | | | |

Shrink Pack

| | | | | | | | | |
|---------|---------|--------|------|------|--|---|---|------|
| 14349 | 14349-7 | Gray | 4.55 | 4.55 | | 8 | 8 | 5.60 |
| 14349BR | 34349-1 | Bronze | 4.55 | 4.55 | | 8 | 8 | 5.69 |
| 14349WH | 64349-2 | White | 4.55 | 4.55 | | 8 | 8 | 5.80 |

20-50 Amp Outlet Cover

20-50 Cubierta Del Enchufe Del Amperio



Note:

Includes gasket and screws.

Nota:

Incluye la junta y los tornillos.

Materials / Materiales :

- Zinc Die-Cast / El Cinc Fundió A troquel

Certification / Certificación :

UL E121488 SP LR57925

Standards / Estándares :

UL 514D

CSA C22.2 No. 42.1

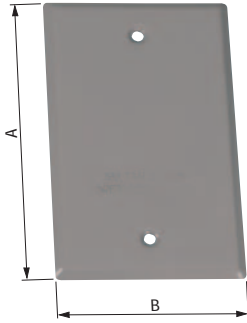
| Catalog Number | UPC No | Color | Nominal Dimensions | | | Shelf Pack | Master Pack | Case Wt. |
|----------------|--------|-------|--------------------|---|---|------------|-------------|----------|
| | | | A | B | C | | | |

Shrink Pack

| | | | | | | | | |
|-------|---------|------|------|------|--|---|---|------|
| 14321 | 14321-3 | Gray | 4.55 | 4.55 | | 8 | 8 | 5.00 |
|-------|---------|------|------|------|--|---|---|------|

One Gang Cover With 2 Holes

Una Cubierta De La Cuadrilla Con 2 Agujeros



Note:

Includes gasket and screws.

Nota:

Incluye la junta y los tornillos.

Materials / Materiales :

- Steel / Acero

Certification / Certificación :



Standards / Estándares :

UL 514D

CSA C22.2 No.42.1-00

| Catalog Number | UPC No 0-31857 | Color | Nominal Dimensions | | | Shelf Pack | Master Pack | Case Wt. |
|----------------|----------------|-------|--------------------|---|---|------------|-------------|----------|
| | | | A | B | C | | | |

Shrink Pack


| | | | | | | | | |
|---------|---------|--------|------|------|--|----|----|------|
| 14240 | 14240-7 | Gray | 4.52 | 2.77 | | 20 | 20 | 3.25 |
| 14240BK | 24240-4 | Black | 4.52 | 2.77 | | 20 | 20 | 3.25 |
| 14240BR | 34240-1 | Bronze | 4.52 | 2.77 | | 20 | 20 | 3.25 |
| 14240WH | 64240-2 | White | 4.52 | 2.77 | | 20 | 20 | 3.25 |

Carded

| | | | | | | | | |
|---------|---------|--------|------|------|--|---|----|------|
| 16240 | 16240-5 | Gray | 4.52 | 2.77 | | - | 10 | 3.27 |
| 16240BR | 36240-9 | Bronze | 4.52 | 2.77 | | - | 10 | 3.27 |
| 16240WH | 64240-0 | White | 4.52 | 2.77 | | - | 10 | 3.27 |

Two Gang Cover

Cubierta De Dos Cuadrillas



Note:

Includes gasket and screws.

Nota:

Incluye la junta y los tornillos.

Materials / Materiales :

- Steel / Acero

Certification / Certificación :



Standards / Estándares :

UL 514D

CSA C22.2 No.42.1-00

| Catalog Number | UPC No 0-31857 | Color | Nominal Dimensions | | | Shelf Pack | Master Pack | Case Wt. |
|----------------|----------------|-------|--------------------|---|---|------------|-------------|----------|
| | | | A | B | C | | | |

Shrink Pack


| | | | | | | | | |
|---------|---------|--------|------|------|--|----|----|------|
| 14340 | 14340-4 | Gray | 4.55 | 4.55 | | 10 | 10 | 2.86 |
| 14340BR | 34340-8 | Bronze | 4.55 | 4.55 | | 10 | 10 | 2.86 |
| 14340WH | 64340-9 | White | 4.55 | 4.55 | | 10 | 10 | 2.86 |

Carded

| | | | | | | | | |
|-------|---------|------|------|------|--|---|----|------|
| 16340 | 16340-2 | Gray | 4.55 | 4.55 | | - | 10 | 5.86 |
|-------|---------|------|------|------|--|---|----|------|

Round Cover

Cubierta Redonda



Note:

Includes gasket and screws.

Nota:

Incluye la junta y los tornillos.

Materials / Materiales :

- Steel / Acero

Certification / Certificación :

UL E121488 SP LR57925

Standards / Estándares :

UL 514D

CSA C22.2 No.42.1-00

| Catalog Number | UPC No | Color | Nominal Dimensions | | | Shelf Pack | Master Pack | Case Wt. |
|----------------|--------|-------|--------------------|---|---|------------|-------------|----------|
| | | | A | B | C | | | |

Shrink Pack


| | | | | | | | | |
|-------|---------|------|------|--|--|----|----|------|
| 14241 | 14241-4 | Gray | 4.14 | | | 20 | 20 | 5.39 |
|-------|---------|------|------|--|--|----|----|------|

Carded

| | | | | | | | | |
|-------|---------|------|------|--|--|---|----|------|
| 16241 | 16241-2 | Gray | 4.14 | | | - | 10 | 4.37 |
|-------|---------|------|------|--|--|---|----|------|

Rectangular Cover With One 1/2" Hole

Tapa con uno agujero de 1/2 pulgada



Note:

Includes gasket and screws.

Nota:

Incluye la junta y los tornillos.

Materials / Materiales :

• Aluminum Die-Cast / Aluminio Fundido A troquel

Certification / Certificación :



Standards / Estándares :

UL 1571

CSA C22.2 No.9

| Catalog Number | UPC No | Color | Nominal Dimensions | | | Shelf Pack | Master Pack | Case Wt. |
|----------------|--------|-------|--------------------|---|---|------------|-------------|----------|
| | | | A | B | C | | | |

Shrink Pack


| | | | | | | | | |
|---------|---------|--------|------|------|--|----|----|------|
| 14371 | 14371-8 | Gray | 4.60 | 2.84 | | 15 | 15 | 2.13 |
| 14371BK | 24371-5 | Black | 4.60 | 2.84 | | 10 | 10 | 1.67 |
| 14371BR | 34371-2 | Bronze | 4.60 | 2.84 | | 10 | 10 | 1.67 |
| 14371WH | 64371-3 | White | 4.60 | 2.84 | | 10 | 10 | 1.67 |

Carded

| | | | | | | | | |
|-------|---------|------|------|------|--|---|---|------|
| 16371 | 16371-6 | Gray | 4.60 | 2.84 | | - | 6 | 3.63 |
|-------|---------|------|------|------|--|---|---|------|

Rectangular Cover With Three 1/2" Holes

Tapa con tres agujeros de 1/2 pulgada



Note:

Includes gasket, closure plugs and screws.

Nota:

Incluye la junta, los enchufes y los tornillos.

Materials / Materiales :

• Aluminum Die-Cast / Aluminio Fundido A troquel

Certification / Certificación :



Standards / Estándares :

UL 1571

CSA C22.2 No.9

| Catalog Number | UPC No | Color | Nominal Dimensions | | | Shelf Pack | Master Pack | Case Wt. |
|----------------|--------|-------|--------------------|---|---|------------|-------------|----------|
| | | | A | B | C | | | |

Shrink Pack


| | | | | | | | | |
|---------|---------|--------|------|------|--|----|----|------|
| 14373 | 14373-2 | Gray | 4.60 | 2.84 | | 15 | 15 | 2.61 |
| 14373BK | 24373-9 | Black | 4.60 | 2.84 | | 10 | 10 | 1.79 |
| 14373BR | 34373-6 | Bronze | 4.60 | 2.84 | | 10 | 10 | 1.79 |
| 14373WH | 64373-7 | White | 4.60 | 2.84 | | 10 | 10 | 1.79 |

Carded

| | | | | | | | | |
|---------|---------|--------|------|------|--|---|---|------|
| 16373 | 16373-0 | Gray | 4.60 | 2.84 | | - | 6 | 3.49 |
| 16373BR | 36373-4 | Bronze | 4.60 | 2.84 | | - | 6 | 3.39 |
| 16373WH | 66373-5 | White | 4.60 | 2.84 | | - | 6 | 3.39 |

Round Cover With One 1/2" Hole

Tapa redonda con uno agujero de 1/2 pulgada



Note:

Includes gasket and screws.

Nota:

Incluye la junta y los tornillos.

Materials / Materiales :

• Aluminum Die-Cast / Aluminio Fundido A troquel

Certification / Certificación :



Standards / Estándares :

UL 1571

CSA C22.2 No.9

| Catalog Number | UPC No | Color | Nominal Dimensions | | | Shelf Pack | Master Pack | Case Wt. |
|----------------|--------|-------|--------------------|---|---|------------|-------------|----------|
| | | | A | B | C | | | |

Shrink Pack


| | | | | | | | | |
|---------|---------|--------|------|------|--|----|----|------|
| 14381 | 14381-7 | Gray | 4.14 | 0.58 | | 20 | 20 | 2.68 |
| 14381BK | 24381-4 | Black | 4.14 | 0.58 | | 10 | 10 | 1.39 |
| 14381BR | 34381-1 | Bronze | 4.14 | 0.58 | | 10 | 10 | 1.39 |
| 14381WH | 64381-2 | White | 4.14 | 0.58 | | 10 | 10 | 1.39 |

Carded

| | | | | | | | | |
|---------|---------|--------|------|------|--|---|---|------|
| 16381 | 16381-5 | Gray | 4.14 | 0.58 | | - | 6 | 2.02 |
| 16381BR | 36381-9 | Bronze | 4.14 | 0.58 | | - | 6 | 2.02 |
| 16381WH | 66381-0 | White | 4.14 | 0.58 | | | 6 | 2.10 |

Round Cover With Three 1/2" Holes

Tapa redonda con tres agujeros de 1/2 pulgada



Note:

Includes gasket, closure plugs and screws.

Nota:

Incluye la junta, los enchufes y los tornillos.

Materials / Materiales :

• Aluminum Die-Cast / Aluminio Fundido A troquel

Certification / Certificación :



Standards / Estándares :

UL 1571

CSA C22.2 No.9

| Catalog Number | UPC No | Color | Nominal Dimensions | | | Shelf Pack | Master Pack | Case Wt. |
|----------------|--------|-------|--------------------|---|---|------------|-------------|----------|
| | | | A | B | C | | | |

Shrink Pack

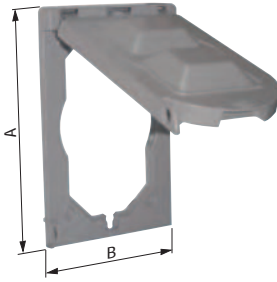
| | | | | | | | | |
|---------|---------|--------|------|------|--|----|----|------|
| 14383 | 14383-1 | Gray | 4.14 | 1.08 | | 15 | 15 | 2.94 |
| 14383BK | 24383-8 | Black | 4.14 | 1.08 | | 12 | 12 | 2.34 |
| 14383BR | 34383-5 | Bronze | 4.14 | 1.08 | | 12 | 12 | 2.34 |
| 14383WH | 64383-6 | White | 4.14 | 1.08 | | 12 | 12 | 2.34 |

Carded

| | | | | | | | | |
|---------|---------|--------|------|------|--|---|---|------|
| 16383 | 16383-9 | Gray | 4.14 | 1.08 | | - | 6 | 2.79 |
| 16383BR | 36383-3 | Bronze | 4.14 | 1.08 | | - | 6 | 2.79 |
| 16383WH | 66383-4 | White | 4.14 | 1.08 | | | 6 | 2.79 |

One Gang Vertical Cover

Cubierta De Una Vertical De la Cuadrilla



Note:
Includes gasket and screws.

Nota:
Incluye la junta y los tornillos.

Materials / Materiales :
• Aluminum Die-Cast / Aluminio Fundido A troquel

Certification / Certificación :

E121488

Standards / Estándares :
UL 514D
CSA C22.2 No.18

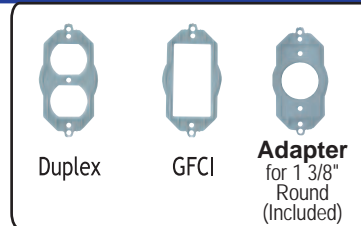
| Catalog Number | UPC No | Color | Nominal Dimensions | | | Shelf Pack | Master Pack | Case Wt. |
|----------------|--------|-------|--------------------|---|---|------------|-------------|----------|
| | | | A | B | C | | | |

Shrink Pack

| | | | | | | | |
|---------|---------|--------|------|------|----|----|------|
| 14146 | 14146-2 | Gray | 4.62 | 2.83 | 20 | 20 | 8.64 |
| 14146BR | 34146-6 | Bronze | 4.62 | 2.83 | 10 | 10 | 4.32 |
| 14146WH | 64146-7 | White | 4.62 | 2.83 | 10 | 10 | 4.32 |

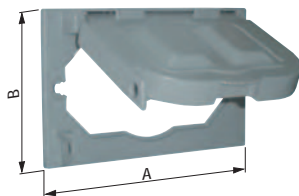
3
CONFIGURATIONS

Make Any of These Configurations:



One Gang Horizontal Cover

Cubierta Horizontales De Una Cuadrilla



Note:
Includes gasket and screws.

Nota:
Incluye la junta y los tornillos.

Materials / Materiales :
• Aluminum Die-Cast / Aluminio Fundido A troquel

Certification / Certificación :

E121488

Standards / Estándares :
UL 514D
CSA C22.2 No.18

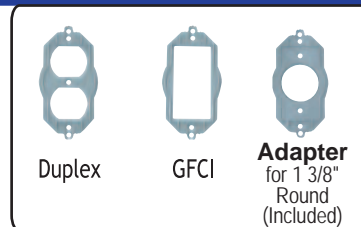
| Catalog Number | UPC No | Color | Nominal Dimensions | | | Shelf Pack | Master Pack | Case Wt. |
|----------------|--------|-------|--------------------|---|---|------------|-------------|----------|
| | | | A | B | C | | | |

Shrink Pack

| | | | | | | | |
|---------|---------|--------|------|------|----|----|------|
| 14145 | 14145-5 | Gray | 4.62 | 2.83 | 20 | 20 | 8.76 |
| 14145BR | 34145-9 | Bronze | 4.62 | 2.83 | 10 | 10 | 4.38 |
| 14145WH | 64145-0 | White | 4.62 | 2.83 | 10 | 10 | 4.38 |


3
CONFIGURATIONS

Make Any of These Configurations:



Two Gang Cover

Cubierta De Dos Cuadrillas




Note:
Includes gasket and screws.

Nota:
Incluye la junta y los tornillos.

Materials / Materiales :

- Aluminum Die-Cast / Aluminio Fundido A troquel

Certification / Certificación :

 E121488

Standards / Estándares :

UL 514D

CSA C22.2 No.18









| Catalog Number | UPC No | Color | Nominal Dimensions | | | Shelf Pack | Master Pack | Case Wt. |
|----------------|--------|-------|--------------------|---|---|------------|-------------|----------|
| | | | A | B | C | | | |

Shrink Pack

| | | | | | | | | |
|---------|---------|--------|------|------|--|----|----|------|
| 14945 | 14945-1 | Gray | 4.60 | 4.65 | | 10 | 10 | 7.02 |
| 14945BR | 34945-5 | Bronze | 4.60 | 4.65 | | 10 | 10 | 7.02 |
| 14945WH | 64945-6 | White | 4.60 | 4.65 | | 10 | 10 | 7.02 |

6
CONFIGURATIONS

Make Any of These Configurations:

| | | |
|---|---|---|
|  |  |  |
| GFCI | Duplex | 1 3/8" Round |
|  |  |  |
| GFCI & Duplex | Duplex & Round | Duplex & 1 3/8" Round |

One Gang Horizontal Cover

Una Cubierta Horizontal De la Cuadrilla



Note:

Includes gasket and screws.

Nota:

Incluye la junta y los tornillos.

Materials / Materiales :

- Aluminum Die-Cast / Aluminio Fundido A troquel

Certification / Certificación :



Standards / Estándares :

UL 514A

CSA C22.2 No.18

| Catalog Number | UPC No | Color | Nominal Dimensions | | | Shelf Pack | Master Pack | Case Wt. |
|--------------------|---------|-------|--------------------|------|---|------------|-------------|----------|
| | | | A | B | C | | | |
| Shrink Pack | | | | | | | | |
| 14435 | 14435-7 | Gray | 5.75 | 4.50 | | 4 | 4 | 4.94 |

One Gang Vertical Cover

Una Cubierta Vertical De la Cuadrilla



Note:

Includes gasket and screws.

Nota:

Incluye la junta y los tornillos.

Materials / Materiales :

- Aluminum Die-Cast / Aluminio Fundido A troquel

Certification / Certificación :



Standards / Estándares :

UL 514A

CSA C22.2 No.18

| Catalog Number | UPC No | Color | Nominal Dimensions | | | Shelf Pack | Master Pack | Case Wt. |
|--------------------|---------|-------|--------------------|------|---|------------|-------------|----------|
| | | | A | B | C | | | |
| Shrink Pack | | | | | | | | |
| 14436 | 14436-4 | Gray | 6.50 | 3.75 | | 4 | 4 | 1.76 |

Two Gang Cover

Cubierta De Dos Cuadrillas



Note:

Includes gasket and screws.

Nota:

Incluye la junta y los tornillos.

Materials / Materiales :

- Aluminum Die-Cast / Aluminio Fundido A troquel

Certification / Certificación :



Standards / Estándares :


UL 514A

CSA C22.2 No.18

| Catalog Number | UPC No | Color | Nominal Dimensions | | | Shelf Pack | Master Pack | Case Wt. |
|--------------------|---------|-------|--------------------|------|---|------------|-------------|----------|
| | | | A | B | C | | | |
| Shrink Pack | | | | | | | | |
| 14437 | 14437-1 | Gray | 6.50 | 5.60 | | 2 | 2 | 1.77 |

One Gang Plastic Cover

Cubierta A dos caras Vertical Del Receptáculo



Note:

Includes gasket and screws.

Nota:

Incluye la junta y los tornillos.

Materials / Materiales :

- Aluminum Die-Cast / Aluminio Fundido A troquel

Certification / Certificación :

UL E121488 SP LR57925

Standards / Estándares :

UL 514A

CSA C22.2 No.18

| Catalog Number | UPC No | Color | Nominal Dimensions | | | Shelf Pack | Master Pack | Case Wt. |
|----------------|--------|-------|--------------------|---|---|------------|-------------|----------|
| | | | A | B | C | | | |

Shrink Pack

| | | | | | | | | |
|---------|---------|-------|------|------|--|---|---|------|
| 14415 | 14415-9 | Gray | 5.50 | 3.72 | | 6 | 6 | 2.65 |
| 14415WH | 64415-4 | White | 5.50 | 3.72 | | 6 | 6 | 2.65 |
| 14416 | 14416-6 | Gray | 5.50 | 3.72 | | 6 | 6 | 2.65 |
| 14416WH | 64416-1 | White | 5.50 | 3.72 | | 6 | 6 | 2.65 |

Two Gang Plastic Cover

Cubierta A dos caras Vertical Del Receptáculo



Note:

Includes gasket and screws.

Nota:

Incluye la junta y los tornillos.

Materials / Materiales :

- Aluminum Die-Cast / Aluminio Fundido A troquel

Certification / Certificación :

UL E121488 SP LR57925

Standards / Estándares :

UL 514A

CSA C22.2 No.18

| Catalog Number | UPC No | Color | Nominal Dimensions | | | Shelf Pack | Master Pack | Case Wt. |
|----------------|--------|-------|--------------------|---|---|------------|-------------|----------|
| | | | A | B | C | | | |

Shrink Pack

| | | | | | | | | |
|-------|---------|------|------|------|--|---|---|------|
| 14225 | 14225-4 | Gray | 5.50 | 5.00 | | 6 | 6 | 3.24 |
|-------|---------|------|------|------|--|---|---|------|

Kit - Cover

Kit - Cubierta



Note:

Includes gasket and screws.

Nota:

Incluye la junta y los tornillos.

Materials / Materiales :

- Aluminum Die-Cast / Aluminio Fundido A troquel

Certification / Certificación :

UL E121488 SP LR57925

Standards / Estándares :


UL 514A

CSA C22.2 No.18

| Catalog Number | UPC No | Color | Nominal Dimensions | | | Shelf Pack | Master Pack | Case Wt. |
|--------------------|---------|-------|--------------------|---|---|------------|-------------|----------|
| | | | A | B | C | | | |
| Shrink Pack | | | | | | | | |
| 16801 | 16801-8 | Gray | | | | 4 | 4 | 4.0 |
| 16801WH | 66801-3 | White | | | | 4 | 4 | 4.0 |

Lampholders

Portalámparas



Materials / Materiales :

• Aluminum Die-Cast / Aluminio Fundido A troquel

Certification / Certificación :

UL E195204 SF LR57925

Standards / Estándares :

UL 1598 CSA C22.2 No.250.0-00

| Catalog Number | UPC No | Color | Nominal Dimensions | | | Shelf Pack | Master Pack | Case Wt. |
|----------------|--------|-------|--------------------|---|---|------------|-------------|----------|
| | | | A | B | C | | | |

Shrink Pack


| | | | | | | | | |
|---------|---------|--------|------|------|--|----|----|------|
| 14330 | 14330-5 | Gray | 2.09 | 3.57 | | 20 | 20 | 7.09 |
| 14330BK | 24330-2 | Black | 2.09 | 3.57 | | 20 | 20 | 7.09 |
| 14330BR | 34330-9 | Bronze | 2.09 | 3.57 | | 20 | 20 | 7.09 |
| 14330WH | 64330-0 | White | 2.09 | 3.57 | | 20 | 20 | 7.09 |

Carded

| | | | | | | | | |
|---------|---------|--------|------|------|--|---|---|------|
| 16330 | 16330-4 | Gray | 2.09 | 3.57 | | - | 6 | 2.97 |
| 16330BR | 36330-8 | Bronze | 2.09 | 3.57 | | - | 6 | 2.97 |
| 16330WH | 66330-9 | White | 2.09 | 3.57 | | - | 6 | 2.97 |

Contemporary Lampholders

Portalámparas de moda



Materials / Materiales :

• Aluminum Die-Cast / Aluminio Fundido A troquel

Certification / Certificación :

UL E195204 SF LR57925

Standards / Estándares :

UL 1598 CSA C22.2 No.250.0-00

| Catalog Number | UPC No | Color | Nominal Dimensions | | | Shelf Pack | Master Pack | Case Wt. |
|----------------|--------|-------|--------------------|---|---|------------|-------------|----------|
| | | | A | B | C | | | |

Shrink Pack

| | | | | | | | | |
|---------|---------|--------|------|------|--|---|---|------|
| 16490 | 16490-4 | Gray | 5.50 | 6.60 | | 1 | 1 | 1.56 |
| 16490BK | 26490-1 | Black | 5.50 | 6.60 | | 1 | 1 | 1.56 |
| 16490BR | 36490-8 | Bronze | 5.50 | 6.60 | | 1 | 1 | 1.56 |
| 16490WH | 66490-9 | White | 5.50 | 6.60 | | 1 | 1 | 1.56 |

Quartz Halogen

Portalámpara Del Halógeno



Materials / Materiales :

• Aluminum Die-Cast / Aluminio Fundido A troquel

Certification / Certificación :

UL E163827

Standards / Estándares :

UL 1598 CSA C22.2 No.250.0-04

| Catalog Number | UPC No | Color | Nominal Dimensions | | | Shelf Pack | Master Pack | Case Wt. |
|----------------|--------|-------|--------------------|---|---|------------|-------------|----------|
| | | | A | B | C | | | |


Shrink Pack

| | | | | | | | | |
|---------|---------|--------|------|------|--|---|---|------|
| 14335 | 14335-0 | Gray | 2.91 | 3.43 | | 6 | 6 | 4.02 |
| 14335BR | 34335-4 | Bronze | 2.91 | 3.43 | | 6 | 6 | 4.12 |
| 14335WH | 64335-5 | White | 2.91 | 3.43 | | 6 | 6 | 4.12 |

Note: Bulb included

Spike-A-Lite®

Spike-A-Lite®



| Catalog Number | UPC No | Color | Nominal Dimensions | | | Shelf Pack | Master Pack | Case Wt. |
|----------------|--------|-------|--------------------|---|---|------------|-------------|----------|
| | | | A | B | C | | | |

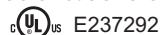
Shrink Pack

| | | | | | | | | |
|---------|---------|-------|------|------|--|---|---|------|
| 14791GN | 94791-0 | Green | 2.09 | 3.57 | | 6 | 6 | 6.89 |
|---------|---------|-------|------|------|--|---|---|------|

Materials / Materiales :

- Aluminum Die-Cast / Aluminio Fundido A troquel

Certification / Certificación :




Standards / Estándares :

UL 153 CSA C22.2 No.12

Spike-A-Lite®

Spike-A-Lite®



| Catalog Number | UPC No | Color | Nominal Dimensions | | | Shelf Pack | Master Pack | Case Wt. |
|----------------|--------|-------|--------------------|---|---|------------|-------------|----------|
| | | | A | B | C | | | |

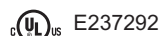
Shrink Pack

| | | | | | | | | |
|---------|---------|-------|------|------|------|---|---|------|
| 14792GN | 94792-7 | Green | 4.13 | 2.50 | 4.20 | 6 | 6 | 5.66 |
|---------|---------|-------|------|------|------|---|---|------|

Materials / Materiales :

- Aluminum Die-Cast / Aluminio Fundido A troquel

Certification / Certificación :



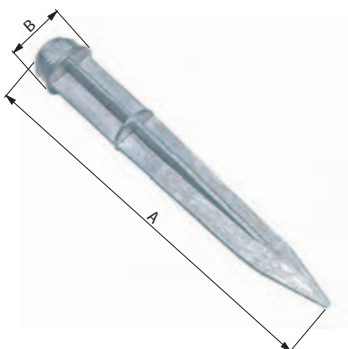
Standards / Estándares :

UL 153 CSA C22.2 No.12

US PATENT # 7, 137,721

Ground Stake

Estaca de conexión a tierra Del Metal



| Catalog Number | UPC No | Color | Nominal Dimensions | | | Shelf Pack | Master Pack | Case Wt. |
|----------------|--------|-------|--------------------|---|---|------------|-------------|----------|
| | | | A | B | C | | | |

Shrink Pack

| | | | | | | | | |
|-------|---------|--|------|------|--|----|----|------|
| 14790 | 14790-7 | | 9.87 | 0.93 | | 12 | 12 | 3.54 |
|-------|---------|--|------|------|--|----|----|------|

Materials / Materiales :

- Aluminum Die-Cast / Aluminio Fundido A troquel

Kit - Round Cover and Lampholder

Kit - cubierta y portalámpara redondas



| Catalog Number | UPC No | Color | Nominal Dimensions | | | Shelf Pack | Master Pack | Case Wt. |
|----------------|--------|-------|--------------------|---|---|------------|-------------|----------|
| | | | A | B | C | | | |

Shrink Pack

| | | | | | | | | |
|---------|---------|--------|------|------|--|----|----|------|
| 14780 | 14780-8 | Gray | 4.14 | 1.90 | | 12 | 12 | 5.78 |
| 14780BK | 24780-5 | Black | 4.14 | 1.90 | | 12 | 12 | 5.78 |
| 14780BR | 34780-2 | Bronze | 4.14 | 1.90 | | 12 | 12 | 5.78 |
| 14780WH | 64780-3 | White | 4.14 | 1.90 | | 12 | 12 | 5.78 |

Carded

| | | | | | | | | |
|---------|---------|--------|------|------|--|---|---|------|
| 16379 | 16379-2 | Gray | 4.14 | 1.90 | | - | 6 | 3.76 |
| 16379BR | 36379-6 | Bronze | 4.1 | 1.90 | | - | 6 | 2.58 |
| 16379WH | 66379-7 | White | 4.14 | 1.90 | | | 6 | 2.58 |

Note:

Includes one lampholder, one hole round cover, gasket, and screws.

Nota:

Incluye una portalámpara, cubierta, la junta, y los tornillos.

Materials / Materiales :

• Aluminum Die-Cast / Aluminio Fundido A troquel

Certification / Certificación :



Standards / Estándares :

UL 1598
CSA C22.2 No.250.0

Kit - Round Cover and Two Lampholders

Kit - cubierta redonda y dos portalámparas



| Catalog Number | UPC No | Color | Nominal Dimensions | | | Shelf Pack | Master Pack | Case Wt. |
|----------------|--------|-------|--------------------|---|---|------------|-------------|----------|
| | | | A | B | C | | | |

Shrink Pack

| | | | | | | | | |
|---------|---------|--------|--|--|--|----|----|------|
| 14782 | 14782-2 | Gray | | | | 10 | 10 | 8.68 |
| 14782BK | 24782-9 | Black | | | | 10 | 10 | 8.68 |
| 14782BR | 34782-6 | Bronze | | | | 10 | 10 | 8.68 |
| 14782WH | 64782-7 | White | | | | 10 | 10 | 8.68 |

Note:

Includes two lampholders, three hole round cover, gasket, closure plug and screws.

Nota:

Incluye dos portalámparas, cubierta, junta, enchufe, y tornillos.

Materials / Materiales :

• Aluminum Die-Cast / Aluminio Fundido A troquel

Certification / Certificación :




Standards / Estándares :

UL 1598
CSA C22.2 No.250.0

Kit - Rectangular Cover and Lampholder

Kit - cubierta y portalámpara rectangulares



Note:

Includes one lampholder, one hole rectangular cover, gasket, and screws.

Nota:

Incluye una portalámpara, cubierta, la junta, y los tornillos.

Materials / Materiales :

• Aluminum Die-Cast / Aluminio Fundido A troquel

Certification / Certificación :

UL E195204 SIR LR57925

Standards / Estándares :

UL 1598
CSA C22.2 No. 250.0

| Catalog Number | UPC No | Color | Nominal Dimensions | | | Shelf Pack | Master Pack | Case Wt. |
|----------------|--------|-------|--------------------|---|---|------------|-------------|----------|
| | | | A | B | C | | | |

Shrink Pack

| | | | | | | | | |
|-------|---------|------|------|------|--|----|----|------|
| 14770 | 14770-9 | Gray | 4.60 | 2.84 | | 12 | 12 | 5.52 |
|-------|---------|------|------|------|--|----|----|------|

Swivel Light Kit

Kit Ligero Del Eslabón Giratorio



Note:

Includes two lampholders, two hole lampholder cover, gasket, and mounting hardware.

Nota:

Incluye dos portalámpara, cubierta de la portalámpara de dos agujeros, la junta y hardware de montaje.

Materials / Materiales :

• Aluminum Die-Cast / Aluminio Fundido A troquel

Certification / Certificación :

UL E195204 SIR LR57925

Standards / Estándares :

UL 1598
CSA C22.2 No.250.0-00

| Catalog Number | UPC No | Color | Nominal Dimensions | | | Shelf Pack | Master Pack | Case Wt. |
|----------------|--------|-------|--------------------|---|---|------------|-------------|----------|
| | | | A | B | C | | | |

Clamshell

| | | | | | | | | |
|---------|---------|-------|--|--|--|---|---|-------|
| 16798WH | 66798-6 | White | | | | 6 | 6 | 10.21 |
|---------|---------|-------|--|--|--|---|---|-------|

Kit - Round Box, Cover & Lampholders

Kit - Caja, Cubierta Y Portalámparas Redondas



| Catalog Number | UPC No | Color | Nominal Dimensions | | | Shelf Pack | Master Pack | Case Wt. |
|------------------|---------|--------|--------------------|---|---|------------|-------------|----------|
| | | | A | B | C | | | |
| Clamshell | | | | | | | | |
| 16795 | 16795-0 | Gray | | | | 6 | 6 | 12.79 |
| 16795BK | 26795-7 | Black | | | | 6 | 6 | 12.44 |
| 16795BR | 36795-8 | Bronze | | | | 6 | 6 | 11.06 |
| 16795WH | 66795-5 | White | | | | 6 | 6 | 12.40 |

Note:

Includes two lampholders, three hole lampholder cover, five hole round box, gasket, closure plugs and mounting hardware.

Nota:

Incluye dos portalámpara, cubierta de la portalámpara de tres agujeros, caja redonda de cinco agujeros, la junta, enchufes y hardware de montaje.

Materials / Materiales :

• Aluminum Die-Cast / Aluminio Fundido A troquel

Certification / Certificación :

UL E195204 S LR57925

Standards / Estándares :

UL 1598
CSA C22.2 No.250.0

Kit - Rectangular Box, Cover & Lampholders

Kit - Caja, Cubierta Y Portalámparas Rectangulares



| Catalog Number | UPC No | Color | Nominal Dimensions | | | Shelf Pack | Master Pack | Case Wt. |
|------------------|---------|--------|--------------------|---|---|------------|-------------|----------|
| | | | A | B | C | | | |
| Clamshell | | | | | | | | |
| 16794 | 16794-3 | Gray | | | | 6 | 6 | 12.56 |
| 16796 | 36796-1 | Bronze | | | | 6 | 6 | 11.47 |
| 16794WH | 66794-8 | White | | | | 6 | 6 | 12.53 |

Note:

Includes two lampholders, three hole rectangular cover, three hole rectangular box, gasket, closure plugs and mounting hardware.

Nota:

Incluye dos portalámpara, cubierta rectangular de tres agujeros, caja rectangular de tres agujeros, la junta, enchufes y hardware de montaje.

Materials / Materiales :

• Aluminum Die-Cast / Aluminio Fundido A troquel

Certification / Certificación :

UL E195204 S LR57925

Standards / Estándares :

UL 1598
CSA C22.2 No.250.0

Kit - Complete Automatic Security Light

Kit - Luz Automática Completa De la Seguridad



Note:

Includes two lampholders, rectangular cover, three hole rectangular box, gasket, closure plugs, photoelectric switch and mounting hardware.

Nota:

Incluye dos portalámparas, cubierta rectangular, caja rectangular de tres agujeros, la junta, enchufes, interruptor fotoeléctrico y hardware de montaje.

Materials / Materiales :

- Aluminum Die-Cast / Aluminio Fundido A troquel

Certification / Certificación :

UL E195204 S LR57925

Standards / Estándares :

UL 1598
CSA C22.2 No.250.0

| Catalog Number | UPC No | Color | Nominal Dimensions | | | Shelf Pack | Master Pack | Case Wt. |
|------------------|---------|--------|--------------------|---|---|------------|-------------|----------|
| | | | A | B | C | | | |
| Clamshell | | | | | | | | |
| 16784 | 16784-4 | Gray | | | | 6 | 6 | 12.15 |
| 16785 | 36785-5 | Bronze | | | | 6 | 6 | 10.03 |
| 16784WH | 66785-9 | White | | | | 6 | 6 | 11.77 |

Kit - Round Security Light

Kit - Luz Redonda De la Seguridad



Note:

Includes two lampholders, three hole lampholder cover, gasket, photoelectric switch & mounting hardware.

Nota:

Incluye dos portalámparas, cubierta de la portalámpara de tres agujeros, junta, interruptor fotoeléctrico y hardware de montaje.

Materials / Materiales :

- Aluminum Die-Cast / Aluminio Fundido A troquel

Certification / Certificación :

UL E195204 S LR57925


Standards / Estándares :

UL 1598
CSA C22.2 No.250.0

| Catalog Number | UPC No | Color | Nominal Dimensions | | | Shelf Pack | Master Pack | Case Wt. |
|------------------|---------|-------|--------------------|---|---|------------|-------------|----------|
| | | | A | B | C | | | |
| Clamshell | | | | | | | | |
| 16799WH | 66799-3 | White | | | | 6 | 6 | 9.60 |

Kit - Toggle Cover with SP 15A Switch

Kit - cubierta de palanca con el interruptor del SP 15A



Note:

Includes cover, gasket, single pole switch and screws.

Nota:

Incluye la cubierta, la junta, el solo interruptor del poste los tornillos.

Materials / Materiales :

- Aluminum Die-Cast / Aluminio Fundido A troquel

| Catalog Number | UPC No 0-31857 | Color | Nominal Dimensions | | | Shelf Pack | Master Pack | Case Wt. |
|----------------|----------------|-------|--------------------|---|---|------------|-------------|----------|
| | | | A | B | C | | | |

Shrink Pack


| | | | | | | | | |
|-------|---------|------|------|------|--|----|----|------|
| 14216 | 14216-2 | Gray | 4.57 | 2.83 | | 10 | 10 | 2.90 |
| 14218 | 14218-6 | Gray | 4.57 | 2.83 | | 10 | 10 | 2.85 |

Carded

| | | | | | | | | |
|-------|---------|------|------|------|--|---|---|------|
| 16216 | 16216-0 | Gray | 4.57 | 2.83 | | 6 | 6 | 1.93 |
| 16218 | 16218-4 | Gray | 4.57 | 2.83 | | 6 | 6 | 2.03 |

Kit - Duplex Receptacle

Kit - Receptáculo A dos caras



| Catalog Number | UPC No 0-31857 | Color | Nominal Dimensions | | | Shelf Pack | Master Pack | Case Wt. |
|----------------|----------------|-------|--------------------|---|---|------------|-------------|----------|
| | | | A | B | C | | | |

Shrink Pack

| | | | | | | | | |
|---------|---------|--------|------|------|--|----|----|------|
| 14227 | 14227-8 | Gray | 4.57 | 2.83 | | 10 | 10 | 5.75 |
| 14227BK | 24227-5 | Black | 4.57 | 2.83 | | 10 | 10 | 5.69 |
| 14227BR | 34227-2 | Bronze | 4.57 | 2.83 | | 10 | 10 | 5.75 |
| 14227WH | 64227-3 | White | 4.57 | 2.83 | | 10 | 10 | 5.75 |

Carded

| | | | | | | | | |
|-------|---------|------|------|------|--|---|---|------|
| 16243 | 16243-6 | Gray | 4.57 | 2.83 | | 6 | 6 | 3.51 |
|-------|---------|------|------|------|--|---|---|------|

Note:

Includes cover, gasket, duplex receptacle and screws.

Nota:


Incluye la cubierta, la junta, el receptáculo a dos caras y los tornillos.

Materials / Materiales :

- Aluminum Die-Cast / Aluminio Fundido A troquel

Kit - Rectangular Box, Flip cover & Duplex Receptacle

Kit - cubierta rectangular de la caja, del tirón y receptáculo a dos caras



Note:
Includes duplex receptacle cover, three hole rectangular box, receptacle, gasket, closure plugs and mounting hardware.


Nota:
Incluye cubierta a dos caras del receptáculo, caja rectangular de tres agujeros, receptáculo, la junta, enchufes y hardware de montaje.

Materials / Materiales :
• Aluminum Die-Cast / Aluminio Fundido A troquel

| Catalog Number | UPC No | Color | Nominal Dimensions | | | Shelf Pack | Master Pack | Case Wt. |
|------------------|---------|--------|--------------------|------|---|------------|-------------|----------|
| | | | A | B | C | | | |
| Clamshell | | | | | | | | |
| 16445 | 16445-4 | Gray | 4.57 | 2.83 | | 6 | 6 | 7.75 |
| 16445BK | 26445-1 | Black | 4.57 | 2.83 | | 6 | 6 | 7.71 |
| 16445BR | 36445-8 | Bronze | 4.57 | 2.83 | | 6 | 6 | 7.81 |
| 16445WH | 66445-9 | White | 4.57 | 2.83 | | 6 | 6 | 7.66 |

Kit - Rectangular Box, Flip cover & GFCI Receptacle

Kit - cubierta rectangular de la caja, del tirón y receptáculo de GFCI



Note:
Includes horizontal GFCI cover, three hole rectangular box, receptacle, gasket, closure plugs and mounting hardware.


Nota:
Incluye tapa horizontal para uno GFCI receptáculo, caja rectangular de tres agujeros, receptáculo, la junta, enchufes y hardware de montaje.

Materials / Materiales :
• Aluminum Die-Cast / Aluminio Fundido A troquel

| Catalog Number | UPC No | Color | Nominal Dimensions | | | Shelf Pack | Master Pack | Case Wt. |
|------------------|---------|--------|--------------------|------|---|------------|-------------|----------|
| | | | A | B | C | | | |
| Clamshell | | | | | | | | |
| 16449 | 16449-2 | Gray | 4.57 | 2.83 | | 6 | 6 | 8.86 |
| 16449BR | 36449-6 | Bronze | 4.57 | 2.83 | | 6 | 6 | 8.86 |
| 16449WH | 66449-7 | White | 4.57 | 2.83 | | 6 | 6 | 8.79 |

1/2" Closure Plugs

Tapones 1/2"

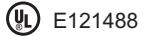


| Catalog Number | UPC No | Color | Nominal Dimensions | | | Shelf Pack | Master Pack | Case Wt. |
|----------------|---------|--------|--------------------|---|---|------------|-------------|----------|
| | | | A | B | C | | | |
| Bagged | | | | | | | | |
| 14005 | 14005-2 | Gray | 0.80 | | | 4 | 30 | 1.90 |
| 14005BK | 24005-9 | Black | 0.80 | | | 4 | 30 | 0.72 |
| 14005BR | 34005-6 | Bronze | 0.80 | | | 4 | 30 | 0.72 |
| 14005WH | 64005-7 | White | 0.80 | | | 4 | 30 | 0.72 |
| Carded | | | | | | | | |
| 18339 | 18339-4 | Gray | 0.80 | | | - | 10 | 1.17 |
| 18339BR | 38339-8 | Bronze | 0.80 | | | - | 10 | 1.17 |
| 18339WH | 68339-9 | White | 0.80 | | | - | 10 | 1.17 |

Materials / Materiales :

- Aluminum / Plastic / Aluminio Fundido A troquel / Plástico

Certification / Certificación :




Standards / Estándares :
UL 514A

Note:

- Gray Color - Diecast
- Other Colors - Plastic

3/4" Closure Plugs

Tapones 3/4"

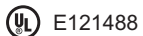


| Catalog Number | UPC No | Color | Nominal Dimensions | | | Shelf Pack | Master Pack | Case Wt. |
|----------------|---------|--------|--------------------|---|---|------------|-------------|----------|
| | | | A | B | C | | | |
| Bagged | | | | | | | | |
| 14007 | 14007-6 | Gray | 1.04 | | | 4 | 30 | 2.77 |
| Carded | | | | | | | | |
| 18341 | 18341-7 | Gray | 1.04 | | | - | 10 | 1.35 |
| 18341BR | 38341-1 | Bronze | 1.04 | | | - | 10 | 1.35 |
| 18341WH | 68341-2 | White | 1.04 | | | - | 10 | 1.35 |

Materials / Materiales :

- Aluminum / Plastic / Aluminio Fundido A troquel / Plástico

Certification / Certificación :



Standards / Estándares :
UL 514A

Note:

- Gray Color - Diecast
- Other Colors - Plastic

One Gang Gasket

Junta 1-gang



| Catalog Number | UPC No | Color | Nominal Dimensions | | | Shelf Pack | Master Pack | Case Wt. |
|----------------|--------|-------|--------------------|---|---|------------|-------------|----------|
| | | | A | B | C | | | |

Bagged


| | | | | | | | | |
|-------|---------|---|------|------|--|---|----|------|
| 14001 | 14001-4 | - | 4.70 | 2.95 | | 2 | 20 | 0.57 |
|-------|---------|---|------|------|--|---|----|------|

Materials / Materiales :

- Crosslinked Polyethylene Foam / Espuma Reticulada Del Polietileno

Two Gang Gasket

Junta 2-gang



| Catalog Number | UPC No | Color | Nominal Dimensions | | | Shelf Pack | Master Pack | Case Wt. |
|----------------|--------|-------|--------------------|---|---|------------|-------------|----------|
| | | | A | B | C | | | |

Bagged

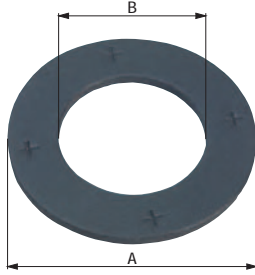
| | | | | | | | | |
|-------|---------|---|------|------|--|---|----|------|
| 14003 | 14003-8 | - | 4.60 | 4.60 | | 2 | 20 | 2.23 |
|-------|---------|---|------|------|--|---|----|------|

Materials / Materiales :

- Crosslinked Polyethylene Foam / Espuma Reticulada Del Polietileno

Round Gasket

Junta Redonda



| Catalog Number | UPC No | Color | Nominal Dimensions | | | Shelf Pack | Master Pack | Case Wt. |
|----------------|--------|-------|--------------------|---|---|------------|-------------|----------|
| | | | A | B | C | | | |

Bagged


| | | | | | | | | |
|-------|---------|---|------|------|--|---|----|-----|
| 14002 | 14002-1 | - | 4.21 | 2.45 | | 2 | 20 | 061 |
|-------|---------|---|------|------|--|---|----|-----|

Materials / Materiales :

- Crosslinked Polyethylene Foam / Espuma Reticulada Del Polietileno

Lampholder Gasket

Junta de la portalámpara



| Catalog Number | UPC No | Color | Nominal Dimensions | | | Shelf Pack | Master Pack | Case Wt. |
|----------------|--------|-------|--------------------|---|---|------------|-------------|----------|
| | | | A | B | C | | | |

Bagged

| | | | | | | | | |
|-------|---------|-------|------|--|--|---|----|------|
| 14004 | 14004-5 | Black | 2.30 | | | 2 | 25 | 1.84 |
| 14006 | 14006-9 | Black | 2.30 | | | 2 | 50 | 0.96 |

Carded

| | | | | | | | | |
|-------|---------|-------|------|--|--|---|----|------|
| 18389 | 18389-9 | Black | 2.30 | | | 2 | 25 | 1.12 |
|-------|---------|-------|------|--|--|---|----|------|

Materials / Materiales :

- Velbuna / Velbuna
- Nitrile Rubber / Caucho Del Nitrile

Photoelectric Switch

Interruptor fotoelèctrico



| Catalog Number | UPC No | Color | Nominal Dimensions | | | Shelf Pack | Master Pack | Case Wt. |
|----------------|--------|-------|--------------------|---|---|------------|-------------|----------|
| | | | A | B | C | | | |

Bagged

| | | | | | | | | |
|-------|---------|---|--|--|--|---|----|------|
| 14008 | 14008-3 | - | | | | 1 | 20 | 2.56 |
|-------|---------|---|--|--|--|---|----|------|

Carded

| | | | | | | | | |
|--------|---------|---|--|--|--|---|---|------|
| 161121 | 61121-7 | - | | | | - | 6 | 1.46 |
|--------|---------|---|--|--|--|---|---|------|

Halogen Bulb

Bulbo De Halógeno



| Catalog Number | UPC No | Color | Nominal Dimensions | | | Shelf Pack | Master Pack | Case Wt. |
|----------------|--------|-------|--------------------|---|---|------------|-------------|----------|
| | | | A | B | C | | | |

Shrink Pack

| | | | | | | | | |
|-------|---------|---|--|--|--|---|----|------|
| 14010 | 14010-6 | - | | | | 1 | 10 | 0.55 |
|-------|---------|---|--|--|--|---|----|------|

Note:
75 Watt Bulb

Nota:
Bulbo De 75 Vatios

1/2" Box Holder

Caja De Salida Tres Agujeros 12.7 mm



| Catalog Number | UPC No | Color | Nominal Dimensions | | | Shelf Pack | Master Pack | Case Wt. |
|----------------|--------|-------|--------------------|---|---|------------|-------------|----------|
| | | | A | B | C | | | |

Shrink Pack

| | | | | | | | | |
|-------|---------|---|------|------|--|---|----|------|
| 14011 | 14011-3 | - | 1.71 | 1.14 | | 1 | 12 | 1.16 |
|-------|---------|---|------|------|--|---|----|------|

Materials / Materiales :

• Zinc Die-Cast / El Cinc Fundió A troquel

Certification / Certificación :



Standards / Estándares :

UL 2239

CSA C22.2 No.18

3/4" Box Holder

Caja De Salida Cuatro Agujeros 12.7 mm



| Catalog Number | UPC No | Color | Nominal Dimensions | | | Shelf Pack | Master Pack | Case Wt. |
|----------------|--------|-------|--------------------|---|---|------------|-------------|----------|
| | | | A | B | C | | | |

Shrink Pack

| | | | | | | | | |
|-------|---------|---|------|------|--|---|----|------|
| 14012 | 14012-0 | - | 1.71 | 1.14 | | 1 | 12 | 1.31 |
|-------|---------|---|------|------|--|---|----|------|

Materials / Materiales :

• Zinc Die-Cast / El Cinc Fundió A troquel

Certification / Certificación :



Standards / Estándares :

UL 2239

CSA C22.2 No.18

FITTING CROSS REFERENCE

| SIGMA | T&B | TOPAZ | BRIDGEPORT | HALEX | ARLINGTON |
|----------|---------------|-------|------------|---------|-----------|
| 18110 | 266-C , 272 | 100 | 801-DC2 | 11003B | 850 |
| 44801 | 266-C , 272 | 100 | 801-DC2 | 11003B | 850 |
| 18111 | 268-C | 101 | 804-DC2 | 11005B | 851 |
| 44804 | 268-C | 101 | 804-DC2 | 11005B | 851 |
| 55804 | 268-C | 101 | 804-DC2 | 11005B | 851 |
| 18113 | 279 , 270 | 102 | 806-DC2 | 11007B | 852 |
| 44806 | 279 , 270 | 102 | 806-DC2 | 11007B | 852 |
| 55806 | 279 , 270 | 102 | 806-DC2 | 11007B | 852 |
| 02-55807 | 273TB | 103 | 807-DC2 | 11010B | 853 |
| 02-55808 | 274 | 104 | 808-DC2 | 11012B | 854 |
| 02-55809 | 275 | 105 | 809-DC2 | 11015B | 855 |
| 02-55810 | 276 | 106 | 810-DC2 | 11020B | 856 |
| 57201 | HA807 | 141 | 1191-DC2 | 16405B | 260 |
| 44501 | XC220 | 130 | 501-DC2 | 05803B | 845 |
| C-550 | XC220 | 130 | 501-DC2 | 05803B | 845 |
| 51309 | GC003 | 626A | 1309B | 36010BK | 720B |
| 51310 | GC003DB | 620DB | DB1309 | 36019BK | 720DB |
| 51311 | GC006 | 626B | 1313B | 36020BK | 721B |
| 51313 | GC009 | 626C | 1315B | 36040BK | 722B |
| 44509 | BL 182B | 621 | 1325B | 36210BK | 730B |
| 51509 | BL 182B | 621 | 1325B | 36210BK | 730B |
| 45250 | 5121-TB | 651 | 250-DC2 | 02105B | 820 |
| TC-601 | 5121-TB | 651 | 250-DC2 | 02105B | 820 |
| 18023 | 5221 | 652 | 251-DC2 | 02107B | 821 |
| TC-602 | 5221 | 652 | 251-DC2 | 02107B | 821 |
| 55351 | TC812 | 652i | 251-DCI2 | 82107B | 821A |
| 55254 | 5521-TB | 655 | 254-DC2 | 02115B | 824 |
| 02-55256 | TC217SC | 657 | 256-DC2 | 02125B | 826 |
| 18022 | 5120 | 661 | 260-DC | 02205B | 830 |
| TC-611 | 5120 | 661 | 260-DC | 02205B | 830 |
| 18024 | 5220 | 662 | 261-DC | 02207B | 831 |
| TC-612 | 5220 | 662 | 261-DC | 02207B | 831 |
| 55263 | 5420 | 664 | 263-DC | 02212B | 833 |
| 55264 | 5520 | 665 | 264-DC | 02215B | 834 |
| 55265 | 5620 | 666 | 265-DC | 02220B | 835 |
| 02-55066 | TK217SC | 667 | 266-DC | 02225B | 836 |
| 02-55266 | TK217SC | 667 | 266-DC | 02225B | 836 |
| 02-55267 | TK218SC | 668 | 267-DC | 02230B | 837 |
| 52100 | 6H0-B | 601 | 2100 | 67800B | 2000 |
| 52110 | 6H1-B | 602 | 2110 | 67810B | 2010 |
| 52120 | 6H2-B | 603 | 2120 | 67820B | 2020 |
| 52130 | 6H2-1/2-B | 604 | 2125 | 67825B | 2025 |
| 44140 | 6H4-B | 605 | 2140 | 67830B | 2040 |
| 49140 | 6H4-B | 605 | 2140 | 67830B | 2040 |
| 52140 | 6H4-B | 605 | 2140 | 67830B | 2040 |
| 44150 | 6H5-B | 606 | 2150 | 67850B | 2050 |
| 49145 | 6H5-B | 606 | 2150 | 67850B | 2050 |
| 52150 | 6H5-B | 606 | 2150 | 67850B | 2050 |
| 52155 | 6H6-B | 607 | 2160 | 67860B | 2060 |
| 52156 | 6H7-B | 608 | 2170 | 67870B | 2070 |
| 18279 | 3301-C , 449C | 180 | 280-DC | 15303B | 860 |
| 44279 | 3301-C , 449C | 180 | 280-DC | 15303B | 860 |

FITTING CROSS REFERENCE

| SIGMA | T&B | TOPAZ | BRIDGEPORT | HALEX | ARLINGTON |
|------------|---------------|-------|-----------------|----------|-----------|
| 57003 | 3301-C , 449C | 180 | 280-DC | 15303B | 860 |
| 18280 | C15154 | 182 | 281-DC | 15305B | 861 |
| 44280 | C15154 | 182 | 281-DC | 15305B | 861 |
| 55280 | C15154 | 182 | 281-DC | 15305B | 861 |
| 18403 | 842AL | 751 | 1102-DC | 07005B | 501 |
| 57202 | 842AL | 751 | 1102-DC | 07005B | 501 |
| 18404 | 843AL | 752 | 1103-DC | 07007B | 502 |
| 57203 | 843AL | 752 | 1103-DC | 07007B | 502 |
| 49204 | 844AL | 753 | 1104-DC | 07010B | 503 |
| 57204 | 844AL | 753 | 1104-DC | 07010B | 503 |
| 49205 | 845AL | 754 | 1105-DC | 07012B | 504 |
| 57205 | 845AL | 754 | 1105-DC | 07012B | 504 |
| 49206 | 846AL | 755 | 1106-DC | 07015B | 505 |
| 57206 | 846AL | 755 | 1106-DC | 07015B | 505 |
| 49209 | 847AL | 756 | 1107-DC | 07020B | 506 |
| 57207 | 847AL | 756 | 1107-DC | 07020B | 506 |
| 02-57208 | 848AL | 757 | 1108-DC | 07025B | 507 |
| 02-51251 | SH-101 | 731 | 01251 / 1251 | 58005BK | 140 |
| 02-51252 | SH-102 | 732 | 01252 / 1252 | 58007BK | 141 |
| 02-51257 | SH-107 | 737 | 01257 / 1257 | 58025BK | 146 |
| 02-51258 | SH-108 | 738 | 01258 / 1258 | 58030BK | 147 |
| 55289 | BL 49-1 | 131 | 581-DC | 04905B | GF860 |
| 55290 | BL 49-2 | 132 | 582-DC | 04907B | GF862 |
| 49291 | BL 49-3 | 133 | 583-DC | 04910 | GF863 |
| 55291 | BL 49-3 | 133 | 583-DC | 04910 | GF863 |
| 18160 | GC-203 | 620Z | 1309DC | 16010B | 720Z |
| 51308 | GC-203 | 620Z | 1309DC | 16010B | 720Z |
| 51308B | GC-203B | 630Z | 1307-B | 06010BKP | 720B |
| 18630 | 291-C | 350 | 601-DC2 | 15803B | 846 |
| 44630 | 291-C | 350 | 601-DC2 | 15803B | 846 |
| 55630 | 291-C | 350 | 601-DC2 | 15803B | 846 |
| 18071 | TS-101 | 511 | 920-S | 61505B | 370 |
| 18823 | TS-901 | 521 | 1920 | 61605B | 360 |
| 18072 | TS-102 | 512 | 921-S | 61507B | 371 |
| 18824 | TS-902 | 522 | 1921 | 61607B | 361 |
| 18069 | TS-103 | 513 | 922-S | 61510B | 372 |
| 18828 | TS-903 | 523 | 1922 | 61610B | 362 |
| 55925-S | TS-106 | 516 | 925-S | 61520B | 375 |
| 51925 | TS-906 | 526 | 1925 | 61620B | 365 |
| 44002 | NC301 | 120 | 650DC2 | 05703BK | 841 |
| 57002 | NC301 | 120 | 650DC2 | 05703BK | 841 |
| 18058-1 | NC301 | 120 | 650DC2 | 05703BK | 841 |
| C-510 | NC301 | 120 | 650DC2 | 05703BK | 841 |
| 18125 | XC221 | 121 | 507-DC2 | 04805B | L48 |
| 56090 | XC221 | 121 | 507-DC2 | 04805B | L48 |
| 02-55647LB | BL 96-7CG | LB7CG | 03647 / LB-47CG | 58625BK | 936LBCG |
| 02-55648LB | BL 96-8CG | LB8CG | 03648 / LB-48CG | 58630BK | 937LBCG |
| 18401 | H0221 | 111 | 1520-DC | 04005B | 6A2 |
| 44020 | H0221 | 111 | 1520-DC | 04005B | 6A2 |
| 51520 | H0221 | 111 | 1520-DC | 04005B | 6A2 |
| 18402 | H0222 | 112 | 1521-DC | 04007B | 6A3 |
| 44021 | H0222 | 112 | 1521-DC | 04007B | 6A3 |

FITTING CROSS REFERENCE

| SIGMA | T&B | TOPAZ | BRIDGEPRT | HALEX | ARLINGTON |
|----------|----------|-------|----------------|---------|-----------|
| 51521 | H0222 | 112 | 1521-DC | 04007B | 6A3 |
| 51522 | H0223 | 113 | 1522-DC | 04010B | 6A4 |
| 51523 | H0224 | 114 | 1523-DC | 04012B | 6A5 |
| 51524 | H0225 | 115 | 1524-DC | 04015B | 6A6 |
| 51525 | H0226 | 116 | 1525-DC | 04020B | 6A7 |
| 18052 | 1222 | 831 | 321 | 75205B | 440 |
| 47321 | 1222 | 831 | 321 | 75205B | 440 |
| 49321 | 1222 | 831 | 321 | 75205B | 440 |
| 55321 | 1222 | 831 | 321 | 75205B | 440 |
| 18060 | 1223 | 832 | 322 | 75207B | 441 |
| 47322 | 1223 | 832 | 322 | 75207B | 441 |
| 49322 | 1223 | 832 | 322 | 75207B | 441 |
| 55322 | 1223 | 832 | 322 | 75207B | 441 |
| 18086 | 1224 | 833 | 323 | 75210B | 442 |
| 49323 | 1224 | 833 | 323 | 75210B | 442 |
| 55323 | 1224 | 833 | 323 | 75210B | 442 |
| 18065 | 1225 | 834 | 324 | 75212B | 443 |
| 49324 | 1225 | 834 | 324 | 75212B | 443 |
| 55324 | 1225 | 834 | 324 | 75212B | 443 |
| 18087 | 1226 | 835 | 325 | 75215B | 444 |
| 49325 | 1226 | 835 | 325 | 75215B | 444 |
| 55325 | 1226 | 835 | 325 | 75215B | 444 |
| 18083 | 1227 | 836 | 326 | 75220B | 445 |
| 49326 | 1227 | 836 | 326 | 75220B | 445 |
| 55326 | 1227 | 836 | 326 | 75220B | 445 |
| 49327 | 1228 | 837 | 327 | 75225B | 446 |
| 55327 | 1228 | 837 | 327 | 75225B | 446 |
| 49328 | 1229 | 838 | 328 | 75230B | 447 |
| 55328 | 1229 | 838 | 328 | 75230B | 447 |
| 55551 | TL-211 | 371 | 51-DC2 | 14305B | 8930 |
| 18441 | TL-201 | 381 | 61-DC | 14405B | THL500 |
| 55561 | TL-201 | 381 | 61-DC | 14405B | THL500 |
| 55671 | HL-611 | 361 | 71-DC2 | 94205B | 910 |
| 18411 | HL-601 | 351 | 81-DC | 94105B | HL500 |
| 55681 | HL-601 | 351 | 81-DC | 94105B | HL500 |
| 55552 | TL-212 | 372 | 52-DC2 | 14307B | 8940 |
| 18442 | TL-202SC | 382 | 62-DC | 14407B | THL750 |
| 44562 | TL-202SC | 382 | 62-DC | 14407B | THL750 |
| 55562 | TL-202SC | 382 | 62-DC | 14407B | THL750 |
| 55672 | HL-612 | 362 | 72-DC2 | 94207B | 911 |
| 18412 | HL-602 | 352 | 82-DC | 94107B | HL750 |
| 55682 | HL-602 | 352 | 82-DC | 94107B | HL750 |
| 02-55683 | HL-603 | 353 | 83-DC | 94110B | HL1000 |
| 18162 | G4DS | 411 | 01351 / GRC-50 | 35905BK | 780 |
| 56005 | G4DS | 411 | 01351 / GRC-50 | 35905BK | 780 |
| 56106 | G5DS | 412 | 01352 / GRC-63 | 35906BK | 781 |
| 49164 | GRC-134 | 413 | 01353 / GRC-75 | 35907BK | 782 |
| 56107 | GRC-134 | 413 | 01353 / GRC-75 | 35907BK | 782 |
| 18003 | RB-121 | RB2 | 1161 | 13205B | 522 |
| 59001 | 601AL-TB | RB2 | 1161 | 13205B | 522 |
| 18004 | RB-131 | RB3 | 1162 | 13305B | 523 |
| 59002 | 602AL-TB | RB3 | 1162 | 13305B | 523 |

FITTING CROSS REFERENCE

| SIGMA | T&B | TOPAZ | BRIDGEPRT | HALEX | ARLINGTON |
|--------------|----------------|--------------|------------------|--------------|------------------|
| 18008 | RB-132 | RB4 | 1163 | 13307B | 524 |
| 59003 | 603AL-TB | RB4 | 1163 | 13307B | 524 |
| 1801 | 1211-TB | 531 | 901-S | 61105B | 340 |
| 55900-S | 1211-TB | 531 | 901-S | 61105B | 340 |
| 44830 | HS 901 | 541 | 1901 | 61205B | 350 |
| 47830 | HS 901 | 541 | 1901 | 61205B | 350 |
| 51901 | HS 901 | 541 | 1901 | 61205B | 350 |
| 1802 | 1212-TB | 532 | 902-S | 61107B | 341 |
| 55901-S | 1212-TB | 532 | 902-S | 61107B | 341 |
| 44831 | HS 902 | 542 | 1902 | 61207B | 351 |
| 51902 | HS 902 | 542 | 1902 | 61207B | 351 |
| 1803 | 1213-TB | 533 | 903-S | 61110B | 342 |
| 49902 | 1213-TB | 533 | 903-S | 61110B | 342 |
| 55902-S | 1213-TB | 533 | 903-S | 61110B | 342 |
| 51903 | HS 903 | 543 | 1903 | 61210B | 352 |
| 55903-S | 1214-TB | 534 | 904-S | 61112B | 343 |
| 44833 | HS 904 | 544 | 1904 | 61212B | 353 |
| 49833 | HS 904 | 544 | 1904 | 61212B | 353 |
| 51904 | HS 904 | 544 | 1904 | 61212B | 353 |
| 49904 | 1215-TB | 535 | 905-S | 61115B | 344 |
| 55904-S | 1215-TB | 535 | 905-S | 61115B | 344 |
| 51905 | HS 905 | 545 | 1905 | 61215B | 354 |
| 55905-S | 1216-TB | 536 | 906S | 61120B | 345 |
| 51906 | HS 906 | 546 | 1906 | 61220B | 355 |
| 18002 | 3701 | 900 | 1061 | 68205B | RW1 |
| 49301 | 3701 | 900 | 1061 | 68205B | RW1 |
| 55001 | 3701 | 900 | 1061 | 68205B | RW1 |
| B900 | 3701 | 900 | 1061 | 68205B | RW1 |
| 18000 | 3703 | 901 | 1062 | 68305B | RW2 |
| 49302 | 3703 | 901 | 1062 | 68305B | RW2 |
| 55002 | 3703 | 901 | 1062 | 68305B | RW2 |
| B901 | 3703 | 901 | 1062 | 68305B | RW2 |
| 18001 | 3704 | 902 | 1063 | 68307B | RW3 |
| 49303 | 3704 | 902 | 1063 | 68307B | RW3 |
| 55003 | 3704 | 902 | 1063 | 68307B | RW3 |
| B902 | 3704 | 902 | 1063 | 68307B | RW3 |
| 49304 | 3706 | 903 | 1064 | 68405B | RW4 |
| 55004 | 3706 | 903 | 1064 | 68405B | RW4 |
| 49305 | 3707 | 904 | 1065 | 68407B | RW5 |
| 55005 | 3707 | 904 | 1065 | 68407B | RW5 |
| 18011 | 3708 | 905 | 1066 | 68410B | RW6 |
| 49306 | 3708 | 905 | 1066 | 68410B | RW6 |
| 55006 | 3708 | 905 | 1066 | 68410B | RW6 |
| 49307 | 3710 | 906 | 1067 | 68505B | RW7 |
| 55007 | 3710 | 906 | 1067 | 68505B | RW7 |
| 49309 | 3712 | 908 | 1069 | 68510B | RW9 |
| 55009 | 3712 | 908 | 1069 | 68510B | RW9 |
| 18012 | 3713 | 909 | 1070 | 68512B | RW10 |
| 49310 | 3713 | 909 | 1070 | 68512B | RW10 |
| 55010 | 3713 | 909 | 1070 | 68512B | RW10 |
| 49312 | 3715-TB | 911 | 1072 | 68607B | RW12 |
| 55012 | 3715-TB | 911 | 1072 | 68607B | RW12 |

FITTING CROSS REFERENCE

| SIGMA | T&B | TOPAZ | BRIDGEPRT | HALEX | ARLINGTON |
|----------|-------------|-------|-----------|---------|-----------|
| 49313 | 3716 | 912 | 1073 | 68610B | RW13 |
| 55013 | 3716 | 912 | 1073 | 68610B | RW13 |
| 49314 | 3717 | 913 | 1074 | 68612B | RW14 |
| 55014 | 3717 | 913 | 1074 | 68612B | RW14 |
| 18013 | 3718 | 914 | 1075 | 68615B | RW15 |
| 49315 | 3718 | 914 | 1075 | 68615B | RW15 |
| 55015 | 3718 | 914 | 1075 | 68615B | RW15 |
| 49421 | NIL | 920 | 1081 | 68620B | RW21 |
| 55021 | NIL | 920 | 1081 | 68620B | RW21 |
| B952 | 3303-C | 952 | 670-DC2 | 05107B | 842 |
| C-750 | 3303-C | 952 | 670-DC2 | 05107B | 842 |
| 55663 | 3304 | 143R | 672-DC2 | 05110B | 843 |
| 44694 | 3305 | 144R | 674-DC2 | 05112B | 844 |
| 44695 | 3306 | 145R | 675-DC2 | 05115B | 848 |
| 44696 | 3307 | 146R | 676-DC2 | 05120B | 849 |
| 47230 | 8125 | 631 | 30-DC2 | 12105B | 800 |
| 55330 | TC821 | 631i | 30-DCI2 | 92105B | 800A |
| 18123 | 8225 | 632 | 31-DC2 | 12107B | 801 |
| 55331 | TC822 | 632i | 31-DCI2 | 92107B | 801A |
| 55234 | 8525-TB | 635 | 234-DC2 | 12115B | 804 |
| 55235 | 8625 | 636 | 235-DC2 | 12120B | 805 |
| 02-55236 | 8725-TB | 637 | 236-DC2 | 12125B | 806 |
| 02-55237 | 8825 | 638 | 237-DC2 | 12130B | 807 |
| 18122 | 8124 | 641 | 240-DC | 12205B | 810 |
| 47240 | 8124 | 641 | 240-DC | 12205B | 810 |
| 18124 | 8224-TB | 642 | 241-DC | 12207B | 811 |
| 55243 | 8424 | 644 | 243-DC | 12212B | 813 |
| 55245 | 8624 | 646 | 245-DC | 12220B | 815 |
| 02-55246 | 8724-TB | 647 | 246-DC | 12225B | 816 |
| 02-55247 | 8824-TB | 648 | 247-DC | 12230B | 817 |
| 55664 | NC041 | 954 | 664-DC2 | 5112BK | 844S |
| 55675 | NC051 | 955 | 665-DC2 | 05115BK | 848S |
| 55676 | NC061 | 956 | 666-DC2 | 05120BK | 849S |
| 18129 | XC-240 | 450 | 519-DC2 | 04403B | GF38 |
| 44009 | XC-240 | 450 | 519-DC2 | 04403B | GF38 |
| 56009 | XC-240 | 450 | 519-DC2 | 04403B | GF38 |
| GC-38 | XC-240 | 450 | 519-DC2 | 04403B | GF38 |
| 18130 | XC241 | 451 | 520-DC2 | 04405B | GF50 |
| 45010 | XC241 | 451 | 520-DC2 | 04405B | GF50 |
| GC-50 | XC241 | 451 | 520-DC2 | 04405B | GF50 |
| 18131 | SICN075 | 452 | 521-DC2 | 04407B | GF75 |
| 44011 | SICN075 | 452 | 521-DC2 | 04407B | GF75 |
| GC-75 | SICN075 | 452 | 521-DC2 | 04407B | GF75 |
| 02-56012 | SICN100 | 453 | 522-DC2 | 04410B | GF100 |
| 02-57013 | SICN125 | 454 | 523-DC2 | 04412B | GF125 |
| 02-57014 | SICN150 | 455 | 524-DC2 | 04415B | GF150 |
| 02-57015 | SICN200 | 456 | 525-DC2 | 04420B | GF200 |
| 18127 | ED02488-074 | 461 | 530-DC | 04505B | GFC50 |
| 44013 | ED02488-074 | 461 | 530-DC | 04505B | GFC50 |
| 56013 | ED02488-074 | 461 | 530-DC | 04505B | GFC50 |
| 18128 | SICP075 | 462 | 531-DC | 04507B | GFC75 |
| 44014 | SICP075 | 462 | 531-DC | 04507B | GFC75 |

FITTING CROSS REFERENCE

| SIGMA | T&B | TOPAZ | BRIDGEPRT | HALEX | ARLINGTON |
|--------------|----------------|--------------|------------------|--------------|------------------|
| 56014 | SICP075 | 462 | 531-DC | 04507B | GFC75 |
| 02-56015 | SICP100 | 463 | 532-DC | 04510 | GFC100 |
| 02-56016 | SICP125 | 464 | 533-DC | 04512 | GFC125 |
| 02-56017 | XK245 | 465 | 534-DC | 04515 | GFC150 |
| 02-56018 | XK246 | 466 | 535-DC | 04520 | GFC200 |
| 02-51031 | BL 903XL | 214XL | 1028-XL | 59012BK | 923XLSLB |
| 18084 | 143 | 283 | 103 | 61910B | 403 |
| 18082 | 144 | 284 | 104 | 61912B | 404 |
| 55104 | 144 | 284 | 104 | 61912B | 404 |
| 18085 | 145 | 285 | 105 | 61915B | 405 |
| 55105 | 145 | 285 | 105 | 61915B | 405 |
| 55106 | 146 | 286 | 106 | 61920B | 406 |
| 55107 | 147 | 287 | 107 | 61925B | 407 |
| 55108 | 148 | 288 | 108 | 61930B | 408 |
| 55110 | 150 | 290 | 110 | 61940B | 410 |
| 44401 | 253-TB | 150 | 403-DC2 | 04203B | L42 |
| 18407 | 254-C | 151 | 407-DC2 | 04205B | L421 |
| 44407 | 254-C | 151 | 407-DC2 | 04205B | L421 |
| 55407 | 254-C | 151 | 407-DC2 | 04205B | L421 |
| SC-50 | 254-C | 151 | 407-DC2 | 04205B | L421 |
| 18408 | 255 | 152 | 408-DC2 | 04207B | L422 |
| 44408 | 255 | 152 | 408-DC2 | 04207B | L422 |
| 55408 | 255 | 152 | 408-DC2 | 04207B | L422 |
| 02-55410 | 256 | 153 | 410-DC2 | 04210B | L423 |
| 02-55412 | 257 | 154 | 412-DC2 | 04212B | L424 |
| 02-55414 | 258 | 155 | 414-DC2 | 04215B | L425 |
| 02-55416 | 259 | 156 | 416-DC2 | 04220B | L426 |
| 18820 | 2111 | 871 | 761-UF | 06605BKP | UF50 |
| 56092 | 2111 | 871 | 761-UF | 06605BKP | UF50 |
| 18821 | 2232 | 872 | 762-UF | 06607BKP | UF75 |
| 56093 | 2232 | 872 | 762-UF | 06607BKP | UF75 |
| 49070 | 370 | 201 | 151DC | 16305B | WH1 |
| 02-54072 | H100-TB | 203 | 153DC | 16310B | WH3 |
| 02-54073 | H125-TB | 204 | 154DC | 16312B | WH4 |
| 02-54074 | H150-TB | 205 | 155DC | 16315B | WH5 |
| 02-54075 | H200-TB | 206 | 156DC | 16320B | WH6 |
| 02-54076 | H250-TB | 207 | 157DC | 16325B | WH7 |
| 02-54077 | H300-TB | 208 | 158DC | 16330B | WH8 |

WEATHERPROOF CROSS REFERENCE

| SIGMA | HUBBELL | EGS | T&B | P&S | CROUSE HINDS |
|-----------|----------|----------|-----------|-----------|--------------|
| 14005 | 5269-0 | WPLG504 | PLG-1 | WPBP50 | TP7940 |
| 14007 | 5270-0 | WPLG754 | PLG-2 | WPBP75 | TP7944 |
| 14223 | 5406-0 | WE1 | IHE | WPEX1 | TP7120 |
| 14236 | 5363-0 | WERX50 | SE-47 | WPEX3 | TP7152 |
| 14240 | 5173-0 | WCB1 | CCB | WPB1 | TP7292 |
| 14245 | 5181-0 | WHD1 | CCD | CA8-GH | TP7207 |
| 14246 | 5147-0 | WVD1 | CCDV | CA8-GV | TP7199 |
| 14248 | 5104-0 | WVG1 | CCGV | CA26-GV | TP7240 |
| 14249 | 5102-0 | WHG1 | CCG | CA26-GH | TP7236 |
| 14250 | 5320-0 | WSM150 | IH3-1 | WPB23 | TP7010 |
| 14251 | 5321-0 | WSL150 | IH4-1 | WPB24 | TP7026 |
| 14252 | 5324-0 | WSM175 | IH3-2 | WPB33 | TP7018 |
| 14253 | 5330-0 | WSL175 | IH4-2 | WPB34 | TP7034 |
| 14255 | 5385-0 | WDM150 | IHD3-1 | WPBD23 | TP7074 |
| 14256 | 5386-0 | WDM175 | IHD3-2 | WPBD33 | TP7078 |
| 14257 | 5387-0 | WDM110 | IHD3-3 | WPBD43 | TP7082 |
| 14323 | 5407-0 | WE2 | 2IHE | WPEX2 | TP7123 |
| 14330 | 5936-0 | WLI | L-80-D | PAR1 | TP7163 |
| 14340 | 5175-0 | WCB24 | 2CCB | WPB2 | TP7296 |
| 14350 | 5333-0 | WSM250 | 2IH3-1 | WPB232 | TP7086 |
| 14351 | 5335-0 | WSL250 | 2IH4-1 | WPB242 | TP7094 |
| 14352 | 5341-0 | WSM275 | 2IH3-2 | WPB332 | TP7090 |
| 14353 | 5343-0 | WSL275 | 2IH4-2 | WPB342 | TP7098 |
| 14371 | 5186-0 | WC1150 | LC-11 | WPB11 | TP7312 |
| 14373 | 5989-0 | WC1350 | LC-31 | WPB13 | TP7320 |
| 14381 | 5193-0 | WCR150 | S-1-RD | WPRB11 | TP7300 |
| 14383 | 5997-0 | WCR350 | S-3-RD | WPRB13 | TP7308 |
| 14782 | 5625-0WM | WCR2L | 2L80D2 | WPLKIT1 | TP7330 |
| 18339 | 5269-0 | WPLG504 | PLG-1 | WPBP50 | TP7940 |
| 18341 | 5270-0 | WPLG754 | PLG-2 | WPBP75 | TP7944 |
| 143854 | 5361-0 | WRX50 | S-47 | WPRB25 | TP7146 |
| 14005WH | 5269-1 | WPLG504W | PLG-1-WH | WPBP50-W | TP7941 |
| 14240BR | 5973-2 | WCB1B | CCB-BR | WPB1-BR | TP7294 |
| 14250BR | 5320-2 | WSM150B | IH3-1-BR | WPB23-BR | TP7012 |
| 14250WH | 5320-1 | WSM150W | IH3-1-WH | WPB23-W | TP7011 |
| 14251-5 | 5322-0 | WSP150 | IH5-1 | WPB25 | TP7042 |
| 14251-5X | 5323-0 | WSX150 | IH5S2-1 | WPB26 | TP7058 |
| 14252-5X | 5332-0 | WSX175 | IH5S2-2 | WPB36 | TP7066 |
| 14253-5 | 5331-0 | WSP175 | IH5-2 | WPB35 | TP7050 |
| 14330BR | 5936-2 | WLIB | L-80-BR | PAR1-BR | TP7165 |
| 14330WH | 5936-1 | WLIW | L-80-WH | PAR1-W | TP7164 |
| 14351-5 | 5337-0 | WSP250 | 2IH5-1 | WPB252 | TP7102 |
| 14351-7 | 5340-0 | WST250 | 2IH7-1 | WPB287 | TP7110 |
| 14352-5X | 5342-0 | WSX275 | 2IH7S2-2 | WPB362 | TP7122 |
| 14353-5 | 5345-0 | WSP275 | 2IH5-2 | WPB352 | TP7106 |
| 14373BR | 5989-2 | WC1350B | LC-31-BR | WPB13-BR | TP7322 |
| 14373WH | 5989-1 | WC1350W | LC-31-WH | WPB13-W | TP7321 |
| 14381WH | 5193-1 | WCR150W | S-1-RD-WH | WPRB11-W | TP7301 |
| 14383BR | 5997-2 | WCR350B | S-3-RD-BR | WPRB13-BR | TP7310 |
| 14383WH | 5997-1 | WCR350W | S-3-RD-WH | WPRB13-W | TP7309 |
| 143854-75 | 5372-0 | WRX75 | S-48 | WPRB35 | TP7150 |
| 143854BR | 5981-2 | WRX50B | S-47-BR | WPRB25-BR | TP7149 |
| 143854WH | 5981-1 | WRX50W | S-47-WH | WPRB25-W | TP7148 |
| 14782WH | 5625-1 | WCR2LW | 2L80D2-WH | WPLKIT2 | TP7331 |
| 18339WH | 5269-1 | WPLG504W | PLG-1-WH | WPBP50-W | TP7941 |



**Headquarters
Garner, USA**



**Sand Casting Plant
Jaipur, India**



**Zinc Plant
Pune, India**



**Aluminum Plant
Pune, India**



**Copper & Iron Plant
Jaipur, India**



EL FABRICANTE LIDER DE
COMPONENTES ELECTRICOS PARA MERCADOS
COMERCIALES, INDUSTRIALES,
RESIDENCIALES Y DE SERVICIOS

120 Sigma Drive • Garner, NC 27529

919-773-0011

Visit us at www.sigmaelectric.com