

# RETAIL CATALOG

## Conduit Fittings | Weatherproof Products





For more than thirty years, Sigma Electric has been the trusted source for over 2,000 electrical products worldwide and is a global leader in the manufacture of precision metal and plastic products. Sigma's products include a complete line of electrical fittings and hardware for the industrial, commercial, and residential construction industry. We design and produce fittings for all standard conduit and cable systems including: Rigid Conduit, IMC, EMT, Flexible Metal Conduit, BX/MC/AC Cable, Liquid-Tight Conduit, Service Entrance Cable, Flexible Cord, and Non-Metallic Cable as well as an extensive line of grounding products.

Sigma is also the industry leader in outdoor weatherproof products from floodlight kits to innovative outlet covers that can be installed vertically or horizontally. All products in our weatherproof line are designed, tested, and UL approved to meet or exceed all applicable NEC requirements for wet and damp locations.

Sigma's Retail partners can expect the following:

### **World-Class Supply Chain Management**

At Sigma, we take pride in service levels that meet or exceed our customers' expectations, and we offer best in class solutions to meet fluctuations in demand. US-based sales, customer service and supply chain management teams in Garner, NC support our customers' planning staff utilizing historical purchase data and point-of-sale information to ensure appropriate inventory levels, on-time deliveries, and high fill-rates. All of Sigma's India-based manufacturing facilities and our US-based warehouse operate under one Enterprise Resource Planning (ERP) system which allows for complete visibility of orders and inventory levels allowing for immediate reaction to demand fluctuations. In addition, our Garner, NC team utilizes a state of the art Warehouse Management System (WMS) to precisely track inventory throughout the supply chain.

### **Exceptional Quality**

All of Sigma's India-based manufacturing facilities rigorously conform to quality systems in accordance with ISO 9001 standards. This includes having in-house certification laboratories to test and certify all products in all locations. Our plants have the ability to perform certification tests under UL's Witness Test Data Program, thereby enabling faster product approvals.

In addition, Sigma's global sourcing group procures raw materials from world-class suppliers to further ensure product quality. Key strategic suppliers are backward integrated with lean principles to improve efficiency and eliminate waste.

### **Innovation**

At Sigma, we understand the needs of the contractor. We know that developing quality, time-saving products for the contractor customer base is critical not only to our success but to the success of our customers as well. From labor-saving innovations such as our Snap Lock® fittings line to our Universal outlet cover that saves time for the end-user and space in the planogram for the Retailer, Sigma is dedicated to product innovation that increases sales.

### **International Business Compliance**

In today's global economy, ensuring that the products you place on your shelves are produced by a company in compliance with all government regulations is paramount. At Sigma, we take pride in our regulatory compliance and in offering the peace of mind that compliance brings to our customers.

120 Sigma Drive • Garner, NC 27529  
919-773-0011  
Visit us at [www.sigmaelectric.com](http://www.sigmaelectric.com)

# TABLE OF CONTENTS

## CONDUIT FITTINGS

### EMT

10 Set Screw Connectors



11 Insulated Set Screw Connectors



12 Set Screw Couplings



13 Compression Connectors



14 Snap Lock® Compression Connectors



14 Insulated Compression Connectors



15 Rain-Tight Compression Connectors



16 Compression Couplings



17 Snap Lock® Compression Couplings




17 Rain-Tight Compression Couplings



18-19 Combination Couplings



20 Offset Connectors



21 90° Connectors



22-24 Pull Elbows



25 Conduit Bodies



26 90° & 45° Elbows



27-28 One-Hole & Two-Hole Straps



29 Nail Straps & Conduit Hangers



30 Pipe Caps & Insulating Bushings



# TABLE OF CONTENTS

## RIGID


31 Compression Connectors & Couplings



32 Threaded & Combination Couplings



33 Threaded & Offset Nipples



34 Conduit Nipples & Locknuts



35 Reducing Washers & Bushings



36 Plastic Bushings



37 Insulated Grounding Bushings



38 Box Spacers & Watertight Conduit Hubs



39-40 Pull Elbows



41 90° Elbows & Combination Conduit Bodies



42 Threaded Conduit Bodies



43 Service Entrance Ells & Mogul Conduit Bodies



44 One-Hole & Two-Hole Straps



45 Clamp Back and Strap



## NM/SE

46 Clamp Type Connectors



46 Snap Lock® Clamp Type Connectors



47 SE Clamp Type & Two Piece Connectors



48 Combination Couplings



49 NM Cable Connectors





# TABLE OF CONTENTS

## NM/SE (cont.)

50 UF & Service Entrance Cable Connectors



51-52 One-Hole & Two-Hole Straps



53-54 Service Entrance Heads



54-55 Sill Plates



56 Porcelain Wireholders



57-58 Adjustable Wireholders & Conduit Supports



58 Wedge Clamp Connectors



## AC/MC/FLEX

59 AC/MC Connectors



59 Snap Lock® AC/MC Connectors

Time Saver



60 Double Snap Lock® AC/MC Connectors

Time Saver



Tool Free Installation

61 Double Snap Lock® Cut-In Connectors

Time Saver



Tool Free Installation

61 Combination Connectors



62 Squeeze & Insulated Squeeze Connectors



63 90° Squeeze & Insulated 90° Squeeze Connectors



64 Double Snap Lock® 90° Squeeze Connectors

Time Saver



Tool Free Installation

65 Duplex Connectors



65 Snap Lock® Duplex Connectors

Time Saver



66 Double Snap Lock® Duplex Connectors

Time Saver



Tool Free Installation

67 Saddle Connectors



# TABLE OF CONTENTS

## AC/MC/FLEX (cont.)

67 Snap Lock® Saddle Connectors



68 Snap-In Flex & Duplex Snap-In Flex Connectors



69 Screw-In & Insulated Screw-In Connectors



70 Snap Lock® Screw-In Connectors



70 Screw-In Couplings



71 Set Screw & Insulated Set Screw Flex Connectors



72 One-Hole Flex Straps & Anti-Short Bushings



## GROUNDING

73 Ground Clamps & Ground Clamps for Direct Burial



74 Ground Clamps for Armored Wire & Ground Clamp with Lug



75 Ground Clamps with Hub & Ground Clamps with Strap



76 Ground Clamps



77 Ground Rod Clamps & Universal Ground Rod Clamps



78 Intersystem Bonding Bridge & One-Hole Midget Straps



79 Copper Intersystem Bonding Bridge with Conduit Adaptor



79 Electrical Ground Code Tag



## LIQUID-TIGHT

80 Straight Connectors



81 90° Connectors



# TABLE OF CONTENTS

## ACCESSORIES

82 Cord Grip Connectors & Beam Clamps



83 Fixture Locknuts, Solderless Terminal Lugs & Ground Wires



84 Knockout Bushings & Knockout Seals



85 Nail Plates & Switch Box Supports



86 Conduit Hangers



# WEATHERPROOF PRODUCTS

## OUTLET BOXES & EXTENSION RINGS

88 One-Gang Outlet Boxes



89 Two-Gang Outlet Boxes



90 Round Outlet Boxes



91 Extension Rings



## COVERS

92-93 Blank Covers



94-95 Lampholder Covers



96-98 One-Gang Flip Covers



100-103 Two-Gang Flip Covers



104-105 Multiuse & Universal Covers



106 While-In-Use Covers



# TABLE OF CONTENTS

## RECEPTACLE & TOGGLE SWITCH KITS

107 Horizontal Duplex Kits



108-109 Universal Cover Receptacle Kits



110 While-In-Use Receptacle Kits



111 Toggle Switch Kits



## LAMPHOLDERS & LAMPHOLDER KITS

112 Lampholders



112 Quartz Halogen Lamp Heads



113 Spike-A-Lite® Lampholder



## LAMPHOLDER KITS

114 Round Cover and Lampholder Kits



115 Metal Light Kits



## LED LIGHTING

116 LED Lights



117 LED Light Kits



117 Motion Sensors



## NON-METALLIC OUTLET BOXES

118 One-Gang & Two-Gang Boxes



119 Round Outlet Boxes





# TABLE OF CONTENTS

## NON-METALLIC COVERS

120-121 Blank Covers



122 Lampholder Covers



123 One-Gang Duplex Receptacle & Toggle Switch Covers



124-125 Two-Gang Receptacle & Toggle Switch Covers



126 Universal & Multi-Use Receptacle Covers



127 While-In-Use Receptacle Covers



128 Slimline While-In-Use Receptacle Covers



129 Deep While-In-Use Receptacle Covers



## NON-METALLIC KITS

130 One-Gang While-In-Use GFCI Receptacle Kits



## NON-METALLIC LAMPHOLDERS

131 Lampholders



## WEATHERPROOF ACCESSORIES


132 Closure Plugs & Closure Plug Kits



133 Box Holder & Photoelectric Switch



134 Gaskets




135 Gasket Kit & Lampholder Gasket




# CONDUIT FITTINGS

# Set Screw Connector



Size 1/2" to 1"



Size 1-1/4" to 3"

**Use:**

Set screw type connectors are used to secure and terminate EMT conduit to a knockout in a metal box or enclosure. For dry location applications.

- Concrete-tight when taped
- 1-1/4" to 3" double set screw

**Material:**

- Zinc Die-Cast
- Zinc-Plated Steel

**Standards:**

UL 514B  
CSA C22.2 No. 18.3-12

**Certifications:**

Die-Cast: E210498 (1/2" - 2")  
E155411 (2-1/2" - 3")

LR57925


Steel: us E210498

Model Number	UPC (0-31857)	Trade Size	Product Dimensions (inches)			Retail Pack Quantity	Master Case Quantity
			A	B	C		
<b>Die-Cast</b>							
<b>Polybag</b>							
49230	492304	1/2"	1.07	0.39	0.72	1	50
18121	181215	1/2"	1.07	0.39	0.72	3	10
47230	472306	1/2"	1.07	0.39	0.72	3	20
44230	442309	1/2"	1.07	0.39	0.72	5	20
45230	452308	1/2"	1.07	0.39	0.72	10	12
49231	492311	3/4"	1.33	0.46	0.93	1	25
18123	181239	3/4"	1.33	0.46	0.93	2	5
44231	442316	3/4"	1.33	0.46	0.93	5	10
<b>Boxed - Individual UPC</b>							
55232M	111212	1"	1.46	0.53	1.17	1	20
02-55232	552329	1"	1.46	0.53	1.17	1	20
55233M	111229	1-1/4"	1.94	0.63	1.52	1	5
02-55233	552336	1-1/4"	1.94	0.63	1.52	1	9
02-55234	552343	1-1/2"	2.18	0.71	1.75	1	4
55234M	111236	1-1/2"	2.18	0.71	1.75	1	5
55235M	111243	2"	2.49	0.75	2.20	1	5
02-55235	552350	2"	2.49	0.75	2.20	1	6
02-55236	552367	2-1/2"	3.09	1.04	2.91	1	5
02-55237	552374	3"	3.39	1.06	3.53	1	2
<b>Bulk - No Individual UPC</b>							
55230	552305	1/2"	1.07	0.39	0.72	50	10
55231	552312	3/4"	1.33	0.46	0.93	25	10
<b>Contractor Pack</b>							
TC-501	652302	1/2"	1.07	0.39	0.72	50	5
TC-502	652319	3/4"	1.33	0.46	0.93	25	2


<b>Steel</b>							
<b>Polybag</b>							
49510	495107	1/2"	1.22	0.41	0.65	1	25
46510	465100	1/2"	1.22	0.41	0.65	5	30
49511	495114	3/4"	1.30	0.41	0.86	1	12
46511	465117	3/4"	1.30	0.41	0.86	5	10
<b>Boxed - Individual UPC</b>							
02-54512	545123	1"	1.61	0.43	1.11	1	20
02-54513	545130	1-1/4"	2.30	0.65	1.41	1	10
02-54514	545147	1-1/2"	2.40	0.69	1.65	1	5
02-54515	545154	2"	2.44	0.71	2.13	1	5
<b>Contractor Pack</b>							
02-53516	535162	1/2"	1.22	0.41	0.65	50	2
02-53517	535179	3/4"	1.30	0.41	0.86	25	2



## Insulated Set Screw Connector



Size 1/2" to 1"



Size 1-1/4" to 2"

**Use:**

Set screw type connectors are used to secure and terminate EMT conduit to a knockout in a metal box or enclosure. For dry location applications.

- Insulated
- Concrete-tight when taped
- 1-1/4" to 2" double set screw

**Material:**

- Zinc Die-Cast
- Zinc-Plated Steel

**Standards:**


UL 514B  
CSA C22.2 No. 18.3-12

**Certifications:**


Die-Cast: E210498 LR57925

Steel: us E210498


Model Number	UPC (0-31857)	Trade Size	Product Dimensions (inches)			Retail Pack Quantity	Master Case Quantity
			A	B	C		
<b>Die-Cast</b>							
<b>Polybag</b>							
67230	672300	1/2"	1.14	0.39	0.72	3	20
65230	752309	1/2"	1.14	0.39	0.72	10	20
64231	642310	3/4"	1.41	0.46	0.93	5	20
<b>Boxed - Individual UPC</b>							
65232	652326	1"	1.53	0.53	1.17	1	20
65233	652333	1-1/4"	2.02	0.63	1.52	1	25
65234	652340	1-1/2"	2.25	0.71	1.75	1	10
65235	652357	2"	2.55	0.75	2.20	1	10
<b>Contractor Pack</b>							
55330M	111373	1/2"	1.14	0.39	0.72	50	1
55331M	111380	3/4"	1.41	0.46	0.93	25	1
<b>Steel</b>							
<b>Polybag</b>							
69512	695126	1/2"	1.22	0.41	0.65	1	25
69513	695133	3/4"	1.30	0.41	0.86	1	12



# Set Screw Coupling



Size 1/2" to 1"



Size 1-1/4" to 2"

**Use:**

Set screw type couplings are used to join lengths of steel EMT conduit. For dry location applications.

- Concrete-tight when taped
- 1-1/4" to 3" double set screw

**Material:**

- Zinc Die-Cast
- Zinc-Plated Steel

**Standards:**

UL 514B  
CSA C22.2 No. 18.3-12

**Certifications:**

Die-Cast: E210498 (1/2" - 2")  
E155411 (2-1/2" - 3")

LR57925

Steel: E210498

Model Number	UPC (0-31857)	Trade Size	Product Dimensions (inches)			Retail Pack Quantity	Master Case Quantity
			A	B	C		

**Die-Cast**

**Polybag**

49240	492403	1/2"	1.34	0.93	0.72	1	50
18122	181222	1/2"	1.34	0.93	0.72	2	10
47240	472405	1/2"	1.34	0.93	0.72	3	20
44240	442408	1/2"	1.34	0.93	0.72	5	20
45240	452407	1/2"	1.34	0.93	0.72	10	10
49241	492410	3/4"	1.71	1.14	0.93	1	25
18124	181246	3/4"	1.71	1.14	0.93	2	5
44241	442415	3/4"	1.71	1.14	0.93	5	10

**Boxed - Individual UPC**

55242M	111250	1"	1.85	1.42	1.17	1	10
02-55242	552428	1"	1.85	1.42	1.17	1	20
55243M	111267	1-1/4"	2.50	1.82	1.52	1	5
02-55243	552435	1-1/4"	2.50	1.82	1.52	1	12
55244M	111274	1-1/2"	2.87	2.07	1.75	1	5
02-55244	552442	1-1/2"	2.87	2.07	1.75	1	10
55245M	111281	2"	3.44	2.54	2.21	1	5
02-55245	552459	2"	3.44	2.54	2.21	1	10
02-55246	552466	2-1/2"	4.02	3.29	2.90	1	5
02-55247	552473	3"	4.49	3.92	3.53	1	2

**Bulk - No Individual UPC**

55240	552404	1/2"	1.34	0.93	0.72	50	10
55241	552411	3/4"	1.71	1.14	0.93	25	10

**Contractor Pack**

TC-511	652401	1/2"	1.34	0.93	0.72	50	2
TC-512	652418	3/4"	1.71	1.14	0.93	25	2

**Steel**

**Polybag**


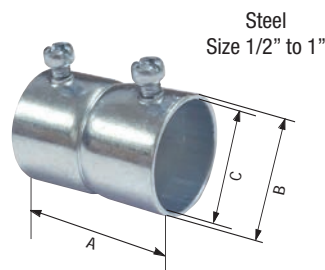
49520	495206	1/2"	1.57	0.84	0.73	1	25
46520	465209	1/2"	1.57	0.84	0.73	5	25
49521	495213	3/4"	1.57	1.06	0.94	1	25
46521	465216	3/4"	1.57	1.06	0.94	5	10

**Boxed - Individual UPC**

02-54522	545222	1"	1.86	1.31	1.19	1	15
02-54523	545239	1-1/4"	2.95	1.71	1.53	1	10
02-54524	545246	1-1/2"	2.95	1.94	1.76	1	5
02-54525	545253	2"	3.23	2.39	2.22	1	5


**Contractor Pack**

02-53518	535186	1/2"	1.57	0.84	0.73	50	2
02-53519	535193	3/4"	1.57	1.06	0.94	25	2





# Compression Connector



**Use:**

Compression type connectors are used to secure and terminate steel EMT conduit to a knockout in a metal box or enclosure. For dry location applications.

- Concrete-tight
- 2-1/2" and 3" also listed for Rigid conduit or IMC

**Material:**

- Zinc Die-Cast
- Zinc-Plated Steel

**Standards:**

UL 514B  
CSA C22.2 No. 18.3-12

**Certifications:**

Die-Cast: E210498 (1/2" - 2")  
E155411 (2-1/2" - 3")

LR57925

Steel: E210498

Model Number	UPC (0-31857)	Trade Size	Product Dimensions (inches)			Retail Pack Quantity	Master Case Quantity
			A	B	C		

**Die-Cast**

**Polybag**

49250	492502	1/2"	1.19	0.98	0.38	1	50
18021	180218	1/2"	1.19	0.98	0.38	3	10
44250	442507	1/2"	1.19	0.98	0.38	5	15
49251	492519	3/4"	1.29	1.22	0.41	1	25
18023	180232	3/4"	1.29	1.22	0.41	2	5
44251	442514	3/4"	1.29	1.22	0.41	5	5

**Boxed - Individual UPC**

55252M	111298	1"	1.48	1.52	0.55	1	10
02-55252	552527	1"	1.48	1.52	0.55	1	10
55253M	111304	1-1/4"	1.70	1.85	0.61	1	5
02-55253	552534	1-1/4"	1.70	1.85	0.61	1	8
55254M	111311	1-1/2"	1.86	2.15	0.62	1	5
02-55254	552541	1-1/2"	1.86	2.15	0.62	1	5
55255M	111328	2"	2.13	2.59	0.76	1	5
02-55255	552558	2"	2.13	2.59	0.76	1	5
02-55256	552565	2-1/2"	2.62	3.15	1.02	1	5
02-55257	552572	3"	2.70	3.97	1.04	1	2

**Bulk - No Individual UPC**

55250	552503	1/2"	1.19	0.98	0.38	50	10
55251	552510	3/4"	1.29	1.22	0.41	25	10

**Contractor Pack**

TC-601	652500	1/2"	1.19	0.98	0.38	50	2
TC-602	652517	3/4"	1.29	1.22	0.41	25	2


**Steel**

**Polybag**


49030	490300	1/2"	1.31	1.05	0.50	1	10
46030	460303	1/2"	1.31	1.05	0.50	5	20
49031	490317	3/4"	1.48	1.28	0.52	1	12
46031	460310	3/4"	1.48	1.28	0.52	5	10

**Boxed - Individual UPC**

02-54532	545321	1"	1.53	1.56	0.64	1	20
02-54533	545338	1-1/4"	1.70	1.94	0.68	1	10
02-54534	545345	1-1/2"	1.96	2.17	0.72	1	5
02-54535	545352	2"	2.07	2.68	0.72	1	5



## Snap Lock® Compression Connector



### Use:

Snap Lock® compression type connectors are used to secure and terminate steel EMT conduit to a knockout in a metal box or enclosure. The patent-pending Snap Lock® design provides a faster installation allowing the EMT conduit to snap into the fitting without the use of tools. For wet or dry location applications.

- Conduit snaps into connector
- Concrete-tight
- Rain-tight

### Material:

- Zinc Die-Cast

### Standards:


UL 514B  
CSA C22.2 No. 18.3-12

### Certifications:

UL<sup>®</sup> E210498

Model Number	UPC (0-31857)	Trade Size	Product Dimensions (inches)			Retail Pack Quantity	Master Case Quantity
			A	B	C		
<b>Polybag</b>							
49032	490324	1/2"	1.15	1.26	0.39	1	25
49033	490331	3/4"	1.18	1.50	0.39	1	15

## Insulated Compression Connector



### Use:

Compression type connectors are used to secure and terminate steel EMT conduit to a knockout in a metal box or enclosure. For dry location applications.

- Insulated
- Concrete-tight

### Material:

- Zinc Die-Cast

### Standards:


UL 514B  
CSA C22.2 No. 18.3-12

### Certifications:

UL<sup>®</sup> E210498    SF<sup>®</sup> LR57925

Model Number	UPC (0-31857)	Trade Size	Product Dimensions (inches)			Retail Pack Quantity	Master Case Quantity
			A	B	C		
<b>Polybag</b>							
69250	692506	1/2"	1.19	0.98	0.38	1	50
64250	742508	1/2"	1.19	0.98	0.38	5	20
69251	692513	3/4"	1.29	1.22	0.41	1	25
64251	742515	3/4"	1.29	1.22	0.41	5	5
<b>Boxed - Individual UPC</b>							
65525	655259	1"	1.48	1.52	0.55	1	10
65253	652531	1-1/4"	1.70	1.85	0.61	1	8
65254	652548	1-1/2"	1.86	2.15	0.62	1	5
65255	652555	2"	2.13	2.59	0.76	1	5

## Rain-Tight Compression Connector



### Use:

Compression type connectors are used to secure and terminate steel EMT conduit to a knockout in a metal box or enclosure. For rain-tight and concrete-tight applications.

- Concrete-tight
- Rain-tight

### Material:

- Zinc Die-Cast
- Zinc-Plated Steel

### Standards:

Die-Cast: UL 514B  
CSA C22.2 No. 18.3-12

### Certifications:


Die-Cast: cULus E210498

Model Number	UPC (0-31857)	Trade Size	Product Dimensions (inches)			Retail Pack Quantity	Master Case Quantity
			A	B	C		
<b>Die-Cast</b>							
<b>Polybag</b>							
49850	498504	1/2"	1.31	1.02	0.38	1	50
49851	498511	3/4"	1.34	1.26	0.40	1	25
<b>Boxed - Individual UPC</b>							
02-55852	558529	1"	1.48	1.50	0.55	1	10

<b>Steel</b>							
<b>Boxed - Individual UPC</b>							
02-54853	548537	1-1/4"	2.10	2.04	0.65	1	10
02-54854	548544	1-1/2"	2.25	2.27	0.66	1	5
02-54855	548551	2"	2.40	2.74	0.70	1	5



# Compression Coupling



**Use:**

Compression type couplings are used to join lengths of steel EMT conduit. For dry location applications.

- Concrete-tight

**Material:**

- Zinc Die-Cast
- Zinc-Plated Steel

**Standards:**

UL 514B  
CSA C22.2 No. 18.3-12

**Certifications:**

Die-Cast: E210498 (1/2" - 2")  
E155411 (2-1/2" - 3")

LR57925


Steel: us E210498

Model Number	UPC (0-31857)	Trade Size	Product Dimensions (inches)			Retail Pack Quantity	Master Case Quantity
			A	B	C		
<b>Die-Cast</b>							
<b>Polybag</b>							
49260	492601	1/2"	1.70	0.98	0.72	1	10
18022	180225	1/2"	1.70	0.98	0.72	3	5
44260	442606	1/2"	1.70	0.98	0.72	5	6
49261	492618	3/4"	1.78	1.23	0.94	1	12
18024	180249	3/4"	1.78	1.23	0.94	2	5
44261	442613	3/4"	1.78	1.23	0.94	5	5
<b>Boxed - Individual UPC</b>							
55262M	111335	1"	1.81	1.52	1.19	1	10
02-55262	552626	1"	1.81	1.52	1.19	1	10
55263M	111342	1-1/4"	2.12	1.85	1.53	1	5
02-55263	552633	1-1/4"	2.12	1.85	1.53	1	5
55264M	111359	1-1/2"	2.42	2.15	1.76	1	5
02-55264	552640	1-1/2"	2.42	2.15	1.76	1	5
55265M	111366	2"	2.47	2.59	2.22	1	5
02-55265	552657	2"	2.47	2.59	2.22	1	5
02-55066	550660	2-1/2"	3.41	3.29	2.90	1	2
02-55266	552664	2-1/2"	3.41	3.29	2.90	1	5
02-55267	552671	3"	3.60	3.97	3.55	1	2
<b>Bulk - No Individual UPC</b>							
55260	552602	1/2"	1.70	0.98	0.72	50	10
55261	552619	3/4"	1.78	1.23	0.94	25	10
<b>Contractor Pack</b>							
TC-611	652609	1/2"	1.19	0.98	0.38	50	2
TC-612	652616	3/4"	1.29	1.22	0.41	25	2

<b>Steel</b>							
<b>Polybag</b>							
49040	490409	1/2"	1.64	0.72	1.05	1	10
46040	460402	1/2"	1.64	0.72	1.05	5	6
49041	490416	3/4"	1.80	0.94	1.28	1	12
46041	460419	3/4"	1.80	0.94	1.28	5	5
<b>Boxed - Individual UPC</b>							
02-54542	545420	1"	1.88	1.18	1.56	1	10
02-54543	545437	1-1/4"	2.09	1.54	1.94	1	10
02-54544	545444	1-1/2"	2.40	1.75	2.17	1	5
02-54545	545451	2"	2.33	2.22	2.68	1	5



## Snap Lock® Compression Coupling



**Use:**

Snap Lock® compression type couplings are used to join lengths of steel EMT conduit without the use of tools. The patent pending Snap Lock® design provides a faster installation. For wet location applications.

- Conduit snaps into coupling
- Concrete-tight
- Rain-tight

**Material:**

- Zinc Die-Cast

**Standards:**


UL 514B  
CSA C22.2 No. 18.3-12

**Certifications:**

US E210498

Model Number	UPC (0-31857)	Trade Size	Product Dimensions (inches)			Retail Pack Quantity	Master Case Quantity
			A	B	C		
<b>Polybag</b>							
49072	490720	1/2"	1.35	1.26	0.81	1	25
49073	490737	3/4"	1.43	1.50	1.03	1	15

## Rain-Tight Compression Coupling



**Use:**

Compression type couplings are used to join lengths of steel EMT conduit. For rain-tight and concrete-tight applications.

- Concrete-tight
- Rain-tight

**Material:**

- Zinc Die-Cast
- Zinc-Plated Steel

**Standards:**


Die-Cast: UL 514B  
CSA C22.2 No. 18.3-12

**Certifications:**

Die-Cast: US E210498


Model Number	UPC (0-31857)	Trade Size	Product Dimensions (inches)			Retail Pack Quantity	Master Case Quantity
			A	B	C		
<b>Die-Cast</b>							
<b>Polybag</b>							
49860	498603	1/2"	1.75	1.02	0.70	1	50
49861	498610	3/4"	1.81	1.28	0.93	1	25
<b>Boxed - Individual UPC</b>							
02-55862	558628	1"	2.07	1.52	1.18	1	10
<b>Steel</b>							
<b>Boxed - Individual UPC</b>							
02-54863	548636	1-1/4"	2.50	2.04	-	1	10
02-54864	548643	1-1/2"	2.78	2.27	-	1	5
02-54865	548650	2"	2.88	2.74	-	1	5

Steel





## EMT-to-Rigid Coupling



### Use:

Combination couplings are used to join a run of unthreaded Rigid conduit or IMC to EMT Conduit. For dry location applications.


- Set screw type

### Material:

- Zinc-Plated Steel

Model Number	UPC (0-31857)	Trade Size	Product Dimensions (inches)			Retail Pack Quantity	Master Case Quantity
			A	B	C		
<b>Boxed - Individual UPC</b>							
55690	556907	1/2"	2.20	0.90	0.72	1	10
55692	556921	3/4"	2.66	1.06	0.92	1	5

## EMT-to-NM Coupling



### Use:

Combination couplings are used to provide a transition from steel EMT conduit to NM cable. For dry location applications.

- Set screw type

### Material:

- Zinc Die-Cast

### Standards:

UL 514B  
CSA C22.2 No. 18.3-12


### Certifications:

UL E210498    SF LR57925

Model Number	UPC (0-31857)	Trade Size	Product Dimensions (inches)			Retail Pack Quantity	Master Case Quantity
			A	B	C		
<b>Polybag</b>							
49279	492793	3/8"	0.72	0.93	1.34	1	25
44279	442798	3/8"	0.72	0.93	1.34	2	20
<b>Bulk - No Individual UPC</b>							
57003	570033	3/8"	0.72	0.93	1.34	50	10
<b>Contractor Pack</b>							
57003M	111533	3/8"	0.72	0.93	1.34	50	1

Trade Size	EMT	NM
3/8"	1/2"	12/2

## EMT-to-Flex Coupling



**Use:**

Combination couplings are used to provide a transition from steel EMT conduit to Flexible Metal Conduit. For dry location applications.

- Set screw type

**Material:**

- Zinc Die-Cast

**Standards:**


UL 514B  
CSA C22.2 No. 18.3-12

**Certifications:**

UL E210498   SF LR57925

Model Number	UPC (0-31857)	Trade Size	Product Dimensions (inches)			Retail Pack Quantity	Master Case Quantity
			A	B	C		
<b>Polybag</b>							
49280	492809	1/2"	0.72	0.93	1.53	1	15
49281	492816	3/4"	0.93	1.16	1.91	1	10
<b>Bulk - No Individual UPC</b>							
55280	552800	1/2"	0.72	0.93	1.53	25	10
55281	552817	3/4"	0.93	1.16	1.91	25	10

## EMT-to-Flex Coupling



**Use:**

Combination couplings are used to provide a transition from steel EMT conduit to Flexible Metal Conduit. For dry location applications.

- Compression type

**Material:**

- Zinc Die-Cast

**Standards:**


UL 514B  
CSA C22.2 No. 18.3-12

**Certifications:**

UL E155411   SF LR57925

Model Number	UPC (0-31857)	Trade Size	Product Dimensions (inches)			Retail Pack Quantity	Master Case Quantity
			A	B	C		
<b>Polybag</b>							
49289	492892	1/2"	1.40	0.98	0.15	1	15
49290	492908	3/4"	1.52	1.23	0.21	1	10
49291	492915	1"	1.99	1.52	0.31	1	5
<b>Bulk - No Individual UPC</b>							
55289	552893	1/2"	1.40	0.98	0.15	50	10
55290	552909	3/4"	1.52	1.23	0.21	25	10
55291	552916	1"	1.99	1.52	0.31	25	10

## EMT-to-Box Offset Set Screw Connector



### Use:

Set screw type offset connectors are used to make a slight adjustment in terminating the end of a run of steel EMT conduit to a metal box or enclosure. For dry location applications.

- Concrete-tight when taped

### Material:

- Zinc Die-Cast

### Standards:

UL 514B  
CSA C22.2 No. 18.3-12


### Certifications:

UL E210498    SP LR57925

Model Number	UPC (0-31857)	Trade Size	Product Dimensions (inches)			Retail Pack Quantity	Master Case Quantity
			A	B	C		
<b>Polybag</b>							
49006	490065	1/2"	2.09	0.93	0.41	1	20
44006	440060	1/2"	2.09	0.93	0.41	2	20
49007	490072	3/4"	3.02	1.12	0.47	1	12
44007	440077	3/4"	3.02	1.12	0.47	2	5
<b>Boxed - Individual UPC</b>							
56008M	111427	1"	3.15	1.42	0.55	1	10

Trade Size	Offset
1/2"	3/8"
3/4"	3/4"
1"	3/4"

## EMT-to-Box Offset Compression Connector



### Use:

Compression type offset connectors are used to make a slight adjustment in terminating the end of a run of steel EMT conduit to a metal box or enclosure. For dry location applications.

- Concrete-tight

### Material:

- Zinc Die-Cast

### Standards:

UL 514B  
CSA C22.2 No. 18.3-12


### Certifications:

UL E210498    SP LR57925

Model Number	UPC (0-31857)	Trade Size	Product Dimensions (inches)			Retail Pack Quantity	Master Case Quantity
			A	B	C		
<b>Polybag</b>							
49706	497064	1/2"	2.05	0.98	0.47	1	20
49707	497071	3/4"	2.85	1.23	0.47	1	20

Trade Size	Offset
1/2"	3/8"
3/4"	3/4"

## 90° Set Screw Connector



**Use:**

90° set screw type connectors are used to secure and terminate steel EMT conduit to a knockout in a metal box or enclosure where a 90° bend is required. For dry location applications.

- Concrete-tight when taped

**Material:**

- Zinc Die-Cast

Model Number	UPC (0-31857)	Trade Size	Product Dimensions (inches)			Retail Pack Quantity	Master Case Quantity
			A	B	C		
<b>Polybag</b>							
49047	490478	1/2"	1.43	1.19	0.48	1	25
44047	440473	1/2"	1.43	1.19	0.48	2	20
44048	440480	3/4"	1.47	1.42	0.54	2	5

## 90° Compression Connector



**Use:**

90° compression type connectors are used to secure and terminate steel EMT conduit to a knockout in a metal box or enclosure where a 90° bend is required. For dry location applications.

- Concrete-tight

**Material:**

- Zinc Die-Cast

**Standards:**


UL 514B  
CSA C22.2 No. 18.3-12

**Certifications:**

UL E155411    SP LR57925

Model Number	UPC (0-31857)	Trade Size	Product Dimensions (inches)			Retail Pack Quantity	Master Case Quantity
			A	B	C		
<b>Polybag</b>							
49057	490577	1/2"	1.35	0.98	0.51	1	10
44057	440572	1/2"	1.35	0.98	0.51	2	20
49058	490584	3/4"	1.47	1.23	0.52	1	10
44058	440589	3/4"	1.47	1.23	0.52	2	5
<b>Boxed - Individual UPC</b>							
02-56059	560591	1"	2.17	1.52	0.68	1	10

## Inside Corner Pull Elbow



### Use:

Inside corner pull elbows are used to facilitate pulling conductors through a 90° bend in a run of steel EMT conduit where it is essential to make tight turns within limited available space.

- Set screw type
- Concrete-tight when taped

### Material:

- Zinc Die-Cast

### Standards:

UL 514B  
CSA C22.2 No. 18.3-12


### Certifications:

UL E155411    SP LR57925

Model Number	UPC (0-31857)	Trade Size	Product Dimensions (inches)			Retail Pack Quantity	Master Case Quantity
			A	B	C		
<b>Polybag</b>							
49591	495916	1/2"	1.80	0.93	0.72	1	10
44591	445911	1/2"	1.80	0.93	0.72	2	20
49592	495923	3/4"	2.00	1.13	0.93	1	10
44592	445928	3/4"	2.00	1.13	0.93	2	5



## EMT-to-EMT Pull Elbow



**Use:**

EMT-to-EMT pull elbows are used to facilitate pulling conductors through a 90° bend in two runs of steel EMT conduit. The removable cover gives ample access so that wire pulling can be achieved without any obstruction. For dry location applications.

- Set screw type
- Removable aluminum cover

**Material:**

- Zinc Die-Cast
- Stamped Aluminum Cover

**Standards:**


UL 514B  
CSA C22.2 No. 18.3-12

**Certifications:**

E155411 LR57925

Model Number	UPC (0-31857)	Trade Size	Product Dimensions (inches)			Retail Pack Quantity	Master Case Quantity
			A	B	C		
<b>Polybag</b>							
49561	495619	1/2"	1.31	1.00	0.92	1	10
44561	445614	1/2"	1.31	1.00	0.92	2	20
49562	495626	3/4"	1.37	1.27	1.17	1	10
44562	445621	3/4"	1.37	1.27	1.17	2	5
<b>Boxed - Individual UPC</b>							
02-55563	555634	1"	1.95	1.57	1.46	1	10

## EMT-to-Box Pull Elbow



**Use:**

EMT-to-box pull elbows are used to facilitate pulling conductors through a 90° bend in a run of steel EMT conduit that terminates at a knockout in a metal box or enclosure. The removable cover gives ample access so that wire pulling can be achieved without any obstruction. For dry location applications.

- Set screw type
- Removable aluminum cover

**Material:**

- Zinc Die-Cast
- Stamped Aluminum Cover

**Standards:**

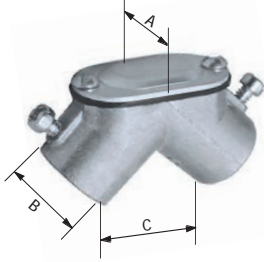
UL 514B  
CSA C22.2 No. 18.3-12

**Certifications:**

E155411 LR57925

Model Number	UPC (0-31857)	Trade Size	Product Dimensions (inches)			Retail Pack Quantity	Master Case Quantity
			A	B	C		
<b>Polybag</b>							
49551	495510	1/2"	1.31	1.00	0.92	1	10
49552	495527	3/4"	1.37	1.27	1.17	1	10
<b>Bulk - No Individual UPC</b>							
55551	555511	1/2"	1.34	0.93	0.72	10	10
55552	555528	3/4"	1.71	1.14	0.93	5	10

## Combination Pull Elbow Conduit-to-Conduit



### Use:

Combination pull elbows are used to facilitate pulling conductors through a 90° bend in two runs of IMC, Rigid or steel EMT conduit. The removable cover gives ample access so that wire pulling can be achieved without any obstruction. For dry location applications.

- Set screw for EMT and threaded for Rigid conduit or IMC
- Removable aluminum cover and gasket

### Material:

- Zinc Die-Cast
- Rubber Gasket
- Stamped Aluminum Cover

### Standards:

UL 514B  
CSA C22.2 No. 18.3-12


### Certifications:

UL E155411 SP LR57925

Model Number	UPC (0-31857)	Trade Size	Product Dimensions (inches)			Retail Pack Quantity	Master Case Quantity
			A	B	C		
<b>Polybag</b>							
46077	460778	1/2"	1.31	1.00	0.92	1	10
46078	460785	3/4"	1.37	1.27	1.17	1	10

For EMT or Rigid Conduit

## Combination Pull Elbow Conduit-to-Box



### Use:

Combination to box pull elbows are used to facilitate pulling conductors through a 90° bend in a run of IMC, Rigid or steel EMT conduit that terminates at a knockout in a metal box or enclosure. The removable cover gives ample access so that wire pulling can be achieved without any obstruction. For dry location applications.

- Set screw for EMT and threaded for Rigid conduit or IMC
- Removable aluminum cover and gasket

### Material:

- Zinc Die-Cast
- Rubber Gasket
- Stamped Aluminum Cover

### Standards:

UL 514B  
CSA C22.2 No. 18.3-12


### Certifications:

UL E155411 SP LR57925

Model Number	UPC (0-31857)	Trade Size	Product Dimensions (inches)			Retail Pack Quantity	Master Case Quantity
			A	B	C		
<b>Polybag</b>							
46074	460747	1/2"	1.31	1.00	0.92	1	10
46075	460754	3/4"	1.37	1.27	1.17	1	5

For EMT or Rigid Conduit

## Set Screw Conduit Body



**Use:**

Conduit bodies are used to gain access to the interior of a raceway for wire pulling, inspection and maintenance where the raceway changes direction. Pre-assembled with a cover and gasket. For dry location applications.

- Type LB
- Assembled with removable cover and gasket

**Material:**

- Aluminum Die-Cast
- Rubber Gasket
- Stamped Aluminum Cover

**Standards:**

UL 514A & UL 514B  
CSA C22.2 No. 18.1-13 & CSA C22.2 No. 18.3-12


**Certifications:**

UL E121488    IEC LR57925

Model Number	UPC (0-31857)	Trade Size	Product Dimensions (inches)			Retail Pack Quantity	Master Case Quantity
			A	B	C		
<b>Boxed - Individual UPC</b>							
02-55841LB	841065	1/2"	4.34	1.31	2.40	1	5
02-55842LB	842062	3/4"	5.09	1.54	2.60	1	5

**⚠ WARNING:** This product can expose you to chemicals including lead, which is known to the State of California to cause cancer and birth defects or other reproductive harm. For more information, go to [www.P65WARNINGS.ca.gov](http://www.P65WARNINGS.ca.gov). Wash hands after handling.

## Combination Conduit Body



**Use:**

Combination conduit bodies are used to gain access to the interior of a raceway for wire pulling, inspection and maintenance where the raceway changes direction. Pre-assembled with two covers and gaskets for configuration as LL or LR conduit body.

- Combination type LL/LR
- Set screw for EMT and threaded for Rigid conduit or IMC
- Assembled with removable cover and gasket

**Material:**

- Aluminum Die-Cast
- Rubber Gasket
- Stamped Aluminum Cover

**Standards:**

UL 514A  
CSA C22.2 No. 18.1-13

**Certifications:**

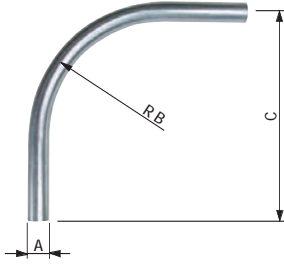
UL US E121488

Model Number	UPC (0-31857)	Trade Size	Product Dimensions (inches)			Retail Pack Quantity	Master Case Quantity
			A	B	C		
<b>Boxed - Individual UPC</b>							
02-55941LLR	941017	1/2"	4.40	1.94	2.07	1	5
02-55942LLR	942014	3/4"	5.07	2.18	2.29	1	5
02-55943LLR	943011	1"	5.80	2.44	2.48	1	5

### For EMT or Rigid Conduit

**⚠ WARNING:** This product can expose you to chemicals including lead, which is known to the State of California to cause cancer and birth defects or other reproductive harm. For more information, go to [www.P65WARNINGS.ca.gov](http://www.P65WARNINGS.ca.gov). Wash hands after handling.

## 90° EMT Elbow



### Use:

90° elbows are used to connect steel EMT conduit together to allow for 90° bends.


### Material:

- Zinc-Plated Steel

### Standards:

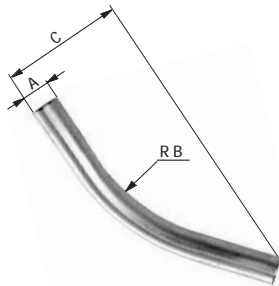
UL 797  
CSA C22.2 No. 83.1-07

### Certifications:

 US E364687

Model Number	UPC (0-31857)	Trade Size	Product Dimensions (inches)			Retail Pack Quantity	Master Case Quantity
			A	B	C		
<b>Boxed - Individual UPC</b>							
02-55541PE	005412	1/2"	0.71	4.02	6.25	1	15
02-55542PE	005429	3/4"	0.92	4.49	7.06	1	10
02-55543PE	005436	1"	1.16	5.75	9.25	1	10
02-55544PE	005443	1-1/4"	1.51	7.24	10.50	1	5
02-55545PE	005450	1-1/2"	1.74	8.27	12.63	1	4
02-55546PE	005467	2"	2.20	9.49	14.25	1	2
55547-PE	005474	2-1/2"	2.50	10.50	18.87	1	1

## 45° EMT Elbow



### Use:


45° EMT elbows are used to connect steel EMT conduit together to allow for 45° bends.

### Material:

- Zinc-Plated Steel

Model Number	UPC (0-31857)	Trade Size	Product Dimensions (inches)			Retail Pack Quantity	Master Case Quantity
			A	B	C		
<b>Boxed - Individual UPC</b>							
02-55521PE	005214	1/2"	0.50	4.00	3.00	1	10
02-55522PE	005221	3/4"	0.75	4.50	3.62	1	10
02-55523PE	005238	1"	1.00	5.75	4.33	1	10
02-55524PE	005245	1-1/4"	1.25	7.25	5.15	1	10
02-55525PE	005252	1-1/2"	1.50	8.25	6.74	1	10
02-55526PE	005269	2"	2.00	9.50	7.12	1	10

# One-Hole Strap



**Use:**

One-hole straps are used to provide support for steel EMT conduit as required by the National Electric Code (NEC).


- Snap-on type
- 1/2" cULus listed

**Material:**

- Zinc-Plated Steel

Model Number	UPC (0-31857)	Trade Size	Product Dimensions (inches)			Retail Pack Quantity	Master Case Quantity
			A	B	C		
<b>Polybag</b>							
47920	479206	1/2"	1.66	0.55	0.74	3	50
49920	499204	1/2"	1.66	0.55	0.74	4	40
18071	180713	1/2"	1.66	0.55	0.74	5	10
42950	429508	1/2"	1.66	0.55	0.74	5	40
44920	449209	1/2"	1.66	0.55	0.74	10	20
45920S	459208	1/2"	1.66	0.55	0.74	25	20
49921	499211	3/4"	1.90	0.63	0.91	3	25
18072	180720	3/4"	1.90	0.63	0.91	4	10
47921	479213	3/4"	1.90	0.63	0.91	4	25
42951	429515	3/4"	1.90	0.63	0.91	5	25
45921S	459215	3/4"	1.90	0.63	0.91	15	20
43921	439217	3/4"	1.90	0.63	0.91	20	20
49922	499228	1"	2.13	0.76	1.13	1	15
44922	449223	1"	2.13	0.76	1.13	4	20
42952	429522	1"	2.13	0.76	1.13	5	20
49923	499235	1-1/4"	2.83	0.89	1.46	1	25
42953	429539	1-1/4"	2.83	0.89	1.46	2	20
44923	449230	1-1/4"	2.83	0.89	1.46	4	20
49924	499242	1-1/2"	3.12	1.00	1.82	1	25
44924	449247	1-1/2"	3.12	1.00	1.82	2	20
49925	499259	2"	3.82	1.06	2.22	1	15
44925	449254	2"	3.82	1.06	2.22	2	8
<b>Bulk - No Individual UPC</b>							
55920-S	559205	1/2"	1.66	0.55	0.74	100	10
55921-S	559212	3/4"	1.90	0.63	0.91	50	10
55922-S	559229	1"	2.13	0.76	1.13	25	10
<b>Contractor Pack</b>							
1901	659202	1/2"	1.66	0.55	0.74	100	5
1902	659219	3/4"	1.90	0.63	0.91	50	5

## Two-Hole Strap



### Use:

Two-hole straps are used to provide support for steel EMT conduit where higher load bearing supports are needed as required by the National Electric Code (NEC).

- Snap-on type

### Material:


- Zinc-Plated Steel

### Standards:

UL 2239

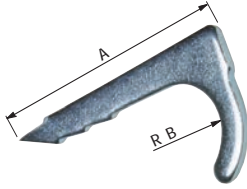
CSA C22.2 No. 18.4-15

### Certifications:

 US E229278

Model Number	UPC (0-31857)	Trade Size	Product Dimensions (inches)			Retail Pack Quantity	Master Case Quantity
			A	B	C		
<b>Polybag</b>							
47820	478209	1/2"	2.13	0.55	0.75	3	25
49820	498207	1/2"	2.13	0.55	0.75	4	15
18823	188238	1/2"	2.13	0.55	0.75	5	10
42820	428204	1/2"	2.13	0.55	0.75	5	15
40920	409203	1/2"	2.13	0.55	0.75	10	20
41920	419202	1/2"	2.13	0.55	0.75	25	8
49821	498214	3/4"	2.62	0.63	0.95	3	25
18824	188245	3/4"	2.62	0.63	0.95	4	10
42821	428211	3/4"	2.62	0.63	0.95	5	20
41921	419219	3/4"	2.62	0.63	0.95	15	20
43821	438210	3/4"	2.62	0.63	0.95	20	20
49822	498221	1"	2.80	0.69	1.11	1	15
41922	419226	1"	2.80	0.69	1.11	4	20
42822	428228	1"	2.80	0.69	1.11	5	20
49823	498238	1-1/4"	3.25	0.75	1.43	1	25
41923	419233	1-1/4"	3.25	0.75	1.43	4	20
42823	428235	1-1/4"	3.25	0.75	1.43	5	15
49824	498245	1-1/2"	4.09	0.87	1.67	1	25
41924	419240	1-1/2"	4.09	0.87	1.67	2	20
49825	498252	2"	4.76	1.00	2.21	1	25
41925	419257	2"	4.76	1.00	2.21	2	20
<b>Bulk - No Individual UPC</b>							
51920	519209	1/2"	2.13	0.55	0.75	100	10
51921	519216	3/4"	2.62	0.63	0.95	50	10
51922	519223	1"	2.80	0.69	1.11	50	10
<b>Contractor Pack</b>							
TH-1901	619206	1/2"	2.13	0.55	0.75	100	2
TH-1902	619213	3/4"	2.62	0.63	0.95	50	2

## Nail Strap




**Use:**  
Nail straps are used to secure steel EMT conduit to wooden structure members. Can be used in place of one or two hole straps.

**Material:**  
• Zinc-Plated Steel

Model Number	UPC (0-31857)	Trade Size	Product Dimensions (inches)			Retail Pack Quantity	Master Case Quantity
			A	B	C		
<b>Polybag</b>							
18600	186005	1/2"	2.00	0.35	-	10	10
49600	496005	1/2"	2.00	0.35	-	3	50
47600	476007	1/2"	2.00	0.35	-	4	75
18609	186098	3/4"	2.12	0.46	-	10	10
49609	496098	3/4"	2.12	0.46	-	3	50
47609	476090	3/4"	2.12	0.46	-	4	75
49610	496104	1"	2.25	0.58	-	2	50
<b>Contractor Pack</b>							
55600	256005	1/2"	2.00	0.35	-	100	2
55601	256012	3/4"	2.12	0.46	-	100	2

## Conduit Hanger



**Use:**  
Conduit hangers are used to secure and suspend EMT, Rigid, IMC, and PVC conduits from overhead supports.  
• Carriage bolt and nut attached

**Material:**  
• Zinc-Plated Steel

**Standards:**  
UL 2239  
CSA C22.2 No. 18.4-15


**Certifications:**  
cULus E229278

Model Number	UPC (0-31857)	Trade Size	Product Dimensions (inches)			Retail Pack Quantity	Master Case Quantity
			A	B	C		
<b>Polybag</b>							
49100	491000	0	1.95	0.76	0.69	1	50
44100	441005	0	1.95	0.76	0.69	5	20
49110	491109	1	2.21	0.76	0.81	1	30
44110	441104	1	2.21	0.76	0.81	5	20
49120	491208	2	2.53	0.87	0.92	1	20
44120	441203	2	2.53	0.87	0.92	2	20
49130	491307	2-1/2	2.73	0.87	0.98	1	12
49135	491352	3	3.32	0.96	1.10	1	20
44140	441401	4	3.32	0.96	1.10	2	20
44150	441500	5	4.06	0.96	1.12	2	20
<b>Boxed - Individual UPC</b>							
49140	491406	4	3.32	0.96	1.10	1	20
49145	491451	5	4.06	0.96	1.12	1	20
52155	521554	6	4.83	1.18	1.26	1	25
52156	521561	7	5.31	1.18	1.26	1	10
<b>Bulk - No Individual UPC</b>							
52100	521004	0	1.95	0.76	0.69	50	10
52110	521103	1	2.21	0.76	0.81	100	1
52120	521202	2	2.53	0.87	0.92	100	1
52130	521301	2-1/2	2.73	0.87	0.98	100	1

Trade Size	EMT	Rigid (HW)
0	1/2"	3/8" & 1/2"
1	3/4"	3/4"
2	1"	1"
2-1/2	1-1/4"	-
3	1-1/2"	1-1/4"
4	-	1-1/2"
5	2"	2"
6	-	2-1/2"
7	-	3"



## Pipe Cap



### Use:


EMT pipe caps are placed on the end of an EMT conduit run to temporarily seal out debris before wires are pulled.

### Material:

- Zinc-Plated Steel

Model Number	UPC (0-31857)	Trade Size	Product Dimensions (inches)			Retail Pack Quantity	Master Case Quantity
			A	B	C		
<b>Polybag</b>							
41581	415815	1/2"	1.68	0.73	0.06	1	20
41582	415822	3/4"	2.10	0.95	0.06	1	12
<b>Boxed - Individual UPC</b>							
41583	415839	1"	2.50	1.19	0.06	1	10
41584	415846	1-1/4"	3.26	1.58	0.06	1	10
41585	415853	1-1/2"	3.76	1.78	0.06	1	5
41586	415860	2"	4.00	2.23	0.06	1	5

## Insulating Bushing



### Use:

Insulating bushings are used on the end of EMT conduit to provide a smooth, well-rounded bearing surface to protect wires or cables as required by the National Electric Code (NEC).

### Material:

- Non-Metallic

Model Number	UPC (0-31857)	Trade Size	Product Dimensions (inches)			Retail Pack Quantity	Master Case Quantity
			A	B	C		
<b>Polybag</b>							
48200	482008	1/2"	0.52	0.57	-	4	10
48202	482022	3/4"	0.54	0.76	-	4	10

## Compression Connector



### Use:

Compression type connectors are used to secure and terminate threadless Rigid conduit or IMC to a steel outlet box or metal enclosure.

- Concrete-tight


### Material:

- Zinc-Plated Steel

Model Number	UPC (0-31857)	Trade Size	Product Dimensions (inches)			Retail Pack Quantity	Master Case Quantity
			A	B	C		
<b>Polybag</b>							
49050	490508	1/2"	1.31	1.13	0.50	1	25
44050	440503	1/2"	1.31	1.13	0.50	2	5
49051	490515	3/4"	1.48	1.37	0.52	1	10
44051	440510	3/4"	1.48	1.37	0.52	2	5
<b>Boxed - Individual UPC</b>							
02-55052	550523	1"	1.53	1.69	0.64	1	5
02-55053	550539	1-1/4"	1.70	2.07	0.68	1	2
02-55054	550546	1-1/2"	1.96	2.28	0.72	1	2
02-55055	550554	2"	2.07	2.79	0.72	1	2

RIGID

## Compression Coupling



### Use:

Compression type couplings are used to join two lengths of threadless Rigid conduit or IMC.

- Concrete-tight

### Material:

- Zinc-Plated Steel

Model Number	UPC (0-31857)	Trade Size	Product Dimensions (inches)			Retail Pack Quantity	Master Case Quantity
			A	B	C		
<b>Polybag</b>							
49060	490607	1/2"	1.64	1.13	0.85	1	5
49061	490614	3/4"	1.80	1.37	1.07	1	5
<b>Boxed - Individual UPC</b>							
02-55062	550622	1"	1.88	1.69	1.29	1	5
02-55063	550639	1-1/4"	2.09	2.07	1.61	1	5
02-55064	550646	1-1/2"	2.40	2.28	1.85	1	5
02-55065	550653	2"	2.33	2.78	2.33	1	2

## Threaded Coupling



**Use:**

Threaded couplings are used to join two lengths of threaded Rigid conduit or IMC.

**Material:**

- Zinc-Plated Steel

**Standards:**


UL 6  
CSA C22.2 No. 45.1-07

**Certifications:**



Model Number	UPC (0-31857)	Trade Size	Product Dimensions (inches)			Retail Pack Quantity	Master Case Quantity
			A	B	C		
<b>Boxed - Individual UPC</b>							
02-55080	550806	1/2"	1.01	1.63	-	1	12
02-55081	550813	3/4"	1.25	1.64	-	1	12
02-55082	550820	1"	1.52	1.97	-	1	10
02-55083	550837	1-1/4"	1.87	2.03	-	1	5
02-55084	550844	1-1/2"	2.15	2.06	-	1	5
02-55085	550851	2"	2.65	2.13	-	1	4
02-55086	550868	2-1/2"	3.25	3.19	-	1	4

## Rigid to EMT Combination Coupling



**Use:**

Combination couplings are used to join a run of unthreaded Rigid conduit or IMC to EMT conduit.


- Set screw type

**Material:**

- Zinc-Plated Steel

Model Number	UPC (0-31857)	Trade Size	Product Dimensions (inches)			Retail Pack Quantity	Master Case Quantity
			A	B	C		
<b>Boxed - Individual UPC</b>							
55690	556907	1/2"	2.20	0.90	0.72	1	10
55692	556921	3/4"	2.66	1.06	0.92	1	5

## Threaded Nipple



### Use:

Threaded nipples are used to extend a length of threaded Rigid conduit or IMC. May also be used to connect two steel outlet boxes or metal enclosures together.

### Material:

- Zinc-Plated Steel

### Standards:

UL 6  
CSA C22.2 No. 45.1-07

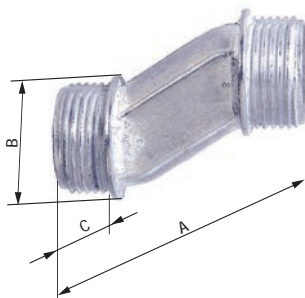
### Certifications:

UL E482671

Model Number	UPC (0-31857)	Trade Size	Product Dimensions (inches)			Retail Pack Quantity	Master Case Quantity
			A	B	C		
<b>Polybag</b>							
44360	443603	1/2" / CL	1/2"	1.12	-	2	10
54251	542511	1/2" x 1-1/2"	1/2"	1.50	-	1	25
44370	443702	1/2" x 2"	1/2"	2.00	-	2	8
44361	443610	3/4" / CL	3/4"	1.37	-	2	8
44371	443719	3/4" x 2"	3/4"	2.00	-	2	5
<b>Boxed - Individual UPC</b>							
54254	542542	1/2" x 3"	1/2"	3.00	-	1	25
54256	542566	1/2" x 4"	1/2"	4.12	-	1	25
54257	542573	1/2" x 5"	1/2"	5.00	-	1	25
54258	542580	1/2" x 6"	1/2"	6.00	-	1	25
54261	542610	3/4" x 1-1/2"	3/4"	1.50	-	1	25
54264	542641	3/4" x 3"	3/4"	3.00	-	1	25
54266	542665	3/4" x 4"	3/4"	4.00	-	1	15
54267	542672	3/4" x 5"	3/4"	5.00	-	1	15
54268	542689	3/4" x 6"	3/4"	6.00	-	1	25
54270	542702	1" / CL	1"	1.50	-	1	10
54272	542726	1" x 2"	1"	2.00	-	1	25
54280	542801	1-1/4" / CL	1-1/4"	1.63	-	1	10
54281	542818	1-1/4" x 2"	1-1/4"	2.00	-	1	25
54284	542849	1-1/4" x 3"	1-1/4"	3.00	-	1	10
54364	543648	1-1/4" x 6"	1-1/4"	6.00	-	1	6
54290	542900	1-1/2" / CL	1-1/2"	1.75	-	1	10
54365	543655	1-1/2" x 6"	1-1/2"	6.00	-	1	4
54300	543006	2" / CL	2"	2.00	-	1	10
54304	543044	2" x 3"	2"	3.00	-	1	6
54306	543068	2" x 4"	2"	4.00	-	1	5
54366	543662	2" x 6"	2"	6.00	-	1	5
54309	543099	2" x 8"	2"	8.00	-	1	2
54355	543556	2" x 10"	2"	10.00	-	1	2
54316	543167	2-1/2" x 4"	2-1/2"	4.00	-	1	4
54326	543266	3" x 4"	3"	3.00	-	1	2

CL - Close

## Offset Nipple



### Use:

Offset nipples are used to provide an offset connection between two outlet boxes or metal enclosures.

- 3/4" axis

### Material:

- Zinc Die-Cast

### Standards:


UL 514B  
CSA C22.2 No. 18.3-12

### Certifications:

UL E155411    SI LR57925

Model Number	UPC (0-31857)	Trade Size	Product Dimensions (inches)			Retail Pack Quantity	Master Case Quantity
			A	B	C		
<b>Polybag</b>							
49020	490201	1/2"	2.42	0.94	0.43	1	20
49021	490218	3/4"	2.40	1.18	0.43	1	10
<b>Boxed - Individual UPC</b>							
02-51522	515225	1"	2.72	1.45	0.60	1	10
51522M	111120	1"	2.72	1.45	0.60	1	10
02-51523	515232	1-1/4"	2.81	1.81	0.59	1	10
51523M	111137	1-1/4"	2.81	1.81	0.59	1	5
02-51524	515249	1-1/2"	3.03	2.05	0.71	1	5
51524M	111144	1-1/2"	3.03	2.05	0.71	1	5
02-51525	515256	2"	3.15	2.57	0.77	1	5
51525M	111151	2"	3.15	2.57	0.77	1	2

## Conduit Nipple



### Use:

Conduit nipples are used in conjunction with locknuts to provide a short raceway between two outlet boxes or metal enclosures.

### Material:

- Zinc Die-Cast

### Standards:

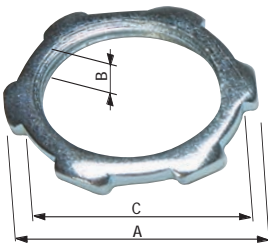
UL 514B  
CSA C22.2 No. 18.3-12

### Certifications:

UL E155411    SF LR57925

Model Number	UPC (0-31857)	Trade Size	Product Dimensions (inches)			Retail Pack Quantity	Master Case Quantity
			A	B	C		
<b>Polybag</b>							
49202	492021	1/2"	0.93	0.59	0.44	1	25
49203	492038	3/4"	1.19	0.71	0.50	1	10
49204	492045	1"	1.39	0.84	0.62	1	25
49205	492052	1-1/4"	1.75	0.88	0.63	1	25
49206	492069	1-1/2"	2.13	0.91	0.63	1	25
49209	492090	2"	2.55	1.02	0.72	1	10
<b>Boxed - Individual UPC</b>							
02-57208	572082	2-1/2"	3.22	1.44	1.04	1	2

## Conduit Locknut



### Use:

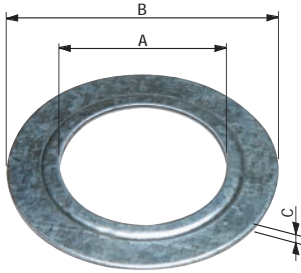
Conduit locknuts are used for securing Rigid conduit, IMC and other threaded connectors to a steel outlet box or metal enclosure.

### Material:

- Zinc-Plated Steel

Model Number	UPC (0-31857)	Trade Size	Product Dimensions (inches)			Retail Pack Quantity	Master Case Quantity
			A	B	C		
<b>Polybag</b>							
49101	491017	1/2"	1.12	0.09	1.00	2	100
47101	471019	1/2"	1.12	0.09	1.00	3	50
45101	451011	1/2"	1.12	0.09	1.00	20	20
48102	481025	3/4"	1.39	0.10	1.25	2	50
49102	491024	3/4"	1.39	0.10	1.25	2	100
45102	451028	3/4"	1.39	0.10	1.25	20	20
47103	471033	1"	1.70	0.13	1.56	1	50
49103	491031	1"	1.70	0.13	1.56	2	50
49104	491048	1-1/4"	2.04	0.13	1.91	1	50
47104	471040	1-1/4"	2.04	0.13	1.91	2	18
49105	491055	1-1/2"	2.36	0.13	2.16	1	25
47105	471057	1-1/2"	2.36	0.13	2.16	2	15
49106	491062	2"	2.87	0.13	2.68	1	25
47106	471064	2"	2.87	0.13	2.68	2	25
49107	491079	2-1/2"	3.52	0.16	3.25	1	10
49108	491086	3"	4.13	0.16	3.95	1	10
<b>Bulk - No Individual UPC</b>							
55101	551018	1/2"	1.12	0.09	1.00	100	10
55102	551025	3/4"	1.39	0.10	1.25	100	10
55103	551032	1"	1.70	0.13	1.56	100	10

## Reducing Washer



### Use:

Reducing washers are used to reduce the size of a knockout in a steel outlet box or metal enclosure. Two reducing washers are required for each knockout.

- Embossed for self-centering

### Material:

- Zinc-Plated Steel

### Standards:

UL 514B  
CSA C22.2 No. 18.3-12

### Certifications:

US E121487

## Reducing Bushing



### Use:

Reducing bushings are used to reduce the entry size of threaded conduit to allow joining conduits of two different sizes.

### Material:

- Zinc Die-Cast
- Zinc-Plated Steel

### Standards:


Die-Cast: UL 514B  
CSA C22.2 No. 18.3-12

### Certifications:


Die-Cast: E155411 LR57925

Model Number	UPC (0-31857)	Trade Size	Product Dimensions (inches)			Retail Pack Quantity	Master Case Quantity
			A	B	C		
<b>Polybag</b>							
49301	493011	3/4" - 1/2"	0.87	1.44	0.04	2	50
18002	180027	3/4" - 1/2"	0.87	1.44	0.04	4	10
49302	493028	1" - 1/2"	0.87	1.75	0.04	2	25
18000	180003	1" - 1/2"	0.87	1.75	0.04	4	10
49303	493035	1" - 3/4"	1.11	1.75	0.04	2	25
18001	180010	1" - 3/4"	1.11	1.75	0.04	4	10
49304	493042	1-1/4" - 1/2"	0.87	2.19	0.04	2	50
49305	493059	1-1/4" - 3/4"	1.11	2.19	0.04	2	15
18011	180119	1-1/4" - 1"	1.37	2.19	0.04	2	10
49306	493066	1-1/4" - 1"	1.37	2.19	0.04	2	20
49307	493073	1-1/2" - 1/2"	0.87	2.44	0.04	2	50
49309	493097	1-1/2" - 1"	1.37	2.44	0.04	2	50
18012	180126	1-1/2" - 1-1/4"	1.72	2.44	0.04	2	10
49310	493103	1-1/2" - 1-1/4"	1.72	2.44	0.04	2	50
49314	493141	2" - 1-1/4"	1.72	3.00	0.04	2	50
49315	493158	2" - 1-1/2"	1.98	3.00	0.04	2	20
49421	494216	2-1/2" - 2"	2.46	3.50	0.04	2	25
<b>Bulk - No Individual UPC</b>							
55001	550011	3/4" - 1/2"	0.87	1.44	0.04	100	10

Model Number	UPC (0-31857)	Trade Size	Product Dimensions (inches)			Retail Pack Quantity	Master Case Quantity
			A	B	C		
<b>Die-Cast</b>							
<b>Polybag</b>							
49001	490010	3/4" - 1/2"	0.63	0.82	0.16	1	25
49002	490027	1" - 1/2"	0.71	1.00	0.14	1	25
49003	490034	1" - 3/4"	0.71	1.00	0.14	1	25
<b>Steel</b>							
<b>Polybag</b>							
49186	491864	1-1/4" - 1"	0.64	1.43	0.11	1	10
49080	490805	1-1/2" - 1-1/4"	0.71	1.68	0.13	1	10
<b>Boxed - Individual UPC</b>							
59014	590147	2" - 1-1/4"	0.81	2.10	0.16	10	1



## Plastic Insulating Bushing



### Use:

Plastic insulating bushings are used on the end of Rigid conduit, IMC and other threaded connectors to provide a smooth, well-rounded bearing surface to protect wires or cables.

- Rated 105°C
- Flame retardant


### Material:

- Non-Metallic

### Standards:

UL 514B  
CSA C22.2 No. 18  
NEMA FB-1


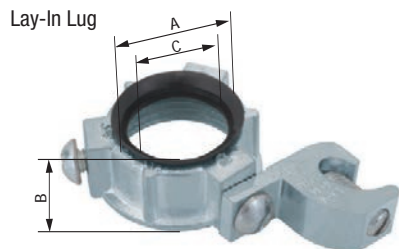
### Certifications:

 US E121487

Model Number	UPC (0-31857)	Trade Size	Product Dimensions (inches)			Retail Pack Quantity	Master Case Quantity
			A	B	C		
<b>Polybag</b>							
49321	493219	1/2"	1.05	0.36	0.60	2	100
47321	473211	1/2"	1.05	0.36	0.60	1	50
47322	473228	3/4"	1.29	0.40	0.78	1	50
49322	493226	3/4"	1.29	0.40	0.78	2	50
49323	493233	1"	1.63	0.49	1.00	1	25
49324	493240	1-1/4"	1.93	0.48	1.30	1	25
49325	493257	1-1/2"	2.18	0.48	1.52	1	25
49326	493264	2"	2.64	0.54	1.95	1	25
49327	493271	2-1/2"	3.25	0.63	2.33	1	10
49328	493288	3"	3.90	0.68	2.90	1	10
<b>Bulk - No Individual UPC</b>							
55321	553210	1/2"	1.05	0.36	0.60	100	10
55322	553227	3/4"	1.29	0.40	0.78	100	10
55323	553234	1"	1.63	0.49	1.00	50	10
55326	553265	2"	2.64	0.54	1.95	50	1



## Insulated Grounding Bushing



### Use:

Insulated metallic grounding bushings are used on the end of Rigid conduit, IMC and other threaded connectors to provide a smooth well rounded bearing surface to protect wires or cables as well as provide a means to connect a grounding conductor.

- Lay-in or feed-through lug style
- Includes nylon insulator rated 150°C

### Material:

- Zinc Die-Cast
- Aluminum Lug

### Standards:

UL 486A-486B & UL 467  
CSA C22.2 No. 65-13 & CSA C22.2 No. 41-13

### Certifications:

cULus E88878


Model Number	UPC (0-31857)	Trade Size	Product Dimensions (inches)			Retail Pack Quantity	Master Case Quantity
			A	B	C		
<b>Lay-In Lug</b>							
<b>Polybag</b>							
43381	433819	1/2"	1.04	0.50	0.54	1	10
43382	433826	3/4"	1.28	0.50	0.74	1	10
43383	433833	1"	1.54	0.59	0.96	1	10
43384	433840	1-1/4"	1.87	0.61	1.27	1	10
43385	433857	1-1/2"	2.16	0.61	1.49	1	10
43386	433864	2"	2.67	0.61	1.93	1	10

<b>Feed-Through Lug</b>							
<b>Polybag</b>							
49381	493813	1/2"	1.04	0.50	0.54	1	10
49382	493820	3/4"	1.28	0.50	0.74	1	10
49383	493837	1"	1.52	0.59	0.96	1	10
44384	443849	1-1/4"	1.87	0.61	1.27	1	10
49385	493851	1-1/2"	2.16	0.61	1.49	1	10
44386	443863	2"	2.67	0.61	1.93	1	10
45386	453862	2"	2.67	0.61	1.93	2	5
<b>Boxed- Individual UPC</b>							
49387	493875	2-1/2"	3.23	0.83	2.33	1	10
49388	493882	3"	3.85	0.83	2.93	1	10

Trade Size	Wire Range
1/2"	#14 - #4
3/4"	#14 - #4
1"	#14 - #4
1-1/4"	#14 - #4
1-1/2"	#14 - #2
2"	#14 - #2

RIGID

## Box Spacer



### Use:

Box spacers are used for providing a raceway between two steel outlet boxes or metal enclosures by connecting either side by side or back to back.

- Locknuts included

### Material:

- Zinc Die-Cast

### Standards:

UL 514B


CSA C22.2 No. 18.3-12

### Certifications:

UL E155411    SP LR57925

Model Number	UPC (0-31857)	Trade Size	Product Dimensions (inches)			Retail Pack Quantity	Master Case Quantity
			A	B	C		
<b>Polybag</b>							
49207	492076	1/2"	1.12	0.31	0.62	1	15
44201	442019	1/2"	1.12	0.31	0.62	3	20
49208	492083	3/4"	1.12	0.30	0.82	1	10
44202	442026	3/4"	1.12	0.30	0.82	3	5

## Watertight Conduit Hub



### Use:

Watertight hubs are used to terminate threaded conduit to an outlet box or metal enclosure where a rain-tight, oil-tight or dust-tight connection is required.

- Assembled with 150° rated insulator
- Oversized locknut provides vibration-proof installation and can be used with enclosures of NEMA Type 2, 3R, 4, 4X, 5, 12 and 13
- Meets NEMA sealing requirements
- Listed for use in wet locations

### Material:

- Zinc Die-Cast

### Standards:

UL 514B

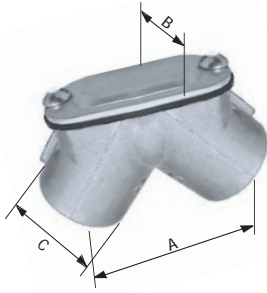
CSA C22.2 No. 18.3-12

### Certifications:

UL E155411    SP LR57925

Model Number	UPC (0-31857)	Trade Size	Product Dimensions (inches)			Retail Pack Quantity	Master Case Quantity
			A	B	C		
<b>Polybag</b>							
49070	490706	1/2"	1.43	1.50	0.55	1	10
44070	440701	1/2"	1.43	1.50	0.55	2	10
44071	440718	3/4"	1.68	1.50	0.74	1	10
<b>Boxed - Individual UPC</b>							
02-54072	540722	1"	2.00	1.81	0.94	1	10
02-54073	540739	1-1/4"	2.37	1.91	1.29	1	10
02-54074	540746	1-1/2"	2.75	1.88	1.51	1	5
02-54075	540753	2"	3.25	1.89	1.98	1	5
02-54076	540760	2-1/2"	3.78	2.60	2.41	1	2

## Rigid-to-Rigid Pull Elbow



### Use:

Rigid-to-rigid pull elbows are used to facilitate pulling conductors through a 90° bend between two runs of threaded Rigid conduit or IMC. The removable cover gives ample access so that wire pulling can be achieved without any obstructions.

- Assembled with removable cover and gasket

### Material:

- Zinc Die-Cast
- Rubber Gasket
- Stamped Aluminum Cover

### Standards:


UL 514B  
CSA C22.2 No. 18.3-12

### Certifications:

UL E155411   SF LR57925

Model Number	UPC (0-31857)	Trade Size	Product Dimensions (inches)			Retail Pack Quantity	Master Case Quantity
			A	B	C		
<b>Polybag</b>							
49681	496814	1/2"	1.31	1.00	0.92	1	10
49682	496821	3/4"	1.37	1.27	1.17	1	10
<b>Boxed - Individual UPC</b>							
02-55683	556839	1"	1.95	1.57	1.46	1	10

## Rigid-to-Box Pull Elbow



### Use:

Rigid-to-box pull elbows are used to connect threaded Rigid conduit or IMC to a box where a 90° bend is required. They facilitate pulling conductors through the bend and the removable cover gives ample access so that wire pulling can be achieved without any obstructions.

- Assembled with removable cover and gasket

### Material:

- Zinc Die-Cast
- Rubber Gasket
- Stamped Aluminum Cover

### Standards:

UL 514B  
CSA C22.2 No. 18.3-12

### Certifications:

UL E155411   SF LR57925

Model Number	UPC (0-31857)	Trade Size	Product Dimensions (inches)			Retail Pack Quantity	Master Case Quantity
			A	B	C		
<b>Polybag</b>							
49671	496715	1/2"	1.31	1.00	0.92	1	10
49672	496722	3/4"	1.37	1.27	1.17	1	5

## Combination Pull Elbow Conduit-to-Conduit



### Use:

Combination pull elbows are used to facilitate pulling conductors through a 90° bend in two runs of IMC, Rigid or steel EMT conduit. The removable cover gives ample access so that wire pulling can be achieved without any obstruction. For dry location applications.

- Set screw for EMT and threaded for Rigid conduit or IMC
- Removable aluminum cover and gasket

### Material:

- Zinc Die-Cast
- Rubber Gasket
- Stamped Aluminum Cover


### Standards:

UL 514B  
CSA C22.2 No. 18.3-12

### Certifications:

UL E155411 SP LR57925

## Combination Pull Elbow Conduit-to-Box



### Use:

Combination to box pull elbows are used to facilitate pulling conductors through a 90° bend in a run of IMC, Rigid or steel EMT conduit that terminates at a knockout in a metal box or enclosure. The removable cover gives ample access so that wire pulling can be achieved without any obstruction. For dry location applications.

- Set screw for EMT and threaded for Rigid conduit or IMC
- Removable aluminum cover and gasket

### Material:

- Zinc Die-Cast
- Rubber Gasket
- Stamped Aluminum Cover

### Standards:

UL 514B  
CSA C22.2 No. 18.3-12

### Certifications:

UL E155411 SP LR57925

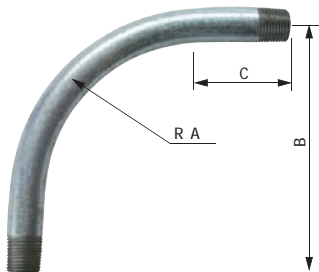
Model Number	UPC (0-31857)	Trade Size	Product Dimensions (inches)			Retail Pack Quantity	Master Case Quantity
			A	B	C		
<b>Polybag</b>							
46077	460778	1/2"	1.31	1.00	0.92	1	10
46078	460785	3/4"	1.37	1.27	1.17	1	10

For EMT or Rigid Conduit

Model Number	UPC (0-31857)	Trade Size	Product Dimensions (inches)			Retail Pack Quantity	Master Case Quantity
			A	B	C		
<b>Polybag</b>							
46074	460747	1/2"	1.31	1.00	0.92	1	10
46075	460754	3/4"	1.37	1.27	1.17	1	5

For EMT or Rigid Conduit

## 90° Rigid Elbow



### Use:

90° rigid elbows are used to connect Rigid conduit or IMC together to allow for 90° bends.

### Material:

- Zinc-Plated Steel

### Standards:

UL 6  
CSA C22.2 No. 45.1-07


### Certifications:

US E482671

Model Number	UPC (0-31857)	Trade Size	Product Dimensions (inches)			Retail Pack Quantity	Master Case Quantity
			A	B	C		
<b>Boxed - Individual UPC</b>							
02-55531PE	005313	1/2"	4.02	6.38	1.50	1	5
02-55532PE	005320	3/4"	4.49	7.44	1.50	1	5
02-55533PE	005337	1"	5.75	8.84	1.89	1	6
02-55534PE	005344	1-1/4"	7.24	10.12	2.01	1	3
02-55535PE	005351	1-1/2"	8.27	11.94	2.01	1	3
02-55536PE	005368	2"	9.49	14.08	2.01	1	2
55537-PE	005375	2-1/2"	10.50	16.00	5.25	1	1
55538-PE	005382	3"	13.00	18.95	5.81	1	1

**RIGID**

## Combination Conduit Body



### Use:

Combination conduit bodies are used to gain access to the interior of a raceway for wire pulling, inspection and maintenance where the raceway changes direction. Pre-assembled with two covers and gaskets for configuration as LL or LR conduit body.

- Combination type LL/LR
- Set screw for EMT and threaded for Rigid conduit or IMC
- Assembled with removable cover and gasket

### Material:

- Aluminum Die-Cast
- Rubber Gasket
- Stamped Aluminum Cover

### Standards:

UL 514A  
CSA C22.2 No. 18.1-13

### Certifications:

US E121488

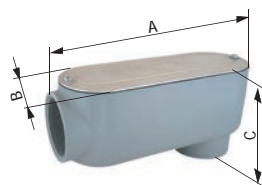
Model Number	UPC (0-31857)	Trade Size	Product Dimensions (inches)			Retail Pack Quantity	Master Case Quantity
			A	B	C		
<b>Boxed - Individual UPC</b>							
02-55941LLR	941017	1/2"	4.40	1.94	2.07	1	5
02-55942LLR	942014	3/4"	5.07	2.18	2.29	1	5
02-55943LLR	943011	1"	5.80	2.44	2.48	1	5

### For Rigid or EMT Conduit


**⚠ WARNING:** This product can expose you to chemicals including lead, which is known to the State of California to cause cancer and birth defects or other reproductive harm. For more information, go to [www.P65WARNINGS.ca.gov](http://www.P65WARNINGS.ca.gov). Wash hands after handling.

# Threaded Conduit Body

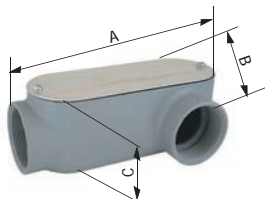
Type LB




Type C




Type LL



Type LR



Type T



**Use:**

Conduit bodies are used to gain access to the interior of a raceway for wire pulling, inspection and maintenance where the raceway changes direction.

- Assembled with removable cover and gasket

**Material:**

- Aluminum Die-Cast
- Rubber Gasket
- Stamped Aluminum Cover

**Standards:**

UL 514A & UL 514B  
CSA C22.2 No. 18.1-13 & CSA C22.2 No. 18.3-12

**Certifications:**



Model Number	UPC (0-31857)	Trade Size	Product Dimensions (inches)			Retail Pack Quantity	Master Case Quantity
			A	B	C		
<b>Type LB</b>							
<b>Boxed - Individual UPC</b>							
02-55641LB	641061	1/2"	4.30	1.30	2.40	1	10
02-55642LB	642068	3/4"	5.00	1.50	2.60	1	10
02-55643LB	643065	1"	5.80	1.80	2.90	1	5
02-55644LB	644062	1-1/4"	7.80	2.50	3.70	1	2
02-55645LB	645069	1-1/2"	7.80	2.50	3.90	1	2
02-55646LB	646066	2"	9.80	3.20	4.70	1	2
02-55647LB	647063	2-1/2"	12.83	4.44	5.35	1	1
02-55648LB	648060	3"	12.83	4.44	5.96	1	1
<b>Type C</b>							
<b>Boxed - Individual UPC</b>							
02-55641C	641030	1/2"	4.80	1.30	1.60	1	5
02-55642C	642037	3/4"	5.50	1.50	1.90	1	5
02-55643C	643034	1"	6.22	1.75	2.07	1	5
02-55644C	644031	1-1/4"	8.27	2.48	2.84	1	2
02-55645C	645038	1-1/2"	8.27	2.48	2.84	1	2
02-55646C	646035	2"	10.24	3.13	3.59	1	2
<b>Type LL</b>							
<b>Boxed - Individual UPC</b>							
02-55641LL	641023	1/2"	4.40	2.10	1.60	1	5
02-55642LL	642020	3/4"	5.10	2.30	1.90	1	5
02-55643LL	643027	1"	5.80	1.75	2.07	1	5
02-55644LL	644024	1-1/4"	7.76	2.48	2.84	1	2
02-55645LL	645021	1-1/2"	7.76	2.48	2.84	1	2
02-55646LL	646028	2"	9.84	3.13	3.59	1	2
<b>Type LR</b>							
<b>Boxed - Individual UPC</b>							
02-55641LR	641016	1/2"	4.40	2.10	1.60	1	5
02-55642LR	642013	3/4"	5.10	2.30	1.90	1	5
02-55643LR	643010	1"	5.80	1.75	2.07	1	5
02-55644LR	644017	1-1/4"	7.76	2.48	2.84	1	2
02-55645LR	645014	1-1/2"	7.76	2.48	2.84	1	2
02-55646LR	646011	2"	9.84	3.13	3.59	1	2
<b>Type T</b>							
<b>Boxed - Individual UPC</b>							
02-55641T	641078	1/2"	4.40	2.10	1.60	1	5
02-55642T	642075	3/4"	5.50	2.30	1.90	1	5
02-55643T	643072	1"	6.22	1.75	2.07	1	5
02-55644T	644079	1-1/4"	8.27	2.48	2.84	1	2
02-55645T	645076	1-1/2"	8.27	2.48	2.84	1	2
02-55646T	646073	2"	10.24	3.13	3.58	1	2

**⚠ WARNING:** This product can expose you to chemicals including lead, which is known to the State of California to cause cancer and birth defects or other reproductive harm. For more information, go to [www.P65WARNINGS.ca.gov](http://www.P65WARNINGS.ca.gov). Wash hands after handling.

RIGID

## Service Entrance Ell



### Use:

Service entrance ells are used to gain access to the interior of a raceway for wire pulling, inspection and maintenance.

- Mounts flush against structures
- Listed for use in wet locations
- Assembled with removable cover and fiber gasket

### Material:

- Aluminum Die-Cast
- Fiber Gasket

### Standards:

UL 514A & UL 514B  
CSA C22.2 No. 18.1-13 & CSA C22.2 No. 18.3-12

### Certifications:


UL E121488 SF LR57925

Model Number	UPC (0-31857)	Trade Size	Product Dimensions (inches)			Retail Pack Quantity	Master Case Quantity
			A	B	C		
<b>Boxed - Individual UPC</b>							
02-51025	510251	1/2"	3.15	1.19	1.45	1	10
02-51026	510268	3/4"	3.57	1.52	1.77	1	5
02-51027	510275	1"	4.18	1.75	1.97	1	3
02-51028	510282	1-1/4"	5.39	2.19	2.44	1	2
02-51029	510299	1-1/2"	6.10	2.36	2.44	1	2
02-51030	510305	2"	6.61	2.87	2.93	1	2

**⚠ WARNING:** This product can expose you to chemicals including lead, which is known to the State of California to cause cancer and birth defects or other reproductive harm. For more information, go to [www.P65WARNINGS.ca.gov](http://www.P65WARNINGS.ca.gov). Wash hands after handling.

**RIGID**

## Mogul Conduit Body (Type LB)



### Use:

Mogul conduit bodies are used to gain greater access to the interior of a raceway for wire pulling, inspection and maintenance where the raceway changes direction.

- Assembled with removable cover and gasket
- Meets NEC 6x requirement
- Listed for use in wet locations

### Material:

- Aluminum Die-Cast
- Fiber Gasket

### Standards:

UL 514A & UL 514B  
CSA C22.2 No. 18.1-13 & CSA C22.2 No. 18.3-12  
NEC Article 345 & 346

### Certifications:

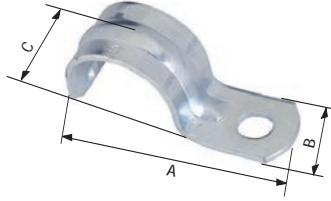
UL E121488 SF LR57925

Model Number	UPC (0-31857)	Trade Size	Product Dimensions (inches)			Retail Pack Quantity	Master Case Quantity
			A	B	C		
<b>Boxed - Individual UPC</b>							
02-51130	511289	1-1/4"	9.67	2.52	4.29	1	1
02-51129	511296	1-1/2"	14.57	3.19	6.32	1	1
02-51130	511302	2"	14.57	3.19	6.32	1	1

**⚠ WARNING:** This product can expose you to chemicals including lead, which is known to the State of California to cause cancer and birth defects or other reproductive harm. For more information, go to [www.P65WARNINGS.ca.gov](http://www.P65WARNINGS.ca.gov). Wash hands after handling.



## One-Hole Strap



**Use:**


One-hole straps are used for providing support for Rigid conduit or IMC as required by the National Electrical Code (NEC).

- Snap-on type

**Material:**

- Zinc-Plated Steel

## Two-Hole Strap



**Use:**

Two-hole straps are used for providing support for Rigid conduit or IMC as required by the National Electrical Code (NEC) where higher load bearing supports are desired.

- Snap-on type

**Material:**

- Zinc-Plated Steel

**Standards:**

UL 2239  
CSA C22.2 No. 18.4-15

**Certifications:**


E229278

Model Number	UPC (0-31857)	Trade Size	Product Dimensions (inches)			Retail Pack Quantity	Master Case Quantity
			A	B	C		
<b>Polybag</b>							
47900	479008	1/2"	1.85	0.63	0.91	3	25
49900	499006	1/2"	1.85	0.63	0.91	4	25
42900	429003	1/2"	1.85	0.63	0.91	5	25
49901	499013	3/4"	2.20	0.75	1.13	3	20
42901	429010	3/4"	2.20	0.75	1.13	5	20
49902	499020	1"	2.60	0.88	1.33	1	20
42902	429027	1"	2.60	0.88	1.33	2	15
49903	499037	1-1/4"	2.95	0.89	1.65	1	25
44903	449032	1-1/4"	2.95	0.89	1.65	4	5
49904	499044	1-1/2"	3.62	1.02	1.91	1	25
44904	449049	2"	4.09	1.14	2.32	2	5
44905	449056	2"	4.09	1.14	2.32	2	5
<b>Boxed - Individual UPC</b>							
55905-S	559052	2-1/2"	5.00	1.25	2.75	1	25
55906-S	559069	2-1/2"	5.00	1.25	2.75	1	25
55907-S	559076	3"	5.53	1.25	3.60	1	25
<b>Contractor Pack</b>							
1801	659004	1/2"	1.85	0.63	0.91	50	2
1802	659011	3/4"	2.20	0.75	1.13	25	2

Model Number	UPC (0-31857)	Trade Size	Product Dimensions (inches)			Retail Pack Quantity	Master Case Quantity
			A	B	C		
<b>Polybag</b>							
47830	478308	1/2"	2.48	0.62	0.87	3	25
49830	498306	1/2"	2.48	0.62	0.87	4	25
42830	428303	1/2"	2.48	0.62	0.87	5	25
49831	498313	3/4"	2.91	0.69	0.98	3	20
47831	478315	3/4"	2.91	0.69	0.98	4	20
42831	428310	3/4"	2.91	0.69	0.98	5	20
49832	498320	1"	3.37	0.75	1.30	1	20
42832	428327	1"	3.37	0.75	1.30	2	15
49833	498337	1-1/4"	4.09	0.89	1.61	1	20
42833	428334	1-1/4"	4.09	0.89	1.61	2	20
44833	448332	1-1/4"	4.09	0.89	1.61	4	20
49834	498344	1-1/2"	4.41	0.94	1.91	1	20
44834	448349	1-1/2"	4.41	0.94	1.91	2	20
49835	498351	2"	5.12	1.00	2.31	1	20
44835	448356	2"	5.12	1.00	2.31	2	15
<b>Boxed - Individual UPC</b>							
51907*	519070	2-1/2"	6.06	1.10	2.96	1	25
51908*	519087	3"	6.46	1.10	3.58	1	25
<b>Bulk - No Individual UPC</b>							
51901	519018	1/2"	2.48	0.62	0.87	50	10
51902	519025	3/4"	2.91	0.69	0.98	50	10

\* Also listed for use with EMT and FMC

## Clamp Back and Strap



### Use:

Clamp backs and straps are used to secure and suspend IMC, Rigid or EMT conduit while providing space between the conduit and mounting surface.

- Suitable for maximum 10 ft. support interval

### Material:

- Zinc-Plated Iron

### Standards:

UL 2239

CSA C22.2 No. 18


### Certifications:

 E229278  LR57925

Model Number	UPC (0-31857)	Trade Size	Product Dimensions (inches)			Retail Pack Quantity	Master Case Quantity
			A	B	C		
<b>Polybag</b>							
55140	551407	1/2"	2.30	1.05	0.96	1	10
55141	551414	3/4"	2.44	1.17	1.00	1	10
55142	551421	1"	3.02	1.27	1.31	1	10
55143	551438	1-1/4"	3.53	1.59	1.72	1	5
55144	551445	1-1/2"	3.91	1.61	2.06	1	5
55145	551452	2"	4.80	1.95	2.49	1	5

RIGID

## Clamp Type Connector



**Use:**  
Clamp type connectors are used to terminate NM Sheathed cable, Flexible Cord, Oval or Round SE cables to a knockout in a dry location box or enclosure.

- Male hub threads NPS

**Material:**

- Zinc Die-Cast

**Standards:**

UL 514B  
CSA C22.2 No. 18.3-12


**Certifications:**

- UL E213494 (3/8" - 1-1/4")  
E155410 (1-1/2" - 2")
- SR LR57925

Model Number	UPC (0-31857)	Trade Size	Product Dimensions (inches)			Retail Pack Quantity	Master Case Quantity
			A	B	C		
<b>Polybag</b>							
49650	496500	3/8"	0.74	1.16	0.36	1	100
18051	180515	3/8"	0.74	1.16	0.36	4	10
45650	456504	3/8"	0.74	1.16	0.36	10	20
49660	496609	3/4"	0.95	1.67	0.44	1	50
18104	181048	3/4"	0.95	1.67	0.44	2	10
44660	446604	3/4"	0.95	1.67	0.44	3	20
49663	496630	1"	1.10	1.94	0.52	1	20
44663	446635	1"	1.10	1.94	0.52	2	20
44694	446949	1-1/4"	1.25	2.18	0.63	1	20
44695	446956	1-1/2"	1.44	2.61	0.64	1	20
44696	446963	2"	1.57	2.95	0.81	1	20
<b>Bulk - No Individual UPC</b>							
55650	556501	3/8"	0.74	1.16	0.36	100	10
55660	556600	3/4"	0.95	1.67	0.44	50	10
55663	556631	1"	1.10	1.94	0.52	25	10
<b>Contractor Pack</b>							
C-500	656508	3/8"	0.74	1.16	0.36	100	2
C-750	656607	3/4"	0.95	1.67	0.44	50	2

Trade Size	Knockout Size	NM	Flexible Cord (Diameter)	SE Oval	SE Round
3/8"	1/2"	14/2 - 10/3	0.29" - 0.45"	-	-
3/4"	3/4"	10/3 - 8/2	-	0.520" x 0.610" 0.510" x 0.800"	0.570" - 0.690"
1"	1"	10/3 - 4/3	-	0.510" x 0.800" 0.620" x 0.980"	0.690" - 0.920"
1-1/4"	1-1/4"	4/3 - 2/3	-	0.670" x 1.060" 0.730" x 1.235"	1.190"

## Snap Lock® Clamp Type Connector



**Use:**  
Snap Lock® clamp type connectors are used to terminate NM Sheathed, Flexible Cord, Oval or Round SE cables to a knockout in a dry location box or enclosure. Snap Lock® design provides:

- Faster installation - no locknut assembly

**Material:**

- Zinc Die-Cast

**Standards:**

UL 514B  
CSA C22.2 No. 18.3-12


**Certifications:**

- UL US E213494

Model Number	UPC (0-31857)	Trade Size	Product Dimensions (inches)			Retail Pack Quantity	Master Case Quantity
			A	B	C		
<b>Polybag</b>							
44655	446550	3/8"	0.86	1.17	0.39	2	25
47655	476557	3/8"	0.86	1.17	0.39	10	10
44665	446659	3/4"	1.00	1.67	0.47	2	15
<b>Contractor Pack</b>							
C-505	656553	3/8"	0.86	1.17	0.39	25	2

Trade Size	Knockout Size	NM	Flexible Cord (Diameter)	SE Oval	SE Round
3/8"	1/2"	14/2 - 10/3	0.290"	-	-
3/4"	3/4"	10/3 - 8/2	-	0.360" x 0.610" 0.510" x 0.800"	0.500" - 0.750"

## SE Clamp Type Connector



**Use:**

Clamp type connectors are used to terminate Oval SE cables to a knockout in a dry location box or enclosure.

**Material:**

- Zinc Die-Cast

**Standards:**

UL 514B  
CSA C22.2 No. 18.3-12

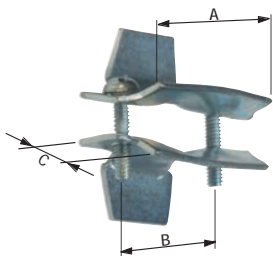
**Certifications:**

E155410 LR57925

Model Number	UPC (0-31857)	Trade Size	Product Dimensions (inches)			Retail Pack Quantity	Master Case Quantity
			A	B	C		
<b>Polybag</b>							
44664	446642	1-1/4"	1.31	2.26	0.59	1	20
44675	446758	1-1/2"	1.33	2.85	0.62	1	20
44676	446765	2"	1.57	3.50	0.72	1	10

Trade Size	Knockout Size	SE Oval
1-1/4"	1-1/4"	1.065" x 0.635" - 1.250" x 0.740"
1-1/2"	1-1/2"	1.065" x 0.635" - 1.250" x 0.740"
2"	2"	1.405" x 0.875" - 1.450" x 0.875"

## Two Piece Connector



**Use:**

Two piece clamp type connectors are used to terminate one or more NM Sheathed or SE cables to a knockout in a dry location box or enclosure. Also used in old work locations.

- No locknut required
- Butterfly Style


**Material:**

- Zinc-Plated Steel

Model Number	UPC (0-31857)	Trade Size	Product Dimensions (inches)			Retail Pack Quantity	Master Case Quantity
			A	B	C		
<b>Polybag</b>							
49652	496524	3/8"	1.32	0.94	0.47	1	50
44652	446529	3/8"	1.32	0.94	0.47	5	5
49654	496548	3/4"	1.73	1.22	0.63	1	50
44654	446543	3/4"	1.73	1.22	0.63	5	5

Trade Size	Knockout Size	NM	SE
3/8"	1/2"	14/2 - 10/3	14/2 - 10/3
3/4"	3/4" - 1"	8/2 - 6/2	8/2 - 6/2

## EMT to NM Combination Coupling



Model Number	UPC (0-31857)	Trade Size	Product Dimensions (inches)			Retail Pack Quantity	Master Case Quantity
			A	B	C		
<b>Polybag</b>							
49279	492793	3/8"	0.72	0.93	1.34	1	25
44279	442798	3/8"	0.72	0.93	1.34	2	20
<b>Bulk - No Individual UPC</b>							
57003	570033	3/8"	0.72	0.93	1.34	50	10
<b>Contractor Pack</b>							
57003M	111533	3/8"	0.72	0.93	1.34	50	1

**Use:**

Combination couplings are used to provide a transition from steel EMT conduit to NM cable in a dry location.

- Set Screw Type

**Material:**

- Zinc Die-Cast

**Standards:**

UL 514B


CSA C22.2 No. 18.3-12

**Certifications:**

UL E210498 SP LR57925

Trade Size	EMT	NM
3/8"	1/2"	12/2

## NM Cable Connector



**Use:**

NM cable connectors are used to terminate NM Sheathed cable or Flexible cord to a knockout in a dry location box or enclosure.

- Snap-in one piece construction
- Wide variety of cable configurations

**Material:**

- Non-Metallic

**Standards:**

UL 514B  
CSA C22.2 No. 18.3-12


**Certifications:**

E213494

Model Number	UPC (0-31857)	Trade Size	Product Dimensions (inches)			Retail Pack Quantity	Master Case Quantity
			A	B	C		
<b>Polybag</b>							
43840	438401	3/8"	0.93	1.33	0.76	5	10
44840	448400	3/8"	0.93	1.33	0.76	10	20
44841	448417	3/8"	0.93	1.33	0.76	6	20

Trade Size	Knockout Size	NM	Flexible Cord (Diameter)
3/8"	1/2"	14/2 - 8/2	0.29" - 0.59"

## NM Cable Connector



**Use:**

NM cable connectors are used to terminate NM Sheathed cable or Flexible cord to a knockout in a dry location box or enclosure.

- Snap-in one piece construction
- Wide variety of cable configurations

**Material:**

- Non-Metallic

**Standards:**

UL 514B  
CSA C22.2 No. 18.3-12


**Certifications:**

E213494

Model Number	UPC (0-31857)	Trade Size	Product Dimensions (inches)			Retail Pack Quantity	Master Case Quantity
			A	B	C		
<b>Polybag</b>							
18740	187408	3/8"	0.66	0.98	-	6	10
44740	447403	3/8"	0.66	0.98	-	10	20
49740	497408	3/8"	0.66	0.98	-	100	1
49741	497415	3/4"	1.29	0.58	-	1	50
44741	447410	3/4"	1.29	0.58	-	5	20
<b>Bulk - No Individual UPC</b>							
55740	557409	3/8"	0.66	0.98	-	100	5
55741	557416	3/4"	1.29	0.58	-	50	5

Trade Size	Knockout Size	NM (One Cable)	NM (Two Cables)
3/8"	1/2"	14/2 - 6/2 12/4	14/2 - 10/2
3/4"	3/4"	6/2 - 6/3	14/3 - 10/2

## Underground Feeder (UF) Cable Connector



**Use:**

UF connectors are used to secure Underground Feeder cable to a metal enclosure or waterproof box with a threaded hub.

- Wet location approved when used with a sealing locknut.

**Material:**

- Zinc Die-Cast

**Standards:**

UL 514B

CSA C22.2 No. 18.3-12


**Certifications:**

UL E213494    SF LR57925

Model Number	UPC (0-31857)	Trade Size	Product Dimensions (inches)			Retail Pack Quantity	Master Case Quantity
			A	B	C		
<b>Polybag</b>							
18820	188207	1/2"	1.26	0.22	0.44	1	10
49092	490928	1/2"	1.26	0.22	0.44	1	25
18821	188214	3/4"	1.30	0.22	0.66	1	5
49093	490935	3/4"	1.30	0.22	0.66	1	10

Trade Size	UF
1/2"	12/2
3/4"	12/3

## Service Entrance Cable Connector



**Use:**

Service entrance cable connectors are used for sealing and terminating Oval SE cable to a threaded entry of a watertight box or enclosure.

- Wet location approved when used with a sealing locknut.

**Material:**

- Zinc Die-Cast

**Standards:**

UL 514B

CSA C22.2 No. 18.3-12

**Certifications:**

UL E155410    SF LR57925

Model Number	UPC (0-31857)	Trade Size	Product Dimensions (inches)			Retail Pack Quantity	Master Case Quantity
			A	B	C		
<b>Boxed - Individual UPC</b>							
02-55760	557607	1"	1.44	0.50	0.80	1	10
02-55761	557614	1"	1.44	0.44	0.70	1	10
02-55770	557706	1-1/4"	1.99	0.57	0.94	1	10
02-55781	557812	1-1/2"	2.18	0.74	1.24	1	5
02-55793	557935	2"	2.41	0.89	1.54	1	5
02-55794	557942	2"	2.41	1.00	1.58	1	5

Trade Size	Model Number	SE Oval
1"	02-55760	0.500" x 0.800"
	02-55761	0.440" x 0.700"
1-1/4"	02-55770	0.570" x 0.940"
1-1/2"	02-55781	0.740" x 1.235"
2"	02-55793	0.850" x 1.540"
	02-55794	1.000" x 1.580"



## One-Hole Midget Strap



**Use:**


One-hole midget straps are used to secure bare solid copper wire to a working surface as required by the National Electric Code (NEC).

**Material:**

- Zinc-Plated Steel

Model Number	UPC (0-31857)	Trade Size	Product Dimensions (inches)			Retail Pack Quantity	Master Case Quantity
			A	B	C		
<b>Polybag</b>							
44720	447205	3/16"	0.67	0.30	0.19	50	10
44721	447212	1/4"	0.98	0.50	0.21	50	5

## One-Hole NM Strap



**Use:**


One-hole straps are used to secure NM Sheathed cable as required by the National Electric Code (NEC).

**Material:**

- Zinc-Plated Steel

Model Number	UPC (0-31857)	Trade Size	Product Dimensions (inches)			Retail Pack Quantity	Master Case Quantity
			A	B	C		
<b>Polybag</b>							
49700	497002	14/2-12/2	1.40	0.50	0.36	3	50
41700	417000	14/2-12/2	1.40	0.50	0.36	10	20

## One-Hole Oval SE Strap



**Use:**


One-hole straps are used to secure Oval SE cable as required by the National Electric Code (NEC).

**Material:**

- Zinc-Plated Steel

Model Number	UPC (0-31857)	Trade Size	Product Dimensions (inches)			Retail Pack Quantity	Master Case Quantity
			A	B	C		
<b>Polybag</b>							
49701	497019	8/3-4/3	1.71	0.57	0.51	3	50
41701	417017	8/3-4/3	1.71	0.57	0.51	10	20
49702	497026	3/3-2/3	1.95	0.57	0.61	3	50
41702	417024	3/3-2/3	1.95	0.57	0.61	10	20
41703	417031	#1-#2/0	2.50	1.02	0.82	6	20
41704	417048	#3/0-#4/0	2.81	0.98	0.93	4	20
49704	497040	#3/0-#4/0	2.81	0.98	0.93	1	50

## Two-Hole Oval SE Strap



**Use:**

Two-hole straps are used to secure Oval SE cable as required by the National Electric Code (NEC).

**Material:**

- Zinc-Plated Steel

Model Number	UPC (0-31857)	Trade Size	Product Dimensions (inches)			Retail Pack Quantity	Master Case Quantity
			A	B	C		
<b>Polybag</b>							
44711	447113	8/3-4/3	2.70	0.75	0.40	5	10
43712	437121	3/3-2/3	2.81	0.75	0.60	6	10
49732	497323	3/3-2/3	2.81	0.75	0.60	3	50
43714	437145	3/0-4/0	3.63	0.75	0.91	6	10
49734	497347	3/0-4/0	3.63	0.75	0.91	1	25

## Clamp-On Service Entrance Head



**Use:**

Service entrance heads are used as a connecting point in an overhead service entrance and can be mounted on threaded or unthreaded Rigid, IMC or EMT conduit.

- Clamp-on type
- Phenolic insulator with multiple holes
- Listed for use in wet locations

**Material:**

- Aluminum Die-Cast

**Standards:**

UL 514B  
CSA C22.2 No. 18.3-12

**Certifications:**




Model Number	UPC (0-31857)	Trade Size	Product Dimensions (inches)			Retail Pack Quantity	Master Case Quantity
			A	B	C		
<b>Boxed - Individual UPC</b>							
02-51251	512514	1/2"	2.25	2.22	1.93	1	10
02-51252	512521	3/4"	2.48	2.51	2.20	1	10
02-51253	512538	1"	2.75	2.85	2.55	1	5
02-51254	512545	1-1/4"	3.12	2.90	2.98	1	5
02-51255	512552	1-1/2"	3.75	3.68	3.18	1	2
02-51256	512569	2"	4.34	5.28	4.61	1	3
02-51257	512576	2-1/2"	5.59	10.59	6.14	1	2
02-51258	512583	3"	6.38	10.71	6.14	1	1

Trade Size	Conduit Size	Insulator Hole Size
1/2"	1/2"	(4x) 19/64"
3/4"	3/4"	(2x) 3/8", (3x) 13/32"
1"	1"	(2x) 7/16", (3x) 1/2"
1-1/4"	1-1/4"	(2x) 27/64", (3x) 5/8"
1-1/2"	1-1/2"	(2x) 19/32", (1x) 7/16", (3x) 3/4"
2"	2"	(1x) 17/32", (2x) 3/4", (3x) 1"
2-1/2"	2-1/2"	(3x) 7/8", (1x) 1", (3x) 1-5/16"
3"	3"	(3x) 7/8", (1x) 1", (3x) 1-5/16"

**⚠ WARNING:** This product can expose you to chemicals including lead, which is known to the State of California to cause cancer and birth defects or other reproductive harm. For more information, go to [www.P65WARNINGS.ca.gov](http://www.P65WARNINGS.ca.gov). Wash hands after handling.

## Service Entrance Mast Head



**Use:**

Service entrance caps are used as a connecting point in an overhead service entrance and can be mounted on threaded or unthreaded Rigid or IMC conduit.

- Slip fit
- Phenolic insulator with multiple holes
- Listed for use in wet locations

**Material:**

- Aluminum Die-Cast

**Standards:**

UL 514B  
CSA C22.2 No. 18.3-12

**Certifications:**




Model Number	UPC (0-31857)	Trade Size	Product Dimensions (inches)			Retail Pack Quantity	Master Case Quantity
			A	B	C		
<b>Boxed - Individual UPC</b>							
02-51456	514563	2"	2.66	3.72	3.14	1	4
02-51458	514587	2-1/2"	3.12	4.57	4.20	1	2

Trade Size	Conduit Size	Insulator Hole Size
2"	2"	(2x) 27/64", (3x) 5/8"
2-1/2"	2-1/2"	(1x) 17/32", (2x) 3/4", (3x) 1"

**⚠ WARNING:** This product can expose you to chemicals including lead, which is known to the State of California to cause cancer and birth defects or other reproductive harm. For more information, go to [www.P65WARNINGS.ca.gov](http://www.P65WARNINGS.ca.gov). Wash hands after handling.

## Oval Service Entrance Head



**Use:**

Die-cast oval service entrance caps are used as a connecting point in an overhead service entrance for Oval SE cable.

- Removable cap
- Two piece phenolic insulator
- Listed for use in dry locations

**Material:**

- Aluminum Die-Cast

**Standards:**

UL 514B  
CSA C22.2 No. 18.3-12


**Certifications:**

UL E155410    SP LR57925

Model Number	UPC (0-31857)	Trade Size	Product Dimensions (inches)			Retail Pack Quantity	Master Case Quantity
			A	B	C		
<b>Boxed - Individual UPC</b>							
02-51200	512002	3/8-3/1	2.92	2.45	3.22	1	5
02-51235	512354	1/0-4/0	4.48	3.40	1.97	1	5

**⚠ WARNING:** This product can expose you to chemicals including lead, which is known to the State of California to cause cancer and birth defects or other reproductive harm. For more information, go to [www.P65WARNINGS.ca.gov](http://www.P65WARNINGS.ca.gov). Wash hands after handling.

## Conduit Sill Plate



**Use:**

Sill plates are used in conjunction with sealing compound to protect service entrance cable and to cover the hole where it enters the dwelling.

- Supplied with mounting screws
- For use with EMT conduit

**Material:**


- Aluminum Die-Cast

Model Number	UPC (0-31857)	Trade Size	Product Dimensions (inches)			Retail Pack Quantity	Master Case Quantity
			A	B	C		
<b>Boxed - Individual UPC</b>							
40591	405915	1/2" & 3/4"	2.60	2.35	0.79	1	15
40593	405939	1"	3.01	2.53	1.26	1	10
40594	405946	1-1/4"	3.78	2.61	1.57	1	25
40598	405984	2"	4.13	4.13	2.36	1	5

Trade Size	No. Mounting Holes
1/2" & 3/4"	2
1"	2
1-1/4"	4
2"	4

**⚠ WARNING:** This product can expose you to chemicals including lead, which is known to the State of California to cause cancer and birth defects or other reproductive harm. For more information, go to [www.P65WARNINGS.ca.gov](http://www.P65WARNINGS.ca.gov). Wash hands after handling.

## Service Entrance Cable Sill Plate



**Use:**

Sill plates are used in conjunction with sealing compound to protect service entrance cable and cover the hole where it enters the building.

- Supplied with mounting screws
- Two mounting holes


**Material:**

- Aluminum Die-Cast

Model Number	UPC (0-31857)	Trade Size	Product Dimensions (inches)			Retail Pack Quantity	Master Case Quantity
			A	B	C		
<b>Boxed - Individual UPC</b>							
40595	405953	3#2 - 3#4	2.95	2.68	0.87	1	10

**⚠ WARNING:** This product can expose you to chemicals including lead, which is known to the State of California to cause cancer and birth defects or other reproductive harm. For more information, go to [www.P65WARNINGS.ca.gov](http://www.P65WARNINGS.ca.gov). Wash hands after handling.

## Service Entrance Cable Sill Plate



**Use:**

Sill plates are used in conjunction with sealing compound to protect service entrance cable and cover the hole where it enters the building.

- Supplied with mounting screws
- Four mounting holes


**Material:**

- Aluminum Die-Cast

Model Number	UPC (0-31857)	Trade Size	Product Dimensions (inches)			Retail Pack Quantity	Master Case Quantity
			A	B	C		
<b>Boxed - Individual UPC</b>							
40596	405960	3#3/0-3#4/0	6.18	2.44	3.78	1	4
40599	405991	3#1/0-3#2/0	2.52	5.31	2.01	1	4

**⚠ WARNING:** This product can expose you to chemicals including lead, which is known to the State of California to cause cancer and birth defects or other reproductive harm. For more information, go to [www.P65WARNINGS.ca.gov](http://www.P65WARNINGS.ca.gov). Wash hands after handling.

## Standard Porcelain Wireholder



**Use:**

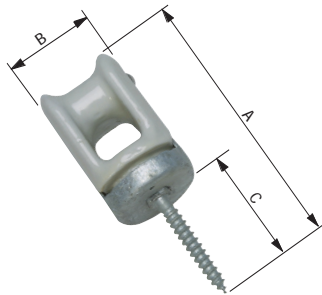
Porcelain wireholders are used in overhead services to support and secure incoming service entrance wires prior to entrance.

**Material:**

- Porcelain
- Steel

Model Number	UPC (0-31857)	Trade Size	Product Dimensions (inches)			Retail Pack Quantity	Master Case Quantity
			A	B	C		
<b>Boxed - Individual UPC</b>							
02-56029	560294	3/8" x 5"	7.91	1.54	5.00	1	5
02-56030	560300	1-11/16"	3.88	1.44	2.13	1	5
02-56034	560348	2-1/4"	4.80	1.95	2.64	1	10

## Heavy Duty Porcelain Wireholder



**Use:**

Porcelain wireholders are used in overhead services to support and secure incoming service entrance wires prior to entrance.


- Reinforced

**Material:**

- Porcelain
- Steel

Model Number	UPC (0-31857)	Trade Size	Product Dimensions (inches)			Retail Pack Quantity	Master Case Quantity
			A	B	C		
<b>Boxed - Individual UPC</b>							
02-56033	560331	2-1/4"	5.26	1.54	2.50	1	10
02-56036	560362	3/8" x 1/2"	3.33	1.54	0.50	1	20
02-56038	560386	2"	6.42	1.88	3.38	1	10

## Adjustable Wireholder



### Use:

Porcelain wireholders are used in overhead services to support and secure incoming service entrance wires prior to entrance.

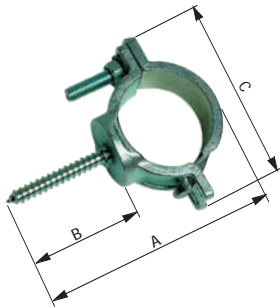
- Clamp on
- Mounts below service entrance cap

### Material:

- Porcelain
- Steel

Model Number	UPC (0-31857)	Trade Size	Product Dimensions (inches)			Retail Pack Quantity	Master Case Quantity
			A	B	C		
<b>Boxed - Individual UPC</b>							
02-56037	560379	Adj.	2.80	1.70	3.37	1	5

## Conduit Support



### Use:

Conduit supports are used to secure conduit to the outside surface of a building.

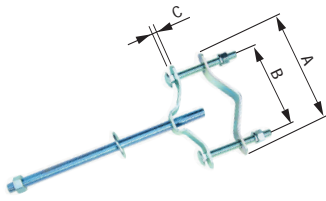
- Lag Screw Type
- For Rigid, IMC or EMT conduit

### Material:

- Zinc-Plated Iron

Model Number	UPC (0-31857)	Trade Size	Product Dimensions (inches)			Retail Pack Quantity	Master Case Quantity
			A	B	C		
<b>Boxed - Individual UPC</b>							
02-56040	560409	2"	5.27	2.40	4.27	1	5
02-56041	560416	2-1/2"	5.68	2.40	4.86	1	5

## Universal Conduit Support



**Use:**

Conduit supports are used to secure conduit to the outside surface of a building.


- 1/2" x 10" Stud Bolt
- For Rigid, IMC, or EMT conduit

**Material:**

- Steel

Model Number	UPC (0-31857)	Trade Size	Product Dimensions (inches)			Retail Pack Quantity	Master Case Quantity
			A	B	C		
<b>Boxed - Individual UPC</b>							
02-56042	560423	1-1/4" - 3"	5.36	4.13	0.15	5	1

## Wedge Clamp Connector



**Use:**

Wedge clamp connectors are used to connect a triplex overhead service entrance cable to a mounting device on a building.


**Material:**

- Aluminum
- Stainless Steel Ball

Model Number	UPC (0-31857)	Trade Size	Product Dimensions (inches)			Retail Pack Quantity	Master Case Quantity
			A	B	C		
<b>Boxed - Individual UPC</b>							
51061	510619	#6-#2	7.40	0.60	0.85	10	1
51062	510625	#4-#1/0	6.20	0.78	1.30	5	1
51063	510633	#2/0-#4/0	7.40	0.78	1.20	10	1



## AC/MC Connector



**Use:**  
AC/MC connectors are used to terminate AC or MC to a knockout in a dry location box or enclosure.

**Material:**  
• Zinc Die-Cast

**Standards:**  
UL 514B  
CSA C22.2 No. 18.3-12


**Certifications:**  
cUL<sub>us</sub> E155411

Model Number	UPC (0-31857)	Trade Size	Product Dimensions (inches)			Retail Pack Quantity	Master Case Quantity
			A	B	C		
<b>Polybag</b>							
49501	495015	3/8"	0.79	0.63	0.37	1	100
18058	180584	3/8"	0.79	0.63	0.37	4	10
45501	455019	3/8"	0.79	0.63	0.37	10	15
<b>Contractor Pack</b>							
C-550	655013	3/8"	0.79	0.63	0.37	100	5

Trade Size	Knockout Size	Steel & Aluminum	
		AC	MC (MCI, PCS)
3/8"	1/2"	14/2 - 10/3	14/2 - 10/3

Save time and labor with a Snap Lock® version found below or a Double Snap Lock® version found on page 60

## Snap Lock® AC/MC Connector



**Use:**  
AC/MC connectors are used to terminate AC or MC to a knockout in a dry location box or enclosure.  
• Faster installation with no locknut required

**Material:**  
• Zinc Die-Cast

**Standards:**  
UL 514B  
CSA C22.2 No. 18.3-12


**Certifications:**  
cUL<sub>us</sub> E155411

Model Number	UPC (0-31857)	Trade Size	Product Dimensions (inches)			Retail Pack Quantity	Master Case Quantity
			A	B	C		
<b>Polybag</b>							
42502	425029	3/8"	0.87	0.94	0.40	5	10
45502	455026	3/8"	0.87	0.94	0.40	2	12
<b>Contractor Pack</b>							
C-560	656010	3/8"	0.87	0.94	0.40	25	2

Trade Size	Knockout Size	Steel & Aluminum	
		AC	MC (MCI, PCS)
3/8"	1/2"	14/2 - 10/3	14/2 - 10/3

Tool Free Double Snap Lock® version found on page 60

# Double Snap Lock® AC/MC Connector



**Use:**

Double Snap Lock® AC/MC connectors are used to terminate AC, MC or FMC/RWFMC to a knockout in a dry location box or enclosure. The patented Double Snap Lock® design provides a faster installation.

- No tools required
- Robust insulator will not fall out

**Material:**

- Zinc Die-Cast
- Zinc-Plated Steel

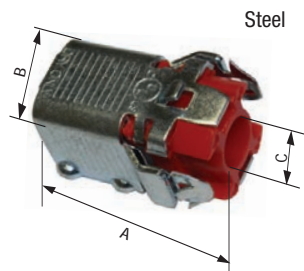
**Standards:**

UL 514B  
CSA C22.2 No. 18.3-12

**Certifications:**

US E155411

Model Number	UPC (0-31857)	Trade Size	Product Dimensions (inches)			Retail Pack Quantity	Master Case Quantity
			A	B	C		
<b>Die-Cast</b>							
<b>Polybag</b>							
42505	425050	3/8"	1.45	0.76	0.39	5	10
45505	455057	3/8"	1.45	0.76	0.39	2	12
<b>Contractor Pack</b>							
C-570	657000	3/8"	1.45	0.76	0.39	25	2
<b>Steel</b>							
<b>Polybag</b>							
45065	450656	3/8"	1.42	0.79	0.39	2	12



Trade Size	Knockout Size	Steel & Aluminum		
		FMC/RWFMC	AC	MC (MCI, MCI-A, HCF, PCS)
3/8"	1/2"	3/8"	14/2 - 10/3	14/2 - 10/3




**Step 1**  
Snap onto cable



**Step 2**  
Snap into box

**Tool Free Double Snap Lock® Cut-In Connector for old work found on page 61**

## Double Snap Lock® Cut-In Connector



### Use:

Double Snap Lock® cut-in connectors are used to terminate AC, MC or FMC/RWFMC to a knockout in an old work (cut-in) dry location box or enclosure. The Double Snap Lock® design provides a faster installation.

- No tools required
- Flush mount inside the box
- Robust insulator will not fall out

### Material:

- Zinc Die-Cast

### Standards:

UL 514B  
CSA C22.2 No. 18.3-12

### Certifications:

E155411

Model Number	UPC (0-31857)	Trade Size	Product Dimensions (inches)			Retail Pack Quantity	Master Case Quantity
			A	B	C		
<b>Polybag</b>							
45510	455101	3/8"	1.54	1.11	1.10	2	12

Trade Size	Knockout Size	Steel & Aluminum		
		FMC/RWFMC	AC	MC (MCI, MCI-A, PCS, HCF)
3/8"	1/2"	3/8"	14/2 - 10/3	14/2 - 10/3



**Step 1**  
Pull conduit thru knockout, insert wires into fitting



**Step 2**  
Snap conduit into the fitting




**Step 3**  
Push fitting and conduit back thru knockout



**Step 4**  
Snap into knockout from inside the box

## Combination Connector



### Use:

Combination connectors are used to terminate AC, MC or FMC to a knockout in a dry location box or enclosure.

### Material:

- Zinc Die-Cast

### Standards:

UL 514B  
CSA C22.2 No. 18.3-12


### Certifications:

E155411 LR57925

Model Number	UPC (0-31857)	Trade Size	Product Dimensions (inches)			Retail Pack Quantity	Master Case Quantity
			A	B	C		
<b>Polybag</b>							
49502	495022	3/8"	0.74	1.16	0.36	1	100
44002	440022	3/8"	0.74	1.16	0.36	3	20
42002	420024	3/8"	0.74	1.16	0.36	5	25
<b>Contractor Pack</b>							
C-510	670023	3/8"	0.74	1.16	0.36	100	2

Trade Size	Knockout Size	Steel & Aluminum			Aluminum	
		FMC	AC	MC (MCI, PCS)	MCI-A	MC-HCF
3/8"	1/2"	3/8"	14/2 - 10/2	14/2 - 10/3	14/2 - 10/3	12/2 - 10/2

## Squeeze Connector



**Use:**

Squeeze connectors are used to terminate AC, MC or FMC/RWFMC to a knockout in a dry location box or enclosure.

**Material:**

- Zinc Die-Cast


**Standards:**

UL 514B  
CSA C22.2 No. 18.3-12

**Certifications:**

UL E155411 SP LR57925

## Insulated Squeeze Connector



**Use:**

Squeeze connectors are used to terminate AC, MC or FMC/RWFMC to a knockout in a dry location box or enclosure.

- Insulated

**Material:**

- Zinc Die-Cast

**Standards:**

UL 514B  
CSA C22.2 No. 18.3-12

**Certifications:**

UL E155411 SP LR57925


Model Number	UPC (0-31857)	Trade Size	Product Dimensions (inches)			Retail Pack Quantity	Master Case Quantity
			A	B	C		
<b>Polybag</b>							
49401	494018	3/8"	1.00	0.41	0.62	1	30
49407	494070	1/2"	1.50	0.50	0.99	1	25
44407	444075	1/2"	1.50	0.50	0.99	3	20
49408	494087	3/4"	1.59	0.50	1.18	1	25
44408	444082	3/4"	1.59	0.50	1.18	3	20
<b>Boxed - Individual UPC</b>							
02-55410	554101	1"	1.75	0.55	1.44	1	10
02-55412	554125	1-1/4"	1.90	0.61	1.76	1	10
02-55414	554149	1-1/2"	2.03	0.61	2.06	1	10
02-55416	554163	2"	2.10	0.61	2.55	1	10
<b>Contractor Pack</b>							
55401M	111397	3/8"	1.00	0.41	0.62	50	1
SC-50	654078	1/2"	1.50	0.50	0.99	25	2
55408M	111540	3/4"	1.59	0.50	1.18	25	1

Trade Size	Knockout Size	Steel	Steel & Aluminum		
		FMC/RWFMC	FMC/RWFMC	AC	MC (MCI)
3/8"	1/2"	-	3/8"	12/2 - 10/3	12/2 - 10/3
1/2"	1/2"	-	1/2"	6/3	6/3
3/4"	3/4"	3/4"	-	-	-
1"	1"	1"	-	-	-
1-1/4"	1-1/4"	1-1/4"	-	-	-
1-1/2"	1-1/2"	1-1/2"	-	-	-
2"	2"	2"	-	-	-

Model Number	UPC (0-31857)	Trade Size	Product Dimensions (inches)			Retail Pack Quantity	Master Case Quantity
			A	B	C		
<b>Polybag</b>							
69401	694012	3/8"	1.08	0.49	0.62	1	30
69407	694074	1/2"	1.58	0.58	0.99	1	25
69408	694081	3/4"	1.68	0.58	1.18	1	25

Trade Size	Knockout Size	Steel	Steel & Aluminum		
		FMC/RWFMC	FMC/RWFMC	AC	MC (MCI)
3/8"	1/2"	-	3/8"	12/2 - 10/3	12/2 - 10/3
1/2"	1/2"	-	1/2"	6/3	6/3
3/4"	3/4"	3/4"	-	-	-

## 90° Squeeze Connector



### Use:

90° squeeze connectors are used to terminate AC, MC or FMC/RWFMC to a knockout in a metal box or enclosure where a 90° bend is required. For dry location applications.

### Material:

- Zinc Die-Cast

### Standards:

UL 514B  
CSA C22.2 No. 18.3-12

### Certifications:


UL E155411    SF LR57925

Model Number	UPC (0-31857)	Trade Size	Product Dimensions (inches)			Retail Pack Quantity	Master Case Quantity
			A	B	C		
<b>Polybag</b>							
49801	498016	3/8"	1.18	1.29	0.39	1	50
44801	448011	3/8"	1.18	1.29	0.39	2	20
49804	498047	1/2"	1.51	1.63	0.44	1	20
49806	498061	3/4"	1.65	1.89	0.43	1	6
<b>Boxed - Individual UPC</b>							
02-55807	558079	1"	2.13	2.30	0.53	1	10
02-55808	558086	1-1/4"	3.01	2.70	0.59	1	10
02-55809	558093	1-1/2"	4.80	3.59	0.71	1	4
02-55810	558109	2"	4.80	3.59	0.71	1	4
<b>Bulk - No Individual UPC</b>							
55804	558048	1/2"	1.51	1.63	0.44	25	10
55806	558062	3/4"	1.65	1.89	0.43	10	10
<b>Contractor Pack</b>							
55801M	111410	3/8"	1.18	1.29	0.39	50	1
55804M	111519	1/2"	1.51	1.63	0.44	50	1

Trade Size	Knockout Size	Steel & Aluminum		
		FMC/RWFMC	AC	MC
3/8"	1/2"	3/8"	14/2 - 10/3	14/2 - 10/3 (MCI & PCS) 10/3 - 10/4 (MCI-A & HCF)
1/2"	1/2"	1/2"	8/2 - 8/3	8/2 - 8/3 (MCI)
3/4"	3/4"	3/4"	-	-
1"	1"	1"	-	-

**Tool Free Double Snap Lock® version found on page 64**

## Insulated 90° Squeeze Connector



### Use:

90° squeeze connectors are used to terminate AC, MC or FMC/RWFMC to a knockout in a metal box or enclosure where a 90° bend is required. For dry location applications.

- Insulated

### Material:

- Zinc Die-Cast

### Standards:

UL 514B  
CSA C22.2 No. 18.3-12


### Certifications:

UL E155411    SF LR57925

Model Number	UPC (0-31857)	Trade Size	Product Dimensions (inches)			Retail Pack Quantity	Master Case Quantity
			A	B	C		
<b>Polybag</b>							
69801	698010	3/8"	1.18	1.30	0.46	1	50
69804	698041	1/2"	1.51	1.63	0.51	1	20
69806	698065	3/4"	1.65	1.89	0.51	1	20

Trade Size	Knockout Size	Steel & Aluminum		
		FMC/RWFMC	AC	MC
3/8"	1/2"	3/8"	14/2 - 10/3	14/2 - 10/3 (MCI & PCS) 10/3 - 10/4 (MCI-A & HCF)
1/2"	1/2"	1/2"	8/2 - 8/3	8/2 - 8/3 (MCI)
3/4"	3/4"	3/4"	-	-

# Double Snap Lock® 90° Squeeze Connector



Model Number	UPC (0-31857)	Trade Size	Product Dimensions (inches)			Retail Pack Quantity	Master Case Quantity
			A	B	C		
<b>Polybag</b>							
49815	498153	3/8"	1.37	1.73	-	2	10
49816	498160	1/2"	1.68	2.06	-	1	12

Trade Size	Knockout Size	Steel & Aluminum			Aluminum
		FMC/RWFMC	AC	MC	MC
3/8"	1/2"	3/8"	14/2 - 10/3	14/2 - 10/3	14/2 - 10/3
1/2"	1/2"	1/2"	8/2 - 8/3	8/2 - 8/3 (MCI)	8/2 - 8/3 (MCI-A)

### Use:

Double Snap Lock® 90° squeeze connectors are used to terminate AC, MC or FMC/RWFMC to a knockout in a metal box or enclosure where a 90° bend is required. The patented Double Snap Lock® design provides a faster installation. For dry location applications.

- No tools required
- Robust insulator will not fall out

### Material:

- Zinc Die-Cast

### Standards:

UL 514B  
CSA C22.2 No. 18.3-12

### Certifications:


 US E155411



**Step 1**  
Insert cable



**Step 2**  
Bend to fit




**Step 3**  
Snap closed



**Step 4**  
Snap into box

## Duplex Connector



### Use:

Duplex connectors are used to terminate two runs of AC, MC or FMC/RWFMC to a knockout in a dry location box or enclosure.

- Clamp type
- Single screw

### Material:

- Zinc Die-Cast

### Standards:

UL 514B  
CSA C22.2 No. 18.3-12

### Certifications:


UL E155411 SP LR57925

Model Number	UPC (0-31857)	Trade Size	Product Dimensions (inches)			Retail Pack Quantity	Master Case Quantity
			A	B	C		
<b>Polybag</b>							
18630	186302	3/8"	1.60	1.49	0.42	1	5
49630	496302	3/8"	1.60	1.49	0.42	1	20

Trade Size	Knockout Size	Steel & Aluminum			Aluminum	
		FMC/RWFMC	AC	MC (MCI, MC-PCS)	MCI-A	HCF
3/8"	1/2"	3/8"	14/2 - 10/3	14/2 - 10/3	14/2 - 10/3	12/2 - 10/2

Save time and labor with a Snap Lock® version found below or a Double Snap Lock® version found on page 66

## Snap Lock® Duplex Connector



### Use:

Snap Lock® duplex connectors are used to terminate two runs of AC, MC or FMC/RWFMC to a knockout in a dry location box or enclosure.

- Faster installation with no locknut required

### Material:

- Zinc Die-Cast

### Standards:

UL 514B  
CSA C22.2 No. 18.3-12

### Certifications:


cUL US E155411

Model Number	UPC (0-31857)	Trade Size	Product Dimensions (inches)			Retail Pack Quantity	Master Case Quantity
			A	B	C		
<b>Polybag</b>							
49631	496319	3/8"	1.64	1.45	0.41	1	12

Trade Size	Knockout Size	Steel & Aluminum			Aluminum
		FMC/RWFMC	AC	MC (MCI, MCI-A, PCS)	HCF
3/8"	1/2"	3/8"	14/2 - 10/3	14/2 - 10/3	12/2 - 10/2

Tool Free Double Snap Lock® version found on page 66

# Double Snap Lock<sup>®</sup> Duplex Connector



**Use:**

Double Snap Lock<sup>®</sup> duplex connectors are used to terminate two runs of AC, MC or FMC/RWFCM to a knockout in a dry location box or enclosure. The patented Double Snap Lock<sup>®</sup> design provides a faster installation.

- No tools required
- Robust insulator will not fall out

**Material:**

- Zinc Die-Cast

**Standards:**

UL 514B  
CSA C22.2 No. 18.3-12

**Certifications:**

 US E155411

Model Number	UPC (0-31857)	Trade Size	Product Dimensions (inches)			Retail Pack Quantity	Master Case Quantity
			A	B	C		
<b>Polybag</b>							
49635	496357	3/8"	2.10	1.49	0.40	1	12

Trade Size	Knockout Size	Steel & Aluminum		
		FMC/RWFCM	AC	MC (MCI, MCI-A, HCF, PCS)
3/8"	1/2"	3/8"	14/2 - 10/3	14/2 - 10/3



**Step 1**  
Insert cable




**Step 2**  
Snap closed



**Step 3**  
Snap into box



## Saddle Connector



### Use:

Saddle connectors are used to terminate NM, AC or MC to a knockout in a dry location box or enclosure.

### Material:

- Zinc Die-Cast

### Standards:

UL 514B  
CSA C22.2 No. 18.3-12

### Certifications:


UL<sup>®</sup> US E155411    SB<sup>®</sup> LR57925

Model Number	UPC (0-31857)	Trade Size	Product Dimensions (inches)			Retail Pack Quantity	Master Case Quantity
			A	B	C		
<b>Polybag</b>							
49503	495039	3/8"	0.90	1.61	0.90	1	20
44503	445034	3/8"	0.90	1.61	0.90	5	20
<b>Bulk - No Individual UPC</b>							
55503	555030	3/8"	0.90	1.61	0.90	50	10

Trade Size	Knockout Size	NM Cable	Steel & Aluminum		Aluminum
			AC	MC (MCI, MC-PCS)	MC (MCI-A, HCF)
3/8"	1/2"	12/2 - 10/3	14/2 - 10/3	0.475" - 0.600" (Steel) 0.468" - 0.610" (Aluminum)	0.452" - 0.538"

Save time and labor with a Snap Lock<sup>®</sup> version found below

## Snap Lock<sup>®</sup> Saddle Connector



### Use:

Snap Lock<sup>®</sup> saddle connectors are used to terminate NM, AC or MC to a knockout in a dry location box or enclosure.

- Faster installation with no locknut required

### Material:

- Zinc Die-Cast

### Standards:

UL 514B  
CSA C22.2 No. 18.3-12


### Certifications:

UL<sup>®</sup> US E155411

Model Number	UPC (0-31857)	Trade Size	Product Dimensions (inches)			Retail Pack Quantity	Master Case Quantity
			A	B	C		
<b>Polybag</b>							
49504	495046	3/8"	1.65	1.04	0.93	1	25

Trade Size	Knockout Size	NM Cable	Steel & Aluminum		Aluminum
			AC	MC (MCI, MC-PCS)	MC (MCI-A, HCF)
3/8"	1/2"	12/2 - 10/3	14/2 - 10/3	0.475" - 0.600" (Steel) 0.468" - 0.610" (Aluminum)	0.452" - 0.538"

## Snap-In Flex Connector



**Use:**  
Snap-in connectors are used to terminate AC, MC or FMC/RWFMC to a knockout in a dry location box or enclosure.

- No tools required when connecting to box
- Insulated


**Material:**

- Zinc-Plated Steel

**Standards:**

UL 514B  
CSA C22.2 No. 18.3-12


**Certifications:**

 US E155411

Model Number	UPC (0-31857)	Trade Size	Product Dimensions (inches)			Retail Pack Quantity	Master Case Quantity
			A	B	C		
<b>Polybag</b>							
44440	444402	1/2"	1.33	0.98	1.72	3	10
44441	444419	3/4"	1.65	1.34	2.02	2	10
<b>Contractor Pack</b>							
AMC-50	637507	1/2"	1.33	0.98	1.72	50	2
AMC-75	637750	3/4"	1.65	1.34	2.02	25	2

Trade Size	Knockout Size	Steel & Aluminum		
		FMC/RWFMC	AC	MC (MCI, MCI-A, PCS, HCF)
1/2"	1/2"	3/8"	14/2 - 10/3	14/2 - 10/3
3/4"	3/4"	3/8" & 1/2"	10/3 - 6/3	10/3 - 6/3

## Duplex Snap-In Flex Connector



**Use:**  
Duplex snap-in connectors are used to terminate two runs of AC, MC or FMC/RWFMC to a knockout in a dry location box or enclosure.

- No tools required when connecting to box
- Insulated


**Material:**

- Zinc-Plated Steel

**Standards:**

UL 514B  
CSA C22.2 No. 18.3-12


**Certifications:**

 US E155411

Model Number	UPC (0-31857)	Trade Size	Product Dimensions (inches)			Retail Pack Quantity	Master Case Quantity
			A	B	C		
<b>Polybag</b>							
44450	444501	1/2"	1.66	1.76	0.89	2	12

Trade Size	Knockout Size	Steel & Aluminum		
		FMC/RWFMC	AC	MC (MCI, MCI-A, PCS, HCF)
1/2"	1/2"	3/8"	14/2 - 10/3	14/2 - 10/3

## Screw-In Connector



**Use:**  
Screw-in type connectors are used to terminate FMC to a knockout in a dry location box or enclosure.

- Screws into conduit

**Material:**

- Zinc Die-Cast

**Standards:**

UL 514B  
CSA C22.2 No. 18.3-12

**Certifications:**

UL E155411 SP LR57925


Model Number	UPC (0-31857)	Trade Size	Product Dimensions (inches)			Retail Pack Quantity	Master Case Quantity
			A	B	C		
<b>Polybag</b>							
49009	490096	3/8"	1.28	0.92	0.46	1	50
42009	420093	3/8"	1.28	0.92	0.46	2	25
18129	181291	3/8"	1.28	0.92	0.46	4	10
49010	490102	1/2"	1.35	0.92	0.41	1	50
18130	181307	1/2"	1.35	0.92	0.41	4	10
44010	440107	1/2"	1.35	0.92	0.41	5	20
49011	490119	3/4"	1.61	1.13	0.39	1	20
18131	181314	3/4"	1.61	1.13	0.39	2	5
<b>Boxed - Individual UPC</b>							
02-56012	560126	1"	1.93	1.36	0.54	1	10
02-57013	570132	1-1/4"	2.13	1.75	0.61	1	10
02-57014	570149	1-1/2"	2.32	2.11	0.63	1	10
02-57015	570156	2"	2.56	2.67	0.76	1	10
<b>Bulk - No Individual UPC</b>							
56009	560096	3/8"	1.28	0.92	0.46	50	10
56010	560102	1/2"	1.35	0.92	0.41	50	10
56011	560119	3/4"	1.61	1.13	0.39	25	10
<b>Contractor Pack</b>							
GC-38	660093	3/8"	1.28	0.92	0.46	50	2
GC-50	660109	1/2"	1.35	0.92	0.41	50	2
GC-75	660116	3/4"	1.61	1.13	0.39	25	2

Trade Size	Knockout Size	Steel
		FMC
3/8"	1/2"	3/8"
1/2"	1/2"	1/2"
3/4"	3/4"	3/4"
1"	1"	1"

Trade Size	Knockout Size	Steel
		FMC
1-1/4"	1-1/4"	1-1/4"
1-1/2"	1-1/2"	1-1/2"
2"	2"	2"

Save time and labor with a Snap Lock® version found on page 70

## Insulated Screw-In Connector



**Use:**  
Screw-in type connectors are used to terminate FMC to a knockout in a dry location box or enclosure.

- Insulated
- Screws into conduit

**Material:**

- Zinc Die-Cast

**Standards:**

UL 514B  
CSA C22.2 No. 18.3-12


**Certifications:**

UL E155411 SP LR57925

Model Number	UPC (0-31857)	Trade Size	Product Dimensions (inches)			Retail Pack Quantity	Master Case Quantity
			A	B	C		
<b>Polybag</b>							
69335	693350	3/8"	1.36	0.92	0.46	1	50

Trade Size	Knockout Size	Steel
		FMC
3/8"	1/2"	3/8"

# Snap Lock® Screw-In Connector



**Use:**

Snap Lock® screw-in type connectors are used to terminate FMC/RWFMC to a knockout in a dry location box or enclosure.

- Faster installation with no locknut required
- Screws into conduit

**Material:**

- Zinc Die-Cast


**Standards:**

UL 514B  
CSA C22.2 No. 18.3-12

**Certifications:**

UL<sup>®</sup> E155411

# Screw-In Coupling



**Use:**

Screw-in type couplings are used to join two lengths of FMC where minimum spacing between conduit is desired. For dry location applications.

- Screws into conduit

**Material:**

- Zinc Die-Cast

**Standards:**

UL 514B  
CSA C22.2 No. 18.3-12

**Certifications:**

UL<sup>®</sup> E155411    SF<sup>®</sup> LR57925


Model Number	UPC (0-31857)	Trade Size	Product Dimensions (inches)			Retail Pack Quantity	Master Case Quantity
			A	B	C		
<b>Polybag</b>							
49170	491703	3/8"	1.19	0.83	0.40	1	25
42170	421700	3/8"	1.19	0.83	0.40	2	20
49171	491710	1/2"	1.27	0.83	0.40	1	25
<b>Contractor Pack</b>							
GC-138	656027	3/8"	1.18	1.30	0.39	25	2

Trade Size	Knockout Size	Steel & Aluminum
		FMC/RWFMC
3/8"	1/2"	3/8"
1/2"	1/2"	1/2"

Model Number	UPC (0-31857)	Trade Size	Product Dimensions (inches)			Retail Pack Quantity	Master Case Quantity
			A	B	C		
<b>Polybag</b>							
18127	181277	1/2"	1.79	0.92	0.20	1	10
49013	490133	1/2"	1.79	0.92	0.20	1	20
18128	181284	3/4"	2.11	1.13	0.22	1	10
49014	490140	3/4"	2.11	1.13	0.22	1	25
44014	440145	3/4"	2.11	1.13	0.22	5	20
<b>Boxed - Individual UPC</b>							
02-56015	560157	1"	2.42	1.36	0.31	1	10
02-56016	560164	1-1/4"	2.76	1.75	0.31	1	10
02-56017	560171	1-1/2"	3.07	2.11	0.31	1	10
02-56018	560188	2"	3.28	2.67	0.31	1	10
<b>Bulk - No Individual UPC</b>							
56013	560133	1/2"	1.79	0.92	0.20	50	10
56014	560140	3/4"	2.11	1.13	0.22	25	10

Trade Size	Knockout Size	Steel
		FMC
3/8"	1/2"	3/8"
1/2"	1/2"	1/2"
3/4"	3/4"	3/4"
1"	1"	1"
1-1/4"	1-1/4"	1-1/4"
1-1/2"	1-1/2"	1-1/2"
2"	2"	2"

## Set Screw Flex Connector



### Use:

Set screw flex connectors are used to terminate FMC/RWFMC to a knockout in a dry location box or enclosure.

### Material:

- Zinc Die-Cast

### Standards:

UL 514B  
CSA C22.2 No. 18.3-12

### Certifications:


UL E155411    SB LR57925

Model Number	UPC (0-31857)	Trade Size	Product Dimensions (inches)			Retail Pack Quantity	Master Case Quantity
			A	B	C		
<b>Polybag</b>							
49090	490904	1/2"	0.96	1.48	0.40	1	25
44090	440909	1/2"	0.96	1.48	0.40	3	20
44091	440916	3/4"	1.15	1.55	0.49	3	5

Trade Size	Knockout Size	Steel
		FMC/RWFMC
1/2"	1/2"	1/2"
3/4"	3/4"	3/4"

AC/MC/FLEX

## Insulated Set Screw Flex Connector



### Use:

Set screw flex connectors are used to terminate FMC/RWFMC to a knockout in a dry location box or enclosure.

- Insulated

### Material:

- Zinc Die-Cast

### Standards:

UL 514B  
CSA C22.2 No. 18.3-12


### Certifications:

UL E155411    SB LR57925

Model Number	UPC (0-31857)	Trade Size	Product Dimensions (inches)			Retail Pack Quantity	Master Case Quantity
			A	B	C		
<b>Polybag</b>							
69090	690908	1/2"	0.96	1.55	0.40	1	25

Trade Size	Knockout Size	Steel
		FMC/RWFMC
1/2"	1/2"	1/2"

## One-Hole Flex Strap



### Use:

One-hole flex straps are used to provide support for runs of FMC, AC or MC as required by the National Electric Code (NEC).

- Snap-on type

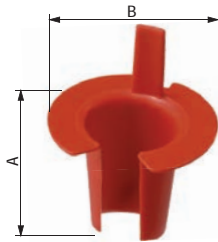
### Material:

- Zinc-Plated Steel

Model Number	UPC (0-31857)	Trade Size	Product Dimensions (inches)			Retail Pack Quantity	Master Case Quantity
			A	B	C		
<b>Polybag</b>							
47919	479190	3/8"	1.12	0.50	0.53	3	50
44919	449193	3/8"	1.12	0.50	0.53	10	20
<b>Contractor Pack</b>							
55919M	111526	3/8"	1.12	0.50	0.53	100	2
55919	559199	3/8"	1.12	0.50	0.53	100	2

Trade Size	Steel & Aluminum		
	FMC	AC	MC
3/8"	3/8"	14/2 - 10/2	14/2 - 10/2

## Anti-Short Bushing



### Use:

Anti-short bushings are inserted into the end of AC or FMC in order to protect the conductors from the sharp edges of the raceway where cut.

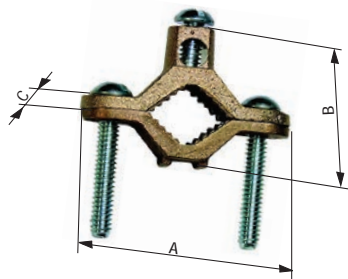
### Material:

- Non-Metallic

Model Number	UPC (0-31857)	Trade Size	Product Dimensions (inches)			Retail Pack Quantity	Master Case Quantity
			A	B	C		
<b>Polybag</b>							
02-55035	550356	0	0.39	0.35	-	35	20
02-55036	550363	1	0.45	0.41	-	35	20
02-55037	550370	2	0.59	0.54	-	35	20
02-55038	550387	3	0.78	0.73	-	20	10
02-55039	550394	4	0.99	0.94	-	16	10

Trade Size	Steel & Aluminum	
	FMC	AC
0	5/16"	14/2, 14/3, 12/2
1	3/8"	14/4, 12/3, 6/1, 4/1
2	7/16"	12/4, 10/2, 10/3, 2/1
3	1/2"	10/4, 8/2, 8/3, 1/1
4	3/4"	8/4, 6/4, 6/3, 6/2, 4/3, 4/2

## Ground Clamp



**Use:**

Ground clamps are used to connect bare or insulated copper wire to copper or galvanized steel water pipe.

**Material:**

- Copper Alloy

**Standards:**

UL 467  
CSA C22.2 No. 41  
NEC Article 250

**Certifications:**

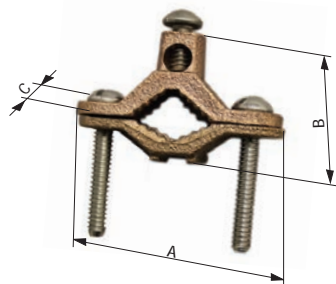


Model Number	UPC (0-31857)	Trade Size	Product Dimensions (inches)			Retail Pack Quantity	Master Case Quantity
			A	B	C		
<b>Polybag</b>							
41309	413095	1/2"-1"	2.25	1.38	0.63	1	20
41311	413118	1-1/4"-2"	3.56	2.13	0.72	1	6
<b>Boxed - Individual UPC</b>							
51313	513139	2-1/2"-4"	6.34	3.65	0.97	1	4

Trade Size	Pipe Range	Wire Range	Rebar Range	Copper Rod Range
1/2" - 1"	1/2" - 1"	#10 - #2	5/8" - 3/4"	1/2" - 1"
1-1/4" - 2"	1-1/4" - 2"	#10 - #2	-	-
2-1/2" - 4"	2-1/2" - 4"	#10 - #2	-	-

**⚠ WARNING:** This product can expose you to chemicals including lead, which is known to the State of California to cause cancer and birth defects or other reproductive harm. For more information, go to [www.P65WARNINGS.ca.gov](http://www.P65WARNINGS.ca.gov). Wash hands after handling.

## Ground Clamp for Direct Burial



**Use:**

Ground clamps are used to connect bare or insulated copper wire to copper or galvanized steel water pipe.

- Suitable for direct burial in ground and concrete

**Material:**

- Copper Alloy
- Stainless Steel Screws

**Standards:**

UL 467  
CSA C22.2 No. 41  
NEC Article 250

**Certifications:**

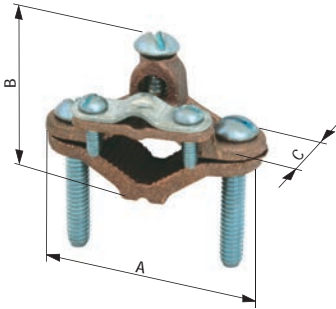


Model Number	UPC (0-31857)	Trade Size	Product Dimensions (inches)			Retail Pack Quantity	Master Case Quantity
			A	B	C		
<b>Polybag</b>							
41310	413101	1/2"-1"	2.25	1.38	0.63	1	10

Trade Size	Pipe Range	Wire Range	Rebar Range	Copper Rod Range
1/2" - 1"	1/2" - 1"	#10 - #2	5/8" - 3/4"	1/2" - 1"

**⚠ WARNING:** This product can expose you to chemicals including lead, which is known to the State of California to cause cancer and birth defects or other reproductive harm. For more information, go to [www.P65WARNINGS.ca.gov](http://www.P65WARNINGS.ca.gov). Wash hands after handling.

## Ground Clamp for Armored Wire



**Use:**

Ground clamps are used to connect bare or armored copper wire to galvanized steel water pipe. Pressure bar grips armored wire insulation to decrease chances of grounding conductor being pulled out. Can be used with copper ground rod.

- For copper rod 1/2"-1"

**Material:**

- Copper Alloy


**Standards:**

UL 467  
CSA C22.2 No. 41  
NEC Article 250

**Certifications:**



## Ground Clamp with Lay-In Lug



**Use:**

Ground clamps with lay-in lug are used to connect a ground wire in Rigid conduit or Rebar to copper or galvanized steel water pipe.

- Suitable for direct burial in ground and concrete

**Material:**

- Copper Alloy

**Standards:**

UL 467  
CSA C22.2 No. 41  
NEC Article 250

**Certifications:**



**US Patent No.:**

6976857

Model Number	UPC (0-31857)	Trade Size	Product Dimensions (inches)			Retail Pack Quantity	Master Case Quantity
			A	B	C		
<b>Polybag</b>							
41409	414092	1/2" - 1"	2.25	1.35	0.67	1	12

Trade Size	Pipe Range	Wire Range	Copper Rod Range
1/2" - 1"	1/2" - 1"	#8 - #4	1/2" - 1"

**⚠ WARNING:** This product can expose you to chemicals including lead, which is known to the State of California to cause cancer and birth defects or other reproductive harm. For more information, go to [www.P65WARNINGS.ca.gov](http://www.P65WARNINGS.ca.gov). Wash hands after handling.


Model Number	UPC (0-31857)	Trade Size	Product Dimensions (inches)			Retail Pack Quantity	Master Case Quantity
			A	B	C		
<b>Polybag</b>							
42309	423094	1/2" - 1"	2.28	1.50	0.95	1	20

Trade Size	Pipe Range	Wire Range	Rebar Range
1/2" - 1"	1/2" - 1"	#10 - #2	3/8" - 1"

**⚠ WARNING:** This product can expose you to chemicals including lead, which is known to the State of California to cause cancer and birth defects or other reproductive harm. For more information, go to [www.P65WARNINGS.ca.gov](http://www.P65WARNINGS.ca.gov). Wash hands after handling.



## Ground Clamp with Hub



**Use:**

Ground clamps with hub are used to connect a ground wire in Rigid conduit to copper or galvanized steel water pipe.

- 1/2" threaded hub mounts to Rigid conduit or IMC

**Material:**

- Copper Alloy

**Standards:**

UL 467  
 CSA C22.2 No. 41  
 NEC Article 250

**Certifications:**

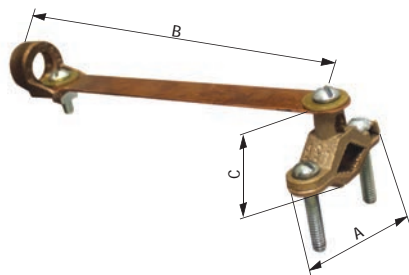
E88878 LR57925

Model Number	UPC (0-31857)	Trade Size	Product Dimensions (inches)			Retail Pack Quantity	Master Case Quantity
			A	B	C		
<b>Polybag</b>							
44509	445096	1/2" - 1"	2.25	1.26	2.04	1	20

Trade Size	Pipe Range	Wire Range	Conduit Size
1/2" - 1"	1/2" - 1"	#8 - #4	1/2"

**⚠ WARNING:** This product can expose you to chemicals including lead, which is known to the State of California to cause cancer and birth defects or other reproductive harm. For more information, go to [www.P65WARNINGS.ca.gov](http://www.P65WARNINGS.ca.gov). Wash hands after handling.

## Ground Clamp with Strap



**Use:**

Ground clamps with strap are used to connect a ground wire in Rigid conduit or IMC to copper or galvanized steel water pipe.

- 7" copper strap protects conduit system from the effects of vibrations in water system
- Threaded hub mounts to Rigid conduit or IMC

**Material:**

- Copper Alloy
- Copper Strap

**Standards:**

UL 467  
 CSA C22.2 No. 41  
 NEC Article 250

**Certifications:**


E88878 LR57925

Model Number	UPC (0-31857)	Trade Size	Product Dimensions (inches)			Retail Pack Quantity	Master Case Quantity
			A	B	C		
<b>Boxed - Individual UPC</b>							
51510	515102	1/2" - 1"	2.25	7.04	1.38	1	10
51511	515119	1/2" - 1"	2.25	7.25	1.38	1	10

Trade Size	Pipe Range	Wire Range	Conduit Hub Size
1/2" - 1" (51510)	1/2" - 1"	#8 - #4	1/2"
1/2" - 1" (51511)	1/2" - 1"	#8 - #4	3/4"

**⚠ WARNING:** This product can expose you to chemicals including lead, which is known to the State of California to cause cancer and birth defects or other reproductive harm. For more information, go to [www.P65WARNINGS.ca.gov](http://www.P65WARNINGS.ca.gov). Wash hands after handling.

## Ground Clamp



**Use:**

Ground clamps are used to connect bare or insulated copper wire to copper or galvanized steel water pipe.

**Material:**

- Zinc Die-Cast

**Standards:**

- UL 467
- UL 486A-486B
- CSA C22.2 No. 41-13
- CSA C22.2 No. 65-13


**Certifications:**

- E88878
- LR57925

Model Number	UPC (0-31857)	Trade Size	Product Dimensions (inches)			Retail Pack Quantity	Master Case Quantity
			A	B	C		
<b>Polybag</b>							
18160	181604	1/2" - 1"	2.24	1.34	0.63	1	10
49160	491604	1/2" - 1"	2.24	1.34	0.63	1	25

Trade Size	Pipe Range	Wire Range	Copper Rod Range
1/2" - 1"	1/2" - 1"	#10 - #2	1/2" - 1"

## Ground Rod Clamp



**Use:**

Ground rod clamps are used to connect bare copper conductors directly to a driven ground rod.

- For steel rebar trade sizes 3 or 4
- Suitable for direct burial in ground and concrete

**Material:**

- Copper Alloy

**Standards:**

UL 467  
NEC Article 250


**Certifications:**

US E88878

Model Number	UPC (0-31857)	Trade Size	Product Dimensions (inches)			Retail Pack Quantity	Master Case Quantity
			A	B	C		
<b>Polybag</b>							
18162	181628	1/2"	0.83	0.64	1.20	1	10
49162*	491628	1/2"	0.83	0.64	1.20	1	25
49163*	491635	5/8"	0.94	0.66	1.34	1	25


\* With Stainless Steel Screw

Trade Size	Copper Rod Size	Wire Range	Rebar Size	Bolt Size
1/2"	1/2"	#10 - #2	3/8"	3/8" - 16
5/8"	1/2" & 5/8"	#10 - #2	1/2"	3/8" - 16



**⚠ WARNING:** This product can expose you to chemicals including lead, which is known to the State of California to cause cancer and birth defects or other reproductive harm. For more information, go to [www.P65WARNINGS.ca.gov](http://www.P65WARNINGS.ca.gov). Wash hands after handling.

## Universal Ground Rod Clamp



**Use:**

Ground rod clamps are used to connect bare copper conductors directly to a driven ground rod.

- For steel rebar trade sizes 4 to 5
- Suitable for direct burial in ground and concrete

**Material:**

- Copper Alloy
- Stainless Steel Screw

**Standards:**

UL 467  
NEC Article 250

**Certifications:**


US E88878

Model Number	UPC (0-31857)	Trade Size	Product Dimensions (inches)			Retail Pack Quantity	Master Case Quantity
			A	B	C		
<b>Polybag</b>							
49165	491659	1/2"-3/4"	1.06	0.63	1.63	1	12

Trade Size	Copper Rod Size	Wire Range	Rebar Size	Bolt Size
1/2" - 3/4"	1/2", 5/8" & 3/4"	#10 - #1/0	1/2" - 5/8"	3/8" - 16

**⚠ WARNING:** This product can expose you to chemicals including lead, which is known to the State of California to cause cancer and birth defects or other reproductive harm. For more information, go to [www.P65WARNINGS.ca.gov](http://www.P65WARNINGS.ca.gov). Wash hands after handling.

## Intersystem Bonding Bridge



**Use:**

IBBs are used in residential and commercial applications to ground up to 4 systems to a single location.

- Meets NEC 2011 article 250.94
- Lay-in lug style
- Connection for up to 4 auxiliary ground wires (1 more than NEC requirement)
- Approved for solid or stranded copper conductors

**Material:**

- Zinc Die-Cast
- Stainless Steel Screws
- Non-Metallic Cover

**Standards:**

- UL 467
- UL 486A-486B
- CSA C22.2 No. 41-13
- CSA C22.2 No. 65-13

**Certifications:**

cUL<sub>us</sub> E88878 (Bonding Bridge Only)

Model Number	UPC (0-31857)	Trade Size	Product Dimensions (inches)			Retail Pack Quantity	Master Case Quantity
			A	B	C		
<b>Polybag</b>							
42400	424008	-	4.33	1.58	1.39	1	6

Main Ground Wire Range (Copper)	Auxiliary Ground Wire Range (Copper)
#6 - #2	#14 - #4

## One-Hole Midget Strap



**Use:**


One-hole midget straps are used to secure bare solid copper wire to a working surface as required by the National Electric Code (NEC).

**Material:**

- Zinc-Plated Steel

Model Number	UPC (0-31857)	Trade Size	Product Dimensions (inches)			Retail Pack Quantity	Master Case Quantity
			A	B	C		
<b>Polybag</b>							
44720	447205	3/16"	0.67	0.30	0.19	50	10
44721	447212	1/4"	0.98	0.50	0.21	50	5

## Copper Intersystem Bonding Bridge with Conduit Adaptor



Model Number	UPC (0-31857)	Trade Size	Product Dimensions (inches)			Retail Pack Quantity	Master Case Quantity
			A	B	C		
<b>Polybag</b>							
42403	424039	-	4.33	1.58	1.39	1	4

Pipe Size	Main Ground Wire Range (Copper)	Auxiliary Ground Wire Range (Copper)
1/2"	#6 - #2	#14 - #4

**⚠ WARNING:** This product can expose you to chemicals including lead, which is known to the State of California to cause cancer and birth defects or other reproductive harm. For more information, go to [www.P65WARNINGS.ca.gov](http://www.P65WARNINGS.ca.gov). Wash hands after handling.

### Use:

IBBs are used in residential and commercial applications to ground up to 4 systems to a single location.

- Meets NEC 2011 article 250.94
- Lay-in lug style
- Connection for up to 4 auxiliary ground wires (1 more than NEC requirement)
- Approved for solid or stranded copper conductors
- Supplied with PVC adaptor for 1/2" pipe

### Material:

- Copper Alloy
- Stainless Steel Screws
- Non-Metallic Cover and Adaptor

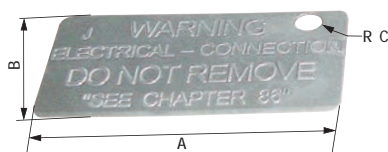
### Standards:

UL 467  
CSA C22.2 No. 41  
NEC 250.94

### Certifications:

 **us** E88878 (Bonding Bridge Only)

## Electrical Ground Code Tag



Model Number	UPC (0-31857)	Trade Size	Product Dimensions (inches)			Retail Pack Quantity	Master Case Quantity
			A	B	C		
<b>Boxed - Individual UPC</b>							
55719M	111403	-	3.63	1.75	0.156	1	100


### Use:

Ground code tags are installed on ground rods to comply with Chapter 86 of the Chicago Electrical Code.

### Material:

- Stamped Aluminum

# Straight Liquid-Tight Connector



### Use:

Straight liquid-tight connectors are used to terminate and seal Liquid-Tight Flexible Metal and/or Non-Metallic Type B Conduits to an oil-tight, liquid-tight or rain-tight box or enclosure. Connectors can be used with tapered threaded female entry or unthreaded knockout using the provided sealing washer and locknut.

- Furnished with sealing ring

### Material:

- Zinc Die-Cast
- Zinc-Plated Iron
- Non-Metallic

### For Cable:

**Die-Cast:** Liquid-Tight Flexible Metal and Non-Metallic Type B Conduits

**Iron:** Liquid-Tight Flexible Metal and Non-Metallic Type B Conduits

**Non-Metallic:** Non-Metallic Type B Conduit

### Standards:

**Die-Cast:** UL 514B  
CSA C22.2 No. 18.3-12

**Iron:** UL 514B  
CSA C22.2 No. 18

**Non-Metallic:** UL 514B  
CSA C22.2 No. 18.3-12

### Certifications:

**Die-Cast:** E155411 LR57925



**Iron:** us E155411

**Non-Metallic:** us E155411

Model Number	UPC (0-31857)	Trade Size	Product Dimensions (inches)			Retail Pack Quantity	Master Case Quantity
			A	B	C		
<b>Die-Cast</b>							
<b>Polybag</b>							
49430	494308	1/2"	1.37	1.22	0.51	1	20
49431	494315	3/4"	1.45	1.43	0.51	1	20
<b>Boxed - Individual UPC</b>							
02-55432LT	554323	1"	1.78	1.75	0.68	1	10
02-55433LT	554330	1-1/4"	1.98	2.23	0.68	1	10
02-55434LT	554347	1-1/2"	1.97	2.48	0.66	1	4
02-55435LT	554354	2"	1.95	2.98	0.66	1	4

<b>Iron</b>							
<b>Polybag</b>							
45760	457600	1/2"	1.69	1.14	0.53	1	15
45761	457617	3/4"	1.78	1.38	0.53	1	10
<b>Boxed - Individual UPC</b>							
45762	457624	1"	1.95	1.61	0.66	1	5

<b>Non-Metallic</b>							
<b>Polybag</b>							
49460	494605	1/2"	2.00	1.40	0.54	1	20
49461	494612	3/4"	2.17	1.68	0.68	1	20
<b>Boxed - Individual UPC</b>							
02-55462	554620	1"	2.24	2.00	0.69	1	10



# 90° Liquid-Tight Connector



**Use:**

90° liquid-tight connectors are used to terminate and seal Liquid-Tight Flexible Metal and/or Non-Metallic Type B Conduits at 90° angles to an oil-tight, liquid-tight or rain-tight box or enclosure. Connectors can be used with tapered threaded female entry or unthreaded knockout using the provided sealing washer and locknut.

- Furnished with sealing ring

**Material:**

- Zinc Die-Cast
- Zinc-Plated Iron
- Non-Metallic

**For Cable:**

Die-Cast: Liquid-Tight Flexible Metal and Non-Metallic Type B Conduits

Iron: Liquid-Tight Flexible Metal and Non-Metallic Type B Conduits

Non-Metallic: Non-Metallic Type B Conduit

**Standards:**

Die-Cast: UL 514B  
CSA C22.2 No. 18.3-12

Iron: UL 514B  
CSA C22.2 No. 18

Non-Metallic: UL 514B  
CSA C22.2 No. 18.3-12

**Certifications:**

Die-Cast: E155411 LR57925


Iron: us E155411

Non-Metallic: us E155411

Model Number	UPC (0-31857)	Trade Size	Product Dimensions (inches)			Retail Pack Quantity	Master Case Quantity
			A	B	C		
<b>Die-Cast</b>							
<b>Polybag</b>							
49470	494704	1/2"	1.46	1.12	0.48	1	10
49471	494711	3/4"	1.60	1.37	0.56	1	10
<b>Boxed - Individual UPC</b>							
02-55472LT	554729	1"	2.37	1.66	0.72	1	10
02-55473LT	554736	1-1/4"	2.31	2.13	0.67	1	10
02-55474LT	554743	1-1/2"	2.50	2.42	0.67	1	4
02-55475LT	554750	2"	2.80	2.94	0.67	1	4


<b>Iron</b>							
<b>Polybag</b>							
45763	457631	1/2"	1.25	1.13	0.53	1	15
45764	457648	3/4"	1.58	1.31	0.53	1	10
<b>Boxed - Individual UPC</b>							
45765	457655	1"	1.84	1.64	0.66	1	5

<b>Non-Metallic</b>							
<b>Polybag</b>							
49490	494902	1/2"	1.35	1.06	0.54	1	20
49491	494919	3/4"	1.63	1.32	0.63	1	20
<b>Boxed - Individual UPC</b>							
02-55492	554927	1"	1.87	1.60	0.69	1	10



**LIQUID-TIGHT**

## Cord Grip Connector



**Use:**

Strain relief cord grip connectors are used to connect S, SO, ST, SJ, SJO and SJT cord to an outlet box or metal enclosure.

- Water-tight when used in conjunction with a sealing locknut (not included)

**Material:**

- Zinc Die-Cast

**Standards:**

UL 514B  
CSA C22.2 No. 18.3-12


**Certifications:**

UL E121487    SR LR57925

Model Number	UPC (0-31857)	Trade Size	Product Dimensions (inches)			Retail Pack Quantity	Master Case Quantity
			A	B	C		
<b>Polybag</b>							
49210	492106	1/2"	1.19	0.50	0.39	1	10
49211	492113	1/2"	1.19	0.50	0.39	1	10
44211	442118	1/2"	1.19	0.50	0.39	2	20
49212	492120	1/2"	1.19	0.50	0.39	1	10
49214	492144	3/4"	1.29	0.78	0.41	1	10
49215	492151	3/4"	1.29	0.78	0.41	1	10

Model Number	Knockout Size	Flexible Cord
49210	1/2"	0.260"
49211, 44211	1/2"	0.260" - 0.375"
49212, 44212	1/2"	0.375" - 0.500"
49214	3/4"	0.500" - 0.625"
49215	3/4"	0.625" - 0.750"

## Beam Clamp



**Use:**

Beam clamps are used on a beam, girder or other similar structure to provide a mounting base for conduit hangers.

- Beam thickness 1/8" - 1/2"
- Threaded hole 1/4" - 20

**Material:**

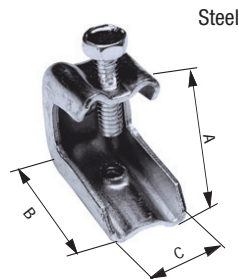
- Zinc-Plated Iron
- Steel

**Certifications:**

IRON: c UL us E229278


Model Number	UPC (0-31857)	Trade Size	Product Dimensions (inches)			Retail Pack Quantity	Master Case Quantity
			A	B	C		
<b>Iron</b>							
<b>Polybag</b>							
49004	490041	13/16"	1.30	1.28	1.00	1	25

<b>Steel</b>							
<b>Polybag</b>							
49005	490058	13/16"	1.40	1.63	0.92	1	25





## Fixture Locknut



**Use:**

Fixture locknuts are used to secure a light fixture canopy.


- Square
- Heavy duty

**Material:**

- Steel

Model Number	UPC (0-31857)	Trade Size	Product Dimensions (inches)			Retail Pack Quantity	Master Case Quantity
			A	B	C		
<b>Polybag</b>							
49099	490997	3/8"	1.00	0.22	-	2	50

## Solderless Terminal Lug



**Use:**

Solderless terminal lugs are used to connect wires to a metal enclosure.

- One hole, single collar

**Material:**

- Electrolytic Copper

Model Number	UPC (0-31857)	Trade Size	Product Dimensions (inches)			Retail Pack Quantity	Master Case Quantity
			A	B	C		
<b>Polybag</b>							
02-18010	180102	#10	0.31	0.47	0.15	2	10
18006	080068	#6	0.38	0.69	0.21	2	10
02-18009	180096	#2	0.51	1.57	0.35	2	10
02-18005	180058	#3/0	0.75	2.10	0.48	1	5
02-18007	180072	#4/0	1.00	2.37	0.57	1	10

**⚠ WARNING:** This product can expose you to chemicals including lead, which is known to the State of California to cause cancer and birth defects or other reproductive harm. For more information, go to [www.P65WARNINGS.ca.gov](http://www.P65WARNINGS.ca.gov). Wash hands after handling.

## Ground Wire



**Use:**

Ground wires are used to ground a wiring device to a switch or outlet box.

- #12 AWG bare wire
- Captive screw
- 8" length


**Material:**

- Copper

Model Number	UPC (0-31857)	Trade Size	Product Dimensions (inches)			Retail Pack Quantity	Master Case Quantity
			A	B	C		
<b>Polybag</b>							
18100	181000	-	-	-	-	2	10

**⚠ WARNING:** This product can expose you to chemicals including lead, which is known to the State of California to cause cancer and birth defects or other reproductive harm. For more information, go to [www.P65WARNINGS.ca.gov](http://www.P65WARNINGS.ca.gov). Wash hands after handling.

## Knockout Bushing



**Use:**


Knockout bushings are snapped into knockout openings in metal boxes or enclosures to protect wires from rough edges.

**Material:**

- Non-Metallic

Model Number	UPC (0-31857)	Trade Size	Product Dimensions (inches)			Retail Pack Quantity	Master Case Quantity
			A	B	C		
<b>Polybag</b>							
49391	493912	1/2"	0.84	0.54	-	1	75
49392	493929	3/4"	1.05	0.53	-	1	50
49393	493936	1"	1.30	0.64	-	1	50
49394	493943	1-1/4"	1.66	0.63	-	1	25
49395	493950	1-1/2"	1.92	0.63	-	1	25
49396	493967	2"	2.38	0.63	-	1	20

## Knockout Seal



**Use:**

Knockout seals are used to close exposed holes in an outlet box or metal enclosure.

**Material:**

- Zinc-Plated Steel

Model Number	UPC (0-31857)	Trade Size	Product Dimensions (inches)			Retail Pack Quantity	Master Case Quantity
			A	B	C		
<b>Polybag</b>							
47150	471507	1/2"	0.91	1.07	0.30	1	100
18150	181505	1/2"	0.91	1.07	0.30	4	10
49151	491512	3/4"	1.15	1.22	0.31	1	50
18151	181512	3/4"	1.15	1.22	0.31	4	10
49152	491529	1"	1.41	1.48	0.34	1	25
18152	181529	1"	1.41	1.48	0.34	4	10
49153	491536	1-1/4"	1.77	1.89	0.35	1	25
18153	181536	1-1/4"	1.77	1.89	0.35	4	5
49154	491543	1-1/2"	2.02	2.19	0.31	1	15
18154	181543	1-1/2"	2.02	2.19	0.31	4	5
49155	491550	2"	2.51	2.65	0.33	1	12
18155	181550	2"	2.51	2.65	0.33	2	10
<b>Bulk - No Individual UPC</b>							
K0-50	616915	1/2"	0.91	1.07	0.30	100	5
K0-75	616922	3/4"	0.91	1.22	0.31	100	5

## Nail Plate



**Use:**


Safety nail plates are used to protect cable insulation from nail punctures in wooden structures.

**Material:**

- Zinc-Plated Steel

Model Number	UPC (0-31857)	Trade Size	Product Dimensions (inches)			Retail Pack Quantity	Master Case Quantity
			A	B	C		
<b>Polybag</b>							
18711	187118	-	2.5	1.5	0.063	2	10
<b>Bulk - No Individual UPC</b>							
SP-50	660536	-	2.5	1.5	0.063	50	5

## Switch Box Support



**Use:**


Switch box supports are used to attach an outlet box in drywall where there are no means of attaching the box to a structure.

**Material:**

- Steel

Model Number	UPC (0-31857)	Trade Size	Product Dimensions (inches)			Retail Pack Quantity	Master Case Quantity
			A	B	C		
<b>Polybag</b>							
49882	498825	-	5.13	2.88	0.02	2	50

## Conduit Hanger



**Use:**

Conduit hangers are used to secure and suspend EMT, Rigid, IMC, and PVC conduits from overhead supports.

- Carriage bolt and nut attached

**Material:**

- Zinc-Plated Steel

**Standards:**

UL 2239

CSA C22.2 No. 18.4-15

**Certifications:**


 US E229278

Model Number	UPC (0-31857)	Trade Size	Product Dimensions (inches)			Retail Pack Quantity	Master Case Quantity
			A	B	C		
<b>Polybag</b>							
49100	491000	0	1.95	0.76	0.69	1	50
44100	441005	0	1.95	0.76	0.69	5	20
49110	491109	1	2.21	0.76	0.81	1	30
44110	441104	1	2.21	0.76	0.81	5	20
49120	491208	2	2.53	0.87	0.92	1	20
44120	441203	2	2.53	0.87	0.92	2	20
49130	491307	2-1/2	2.73	0.87	0.98	1	12
49135	491352	3	3.32	0.96	1.10	1	20
44140	441401	4	3.32	0.96	1.10	2	20
44150	441500	5	4.06	0.96	1.12	2	20
<b>Boxed - Individual UPC</b>							
49140	491406	4	3.32	0.96	1.10	1	20
49145	491451	5	4.06	0.96	1.12	1	20
52155	521554	6	4.83	1.18	1.26	1	25
52156	521561	7	5.31	1.18	1.26	1	10
<b>Bulk - No Individual UPC</b>							
52100	521004	0	1.95	0.76	0.69	50	10
52110	521103	1	2.21	0.76	0.81	100	1
52120	521202	2	2.53	0.87	0.92	100	1
52130	521301	2-1/2	2.73	0.87	0.98	100	1

Trade Size	EMT	Rigid (HW)
0	1/2"	3/8" & 1/2"
1	3/4"	3/4"
2	1"	1"
2-1/2	1-1/4"	-
3	1-1/2"	1-1/4"
4	-	1-1/2"
5	2"	2"
6	-	2-1/2"
7	-	3"

# WEATHERPROOF PRODUCTS

# One-Gang Outlet Box



14250, 14252, 14257

**Use:**

One-gang outlet boxes are used as a weatherproof junction box or housing for a single electrical device in wet, damp or dry locations.

- SE indicates side entry knockouts

**Material:**

- Metal Die-Cast

**Includes:**

Pre-installed ground screw, closure plugs and hardware

**Standards:**

UL 514A  
CSA C22.2 No. 18.1-13

**Certifications:**

UL E121488   SF LR57925

OUTLET BOXES

Model Number	UPC (0-31857)	Color	Knockouts	Volume Cu. In.	Product Dimensions (inches)			Retail Pack Quantity	Master Case Quantity
					A	B	C		
<b>1/2" Knockouts</b>									
<b>Shrink Pack</b>									
14250	142506	Gray	(3) 1/2"	18.3	4.54	2.78	2.01	1	16
14250BR	342500	Bronze	(3) 1/2"	18.3	4.54	2.78	2.01	1	16
14250WH	642501	White	(3) 1/2"	18.3	4.54	2.78	2.01	1	16
14251	142513	Gray	(4) 1/2"	18.3	4.54	2.78	2.01	1	16
14251BR	342517	Bronze	(4) 1/2"	18.3	4.54	2.78	2.01	1	10
14251WH	642518	White	(4) 1/2"	18.3	4.54	2.78	2.01	1	10
14251-5	425159	Gray	(5) 1/2"	18.3	4.54	2.78	2.01	1	16
14251-5X	425166	Gray	(5) 1/2" (SE)	18.3	4.54	2.78	2.01	1	16
14251-5XBR	425173	Bronze	(5) 1/2" (SE)	18.3	4.54	2.78	2.01	1	10
14251-5XWH	425180	White	(5) 1/2" (SE)	18.3	4.54	2.78	2.01	1	10
<b>1/2" Knockouts, Deep</b>									
<b>Shrink Pack</b>									
14255	142551	Gray	(3) 1/2"	25.5	4.54	2.78	2.67	1	10
14255BR	342555	Bronze	(3) 1/2"	25.5	4.54	2.78	2.67	1	6
14255WH	642556	White	(3) 1/2"	25.5	4.54	2.78	2.67	1	6
<b>3/4" Knockouts</b>									
<b>Shrink Pack</b>									
14252	142520	Gray	(3) 3/4"	18.3	4.54	2.78	2.01	1	16
14252BR	342524	Bronze	(3) 3/4"	18.3	4.54	2.78	2.01	1	10
14252WH	642525	White	(3) 3/4"	18.3	4.54	2.78	2.01	1	10
14253	142537	Gray	(4) 3/4"	18.3	4.54	2.78	2.01	1	16
14253BR	342531	Bronze	(4) 3/4"	18.3	4.54	2.78	2.01	1	10
14253WH	642532	White	(4) 3/4"	18.3	4.54	2.78	2.01	1	10
14253-5	425357	Gray	(5) 3/4"	18.3	4.54	2.78	2.01	1	16
14252-5X	425265	Gray	(5) 3/4" (SE)	18.0	4.54	2.78	2.01	1	16
<b>3/4" Knockouts, Deep</b>									
<b>Shrink Pack</b>									
14256	142568	Gray	(3) 3/4"	25.5	4.54	2.78	2.67	1	10
<b>1" Knockouts</b>									
<b>Shrink Pack</b>									
14257	142575	Gray	(3) 1"	23.0	4.54	2.78	2.67	1	6

**⚠ WARNING:** This product can expose you to chemicals including lead, which is known to the State of California to cause cancer and birth defects or other reproductive harm. For more information, go to [www.P65WARNINGS.ca.gov](http://www.P65WARNINGS.ca.gov). Wash hands after handling.



14251



14251-5



14251-5X, 14252-5X



14255, 14256




14253



14253-5

**Non-Metallic options found on page 118**

## Two-Gang Outlet Box



14350, 14352, 14357

### Use:

Two-gang outlet boxes are used as a weatherproof junction box or as a housing for up to two electrical devices in wet, damp or dry locations.

- SE indicates side entry knockouts

### Material:

- Metal Die-Cast

### Includes:

Pre-installed ground screws, closure plugs and hardware

### Standards:

UL 514A  
CSA C22.2 No. 18.1-13

### Certifications:

UL E121488    SF LR57925

Model Number	UPC (0-31857)	Color	Knockouts	Volume Cu. In.	Product Dimensions (inches)			Retail Pack Quantity	Master Case Quantity
					A	B	C		
<b>1/2" Knockouts</b>									
<b>Shrink Pack</b>									
14350	143503	Gray	(3) 1/2"	31.0	4.51	4.51	2.14	1	9
14350BR	343507	Bronze	(3) 1/2"	31.0	4.51	4.51	2.14	1	6
14350WH	643508	White	(3) 1/2"	31.0	4.51	4.51	2.14	1	6
14351	143510	Gray	(4) 1/2"	31.0	4.51	4.51	2.14	1	9
14351-5	435158	Gray	(5) 1/2"	31.0	4.51	4.51	2.14	1	9
14351-5BR	435165	Bronze	(5) 1/2"	31.0	4.51	4.51	2.14	1	9
14351-5WH	435172	White	(5) 1/2"	31.0	4.51	4.51	2.14	1	9
14351-7	735173	Gray	(7) 1/2"	30.3	4.51	4.51	2.14	1	9
<b>3/4" Knockouts</b>									
<b>Shrink Pack</b>									
14352	143527	Gray	(3) 3/4"	31.0	4.51	4.51	2.14	1	9
14353	143534	Gray	(4) 3/4"	31.0	4.51	4.51	2.14	1	9
14353-5	435356	Gray	(5) 3/4"	31.0	4.51	4.51	2.14	1	9
14352-5X	435264	Gray	(5) 3/4" (SE)	31.0	4.51	4.51	2.14	1	10
14352-7	435271	Gray	(7) 3/4"	30.3	4.51	4.51	2.14	1	9
<b>1" Knockouts</b>									
<b>Shrink Pack</b>									
14357	143572	Gray	(3) 1"	31.0	4.51	4.51	2.14	1	12

**⚠ WARNING:** This product can expose you to chemicals including lead, which is known to the State of California to cause cancer and birth defects or other reproductive harm. For more information, go to [www.P65WARNINGS.ca.gov](http://www.P65WARNINGS.ca.gov). Wash hands after handling.



14351, 14353



14351-5, 14353-5




14352-5X



14351-7, 14352-7

**Non-Metallic options found on page 118**

## Round Outlet Box



### Use:

Round outlet boxes are used as a weatherproof junction box or mounting location for lampholders in wet, damp or dry locations.

### Material:

- Metal Die-Cast

### Includes:

Pre-installed ground screws, closure plugs and hardware

### Standards:

UL 514B  
CSA C22.2 No. 18.1-13

### Certifications:

UL E121488    SP LR57925


Model Number	UPC (0-31857)	Color	Knockouts	Volume Cu. In.	Product Dimensions (inches)			Retail Pack Quantity	Master Case Quantity
					A	B	C		
<b>1/2" Knockouts</b>									
<b>Shrink Pack</b>									
143854	143855	Gray	(5) 1/2"	16.0	5.51	4.13	1.62	1	13
143854BR	343859	Bronze	(5) 1/2"	16.0	5.51	4.13	1.62	1	13
143854WH	643850	White	(5) 1/2"	16.0	5.51	4.13	1.62	1	13
<b>3/4" Knockouts</b>									
<b>Shrink Pack</b>									
143854-75	438579	Gray	(5) 3/4"	16.0	5.51	4.13	1.62	1	13
143854-75BR	438586	Bronze	(5) 3/4"	16.0	5.51	4.13	1.62	1	8
143854-75WH	438593	White	(5) 3/4"	16.0	5.51	4.13	1.62	1	8

**⚠ WARNING:** This product can expose you to chemicals including lead, which is known to the State of California to cause cancer and birth defects or other reproductive harm. For more information, go to [www.P65WARNINGS.ca.gov](http://www.P65WARNINGS.ca.gov). Wash hands after handling.

**Non-Metallic options found on page 119**



## Extension Ring



14223



14233



14234

### Use:

Extension rings are used to provide additional capacity to a weatherproof box for larger fill requirements.

### Material:

- Metal Die-Cast

### Includes:

Gasket, hardware and closure plugs (for products with knockouts)

### Standards:

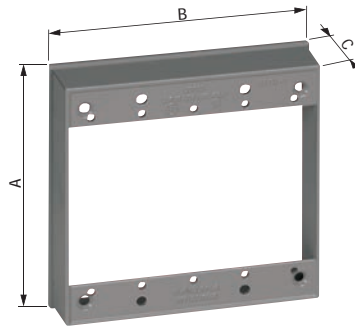
UL 514A  
CSA C22.2 No. 18.1-13

### Certifications:

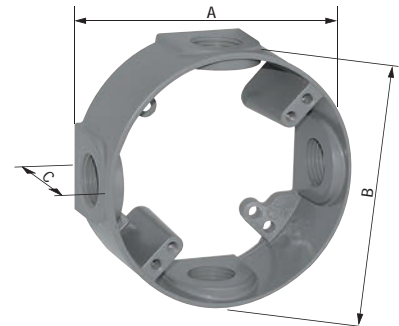
E121488 LR57925

Model Number	UPC (0-31857)	Color	Knockouts	Volume Cu. In.	Product Dimensions (inches)			Retail Pack Quantity	Master Case Quantity
					A	B	C		
<b>One-Gang Shrink Pack</b>									
14223	142230	Gray	-	9.5	4.71	2.94	1.02	1	12
<b>One-Gang, 1/2" Knockouts Shrink Pack</b>									
14233	142339	Gray	(4) 1/2"	9.5	4.57	2.86	1.31	1	10
14233BR	342333	Bronze	(4) 1/2"	9.5	4.57	2.86	1.31	1	5
14233WH	642334	White	(4) 1/2"	9.5	4.57	2.86	1.31	1	5
<b>One-Gang, 1/2" Knockouts, Flanged (for recessed boxes) Shrink Pack</b>									
14234	142346	Gray	(4) 1/2"	12.5	4.57	2.86	1.31	1	10
<b>Two-Gang Shrink Pack</b>									
14323	143237	Gray	-	16.0	4.66	4.66	1.02	1	6
<b>Round, 1/2" Knockouts Shrink Pack</b>									
14236	142360	Gray	(4) 1/2"	16.5	4.19	4.13	1.61	1	8
14236BR	342364	Bronze	(4) 1/2"	16.5	4.19	4.13	1.61	1	8
14236WH	642365	White	(4) 1/2"	16.5	4.19	4.13	1.61	1	8

**⚠ WARNING:** This product can expose you to chemicals including lead, which is known to the State of California to cause cancer and birth defects or other reproductive harm. For more information, go to [www.P65WARNINGS.ca.gov](http://www.P65WARNINGS.ca.gov). Wash hands after handling.

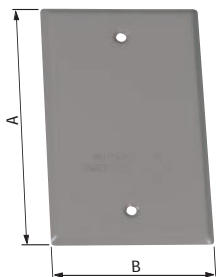


14323



14236

## One-Gang Blank Cover



**Use:**

One-gang blank covers are used with one-gang, rectangular weatherproof boxes. Protects boxes not in use.

**Material:**

- Stamped Steel

**Includes:**

Gasket and hardware

**Standards:**


UL 514D

CSA C22.2 No. 42.1-13

**Certifications:**

UL E121488    SIF LR57925

## Two-Gang Blank Cover



**Use:**

Two-gang blank covers are used with two-gang, square weatherproof boxes. Protects boxes not in use.

**Material:**

- Stamped Steel

**Includes:**

Gasket and hardware

**Standards:**

UL 514D

CSA C22.2 No. 42.1-13

**Certifications:**

UL E121488    SIF LR57925


Model Number	UPC (0-31857)	Color	Product Dimensions (inches)			Retail Pack Quantity	Master Case Quantity
			A	B	C		
<b>Shrink Pack</b>							
14240	142407	Gray	4.52	2.77	-	1	20
14240BR	342401	Bronze	4.52	2.77	-	1	20
14240WH	642402	White	4.52	2.77	-	1	20

**Non-Metallic options found on page 120**

Model Number	UPC (0-31857)	Color	Product Dimensions (inches)			Retail Pack Quantity	Master Case Quantity
			A	B	C		
<b>Shrink Pack</b>							
14340	143404	Gray	4.49	4.49	-	1	10
14340BR	343408	Bronze	4.49	4.49	-	1	10
14340WH	643409	White	4.49	4.49	-	1	10

**Non-Metallic options found on page 120**

## Round Blank Cover



Model Number	UPC (0-31857)	Color	Product Dimensions (inches)			Retail Pack Quantity	Master Case Quantity
			A	B	C		
<b>Shrink Pack</b>							
14241	142414	Gray	4.13	-	-	1	20
14241BR	342418	Bronze	4.13	-	-	1	20
14241WH	642419	White	4.13	-	-	1	20

**Non-Metallic options found on page 121**

**Use:**

Round blank covers are used with 4" round weatherproof boxes. Protects boxes not in use.

**Material:**

- Stamped Steel

**Includes:**

Gasket and hardware


**Standards:**

UL 514D  
CSA C22.2 No. 42.1-13

**Certifications:**

 E121488  LR57925

## One-Gang Cover With One 1/2" Hole



### Use:

One hole cluster covers are used to provide a mounting location for a single lampholder to a one-gang weatherproof box.

- With one 1/2" threaded knockout

### Material:

- Metal Die-Cast

### Includes:

Pre-installed ground screw, gasket and hardware

### Standards:

UL 1598

CSA C22.2 No. 250.0-08


### Certifications:

 E163827

Model Number	UPC (0-31857)	Color	Knockouts	Product Dimensions (inches)			Retail Pack Quantity	Master Case Quantity
				A	B	C		
<b>Shrink Pack</b>								
14371	143718	Gray	(1) 1/2"	4.61	2.85	0.57	1	15
14371BR	343712	Bronze	(1) 1/2"	4.61	2.85	0.57	1	10
14371WH	643713	White	(1) 1/2"	4.61	2.85	0.57	1	10

**⚠ WARNING:** This product can expose you to chemicals including lead, which is known to the State of California to cause cancer and birth defects or other reproductive harm. For more information, go to [www.P65WARNINGS.ca.gov](http://www.P65WARNINGS.ca.gov). Wash hands after handling.

## One-Gang Cover With Three 1/2" Holes



### Use:

Three hole cluster covers are used to provide a mounting location for up to three lampholders to a one-gang weatherproof box.

- With three 1/2" threaded knockouts

### Material:

- Metal Die-Cast

### Includes:

Closure plugs, gasket, hardware and pre-installed ground screw

### Standards:

UL 1598

CSA C22.2 No. 250.0-08

### Certifications:


 E163827

Model Number	UPC (0-31857)	Color	Knockouts	Product Dimensions (inches)			Retail Pack Quantity	Master Case Quantity
				A	B	C		
<b>Shrink Pack</b>								
14373	143732	Gray	(3) 1/2"	4.61	2.85	1.02	1	15
14373BR	343736	Bronze	(3) 1/2"	4.61	2.85	1.02	1	10
14373WH	643737	White	(3) 1/2"	4.61	2.85	1.02	1	10

**⚠ WARNING:** This product can expose you to chemicals including lead, which is known to the State of California to cause cancer and birth defects or other reproductive harm. For more information, go to [www.P65WARNINGS.ca.gov](http://www.P65WARNINGS.ca.gov). Wash hands after handling.

**Non-Metallic options found on page 122**

## Round Cover With One 1/2" Hole



### Use:

One hole cluster covers are used to provide a mounting location for a single lampholder to a 4" round weatherproof box.

- With one 1/2" threaded knockout

### Material:

- Metal Die-Cast

### Includes:

Pre-installed ground screw, gasket and hardware


### Standards:

UL 1598  
CSA C22.2 No. 250.0-08

### Certifications:

 US E163827

## Round Cover With Three 1/2" Holes



### Use:

Three hole cluster covers are used to provide a mounting location for up to three lampholders to a 4" round weatherproof box.

- With three 1/2" threaded knockouts

### Material:

- Metal Die-Cast


### Includes:

Closure plugs, gasket, hardware and pre-installed ground screw

### Standards:

UL 1598  
CSA C22.2 No. 250.0-08

### Certifications:

 US E163827

Model Number	UPC (0-31857)	Color	Knockouts	Product Dimensions (inches)			Retail Pack Quantity	Master Case Quantity
				A	B	C		
<b>Shrink Pack</b>								
14381	143817	Gray	(1) 1/2"	4.13	0.57	-	1	20
14381BR	343811	Bronze	(1) 1/2"	4.13	0.57	-	1	10
14381WH	643812	White	(1) 1/2"	4.13	0.57	-	1	10


**⚠ WARNING:** This product can expose you to chemicals including lead, which is known to the State of California to cause cancer and birth defects or other reproductive harm. For more information, go to [www.P65WARNINGS.ca.gov](http://www.P65WARNINGS.ca.gov). Wash hands after handling.

Model Number	UPC (0-31857)	Color	Knockouts	Product Dimensions (inches)			Retail Pack Quantity	Master Case Quantity
				A	B	C		
<b>Shrink Pack</b>								
14383	143831	Gray	(3) 1/2"	4.13	1.04	-	1	15
14383BR	343835	Bronze	(3) 1/2"	4.13	1.04	-	1	12
14383WH	643836	White	(3) 1/2"	4.13	1.04	-	1	12

**⚠ WARNING:** This product can expose you to chemicals including lead, which is known to the State of California to cause cancer and birth defects or other reproductive harm. For more information, go to [www.P65WARNINGS.ca.gov](http://www.P65WARNINGS.ca.gov). Wash hands after handling.

**Non-Metallic options found on page 122**

## One-Gang Horizontal Duplex Receptacle Cover



### Use:

Horizontal duplex covers are used to provide weatherproof protection for an outdoor duplex receptacle.

- Suitable for wet locations when the covers are closed
- For horizontal installation

### Material:

- Metal Die-Cast

### Includes:

Gasket and hardware

### Standards:


UL 514D

CSA C22.2 No. 42.1-13

### Certifications:

UL E121488    SF LR57925

## One-Gang Vertical Duplex Receptacle Cover



### Use:

Vertical duplex covers are used to provide weatherproof protection for an outdoor duplex receptacle.

- Suitable for wet locations when the cover is closed
- For vertical installation

### Material:

- Metal Die-Cast

### Includes:

Gasket and hardware

### Standards:

UL 514D

CSA C22.2 No. 42.1-13

### Certifications:

UL E121488    SF LR57925

Model Number	UPC (0-31857)	Color	Product Dimensions (inches)			Retail Pack Quantity	Master Case Quantity
			A	B	C		
<b>Shrink Pack</b>							
14245	142452	Gray	4.57	2.83	-	1	20
14245BR	342456	Bronze	4.57	2.83	-	1	20
14245WH	642457	White	4.57	2.83	-	1	20


**⚠ WARNING:** This product can expose you to chemicals including lead, which is known to the State of California to cause cancer and birth defects or other reproductive harm. For more information, go to [www.P65WARNINGS.ca.gov](http://www.P65WARNINGS.ca.gov). Wash hands after handling.

## Non-Metallic options found on page 123

Model Number	UPC (0-31857)	Color	Product Dimensions (inches)			Retail Pack Quantity	Master Case Quantity
			A	B	C		
<b>Shrink Pack</b>							
14246	142469	Gray	4.57	2.83	-	1	20
14246BR	342463	Bronze	4.57	2.83	-	1	10
14246WH	642464	White	4.57	2.83	-	1	10

**⚠ WARNING:** This product can expose you to chemicals including lead, which is known to the State of California to cause cancer and birth defects or other reproductive harm. For more information, go to [www.P65WARNINGS.ca.gov](http://www.P65WARNINGS.ca.gov). Wash hands after handling.

## One-Gang Horizontal GFCI Receptacle Cover



### Use:

Horizontal GFCI covers are used to provide weatherproof protection for an outdoor GFCI receptacle.

- Suitable for wet locations when the covers are closed
- For horizontal installation

### Material:

- Metal Die-Cast

### Includes:

Gasket and hardware

### Standards:

UL 514D

CSA C22.2 No. 42.1-13


### Certifications:

 E121488  LR57925

Model Number	UPC (0-31857)	Color	Product Dimensions (inches)			Retail Pack Quantity	Master Case Quantity
			A	B	C		
<b>Shrink Pack</b>							
14249	142490	Gray	4.57	2.83	-	1	20
14249BR	342494	Bronze	4.57	2.83	-	1	10
14249WH	642495	White	4.57	2.83	-	1	10

**⚠ WARNING:** This product can expose you to chemicals including lead, which is known to the State of California to cause cancer and birth defects or other reproductive harm. For more information, go to [www.P65WARNINGS.ca.gov](http://www.P65WARNINGS.ca.gov). Wash hands after handling.

## One-Gang Vertical GFCI Receptacle Cover



### Use:

Vertical GFCI covers are used to provide weatherproof protection for an outdoor GFCI receptacle.

- Suitable for wet locations when the cover is closed
- For vertical installation

### Material:

- Metal Die-Cast

### Includes:

Gasket and hardware

### Standards:

UL 514D

CSA C22.2 No. 42.1-13

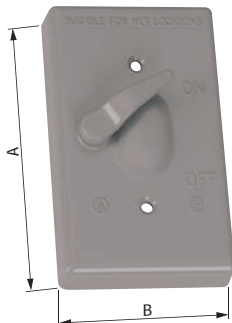
### Certifications:

 E121488  LR57925

Model Number	UPC (0-31857)	Color	Product Dimensions (inches)			Retail Pack Quantity	Master Case Quantity
			A	B	C		
<b>Shrink Pack</b>							
14248	142483	Gray	4.57	2.83	-	1	20
14248BR	342487	Bronze	4.57	2.83	-	1	10
14248WH	642488	White	4.57	2.83	-	1	10

**⚠ WARNING:** This product can expose you to chemicals including lead, which is known to the State of California to cause cancer and birth defects or other reproductive harm. For more information, go to [www.P65WARNINGS.ca.gov](http://www.P65WARNINGS.ca.gov). Wash hands after handling.

## One-Gang Toggle Switch Cover



### Use:

Toggle switch covers are used to provide weatherproof protection for an outdoor switch mounted in a one-gang weatherproof box.

### Material:

- Metal Die-Cast

### Includes:

Gasket and hardware

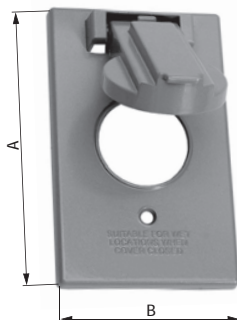
### Standards:

UL 514D  
CSA C22.2 No. 42.1-13

### Certifications:

UL E121488    SIRA LR57925

## One-Gang Single 15/20 Amp Receptacle Cover



### Use:

Single receptacle covers are used to provide weatherproof protection for an outdoor 15/20 Amp standard receptacle.

- For one 1.406" diameter outlet
- Suitable for wet locations when the cover is closed
- For vertical installation

### Material:

- Metal Die-Cast

### Includes:

Gasket and hardware

### Standards:

UL 514D  
CSA C22.2 No. 42.1-13

### Certifications:

UL E121488    SIRA LR57925

Model Number	UPC (0-31857)	Color	Product Dimensions (inches)			Retail Pack Quantity	Master Case Quantity
			A	B	C		
<b>Shrink Pack</b>							
14217	142179	Gray	4.57	2.83	-	1	12
14217BR	342173	Bronze	4.57	2.83	-	1	7
14217WH	642174	White	4.57	2.83	-	1	7

**⚠ WARNING:** This product can expose you to chemicals including lead, which is known to the State of California to cause cancer and birth defects or other reproductive harm. For more information, go to [www.P65WARNINGS.ca.gov](http://www.P65WARNINGS.ca.gov). Wash hands after handling.

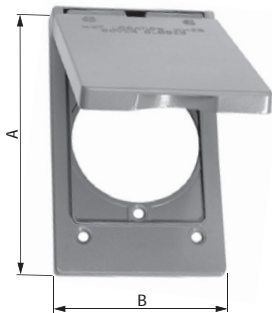
**Non-Metallic options found on page 123**

Model Number	UPC (0-31857)	Color	Product Dimensions (inches)			Retail Pack Quantity	Master Case Quantity
			A	B	C		
<b>Shrink Pack</b>							
14224	142247	Gray	4.57	2.83	-	1	15
14224BR	342241	Bronze	4.57	2.83	-	1	8
14224WH	642242	White	4.57	2.83	-	1	8

**⚠ WARNING:** This product can expose you to chemicals including lead, which is known to the State of California to cause cancer and birth defects or other reproductive harm. For more information, go to [www.P65WARNINGS.ca.gov](http://www.P65WARNINGS.ca.gov). Wash hands after handling.



## One-Gang Round 20 Amp Receptacle Cover



### Use:

Round receptacle covers are used to provide weatherproof protection for an outdoor 20 Amp receptacle.

- For one 1.625" diameter outlet
- Suitable for wet locations when the cover is closed
- For vertical installation

### Material:

- Metal Die-Cast

### Includes:

Gasket and hardware

### Standards:

UL 514D  
CSA C22.2 No. 42.1-13

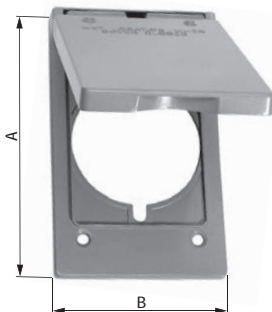
### Certifications:

E121488 LR57925

Model Number	UPC (0-31857)	Color	Product Dimensions (inches)			Retail Pack Quantity	Master Case Quantity
			A	B	C		
<b>Shrink Pack</b>							
14243	142438	Gray	4.57	2.83	-	1	10

**⚠ WARNING:** This product can expose you to chemicals including lead, which is known to the State of California to cause cancer and birth defects or other reproductive harm. For more information, go to [www.P65WARNINGS.ca.gov](http://www.P65WARNINGS.ca.gov). Wash hands after handling.

## One-Gang Round 30/50 Amp Receptacle Cover



### Use:

Round receptacle covers are used to provide weatherproof protection for an outdoor 30/50 Amp receptacle.

- For one 2.125" diameter outlet
- Suitable for wet locations when the cover is closed
- For vertical installation

### Material:

- Metal Die-Cast

### Includes:

Gasket and hardware

### Standards:

UL 514D  
CSA C22.2 No. 42.1-13


### Certifications:

E121488 LR57925

Model Number	UPC (0-31857)	Color	Product Dimensions (inches)			Retail Pack Quantity	Master Case Quantity
			A	B	C		
<b>Shrink Pack</b>							
14244	142445	Gray	4.57	2.83	-	1	20
14244BR	342449	Bronze	4.57	2.83	-	1	10
14244WH	642440	White	4.57	2.83	-	1	10

**⚠ WARNING:** This product can expose you to chemicals including lead, which is known to the State of California to cause cancer and birth defects or other reproductive harm. For more information, go to [www.P65WARNINGS.ca.gov](http://www.P65WARNINGS.ca.gov). Wash hands after handling.

## Two-Gang GFCI Receptacle Cover



### Use:

GFCI receptacle covers are used to provide weatherproof protection for two outdoor GFCI receptacles.

- Suitable for wet locations when the covers are closed

### Material:

- Metal Die-Cast

### Includes:

Gasket and hardware

### Standards:

UL 514D  
CSA C22.2 No. 42.1-13


### Certifications:

E121488 LR57925

Model Number	UPC (0-31857)	Color	Product Dimensions (inches)			Retail Pack Quantity	Master Case Quantity
			A	B	C		
<b>Shrink Pack</b>							
14348	143480	Gray	4.54	4.54	-	1	8

**⚠ WARNING:** This product can expose you to chemicals including lead, which is known to the State of California to cause cancer and birth defects or other reproductive harm. For more information, go to [www.P65WARNINGS.ca.gov](http://www.P65WARNINGS.ca.gov). Wash hands after handling.

## Two-Gang Duplex Receptacle Cover



### Use:

Duplex receptacle covers are used to provide weatherproof protection for two outdoor duplex receptacles.

- Suitable for wet locations when the covers are closed

### Material:

- Metal Die-Cast

### Includes:

Gasket and hardware

### Standards:

UL 514D  
CSA C22.2 No. 42.1-13


### Certifications:

E121488 LR57925

Model Number	UPC (0-31857)	Color	Product Dimensions (inches)			Retail Pack Quantity	Master Case Quantity
			A	B	C		
<b>Shrink Pack</b>							
14345	143459	Gray	4.54	4.54	-	1	8
14345BR	343453	Bronze	4.54	4.54	-	1	8
14345WH	643454	White	4.54	4.54	-	1	8

**⚠ WARNING:** This product can expose you to chemicals including lead, which is known to the State of California to cause cancer and birth defects or other reproductive harm. For more information, go to [www.P65WARNINGS.ca.gov](http://www.P65WARNINGS.ca.gov). Wash hands after handling.

## Two-Gang Duplex and GFCI Receptacle Cover



### Use:

Duplex and GFCI receptacle combination covers are used to provide weatherproof protection for one duplex and one GFCI outdoor receptacle.

- Suitable for wet locations when the covers are closed

### Material:

- Metal Die-Cast

### Includes:

Gasket and hardware

### Standards:

UL 514D

CSA C22.2 No. 42.1-13


### Certifications:

E121488 LR57925

Model Number	UPC (0-31857)	Color	Product Dimensions (inches)			Retail Pack Quantity	Master Case Quantity
			A	B	C		
<b>Shrink Pack</b>							
14347	143473	Gray	4.54	4.54	-	1	8
14347BR	343477	Bronze	4.54	4.54	-	1	8
14347WH	643478	White	4.54	4.54	-	1	8

**⚠ WARNING:** This product can expose you to chemicals including lead, which is known to the State of California to cause cancer and birth defects or other reproductive harm. For more information, go to [www.P65WARNINGS.ca.gov](http://www.P65WARNINGS.ca.gov). Wash hands after handling.

## Two-Gang Duplex and Single Receptacle Cover



### Use:

Duplex and single receptacle combination covers are used to provide weatherproof protection for one duplex and one round 1.406" single outdoor receptacle.

- Suitable for wet locations when the covers are closed

### Material:

- Metal Die-Cast

### Includes:

Gasket and hardware

### Standards:

UL 514D

CSA C22.2 No. 42.1-13


### Certifications:

E121488 LR57925

Model Number	UPC (0-31857)	Color	Product Dimensions (inches)			Retail Pack Quantity	Master Case Quantity
			A	B	C		
<b>Shrink Pack</b>							
14346	143466	Gray	4.54	4.54	-	1	8

**⚠ WARNING:** This product can expose you to chemicals including lead, which is known to the State of California to cause cancer and birth defects or other reproductive harm. For more information, go to [www.P65WARNINGS.ca.gov](http://www.P65WARNINGS.ca.gov). Wash hands after handling.

## Two-Gang Single Receptacle Cover



### Use:

Single receptacle covers are used to provide weatherproof protection for two outdoor single round receptacles.

- Suitable for wet locations when the covers are closed
- For two 1.406" diameter outlets

### Material:

- Metal Die-Cast

### Includes:

Gasket and hardware


### Standards:

UL 514D  
CSA C22.2 No. 42.1-13

### Certifications:

UL E121488 SP LR57925

## Two-Gang 20/50 Amp Receptacle Cover



### Use:

Round receptacle covers are used to provide weatherproof protection for a single 20/50 Amp outdoor receptacle.

- Suitable for wet locations when the cover is closed
- For one 2.125" diameter outlet

### Material:

- Metal Die-Cast

### Includes:

Gasket and hardware

### Standards:

UL 514D  
CSA C22.2 No. 42.1-13

### Certifications:

UL E121488 SP LR57925


Model Number	UPC (0-31857)	Color	Product Dimensions (inches)			Retail Pack Quantity	Master Case Quantity
			A	B	C		
<b>Shrink Pack</b>							
14324	143244	Gray	4.54	4.54	-	1	8

**⚠ WARNING:** This product can expose you to chemicals including lead, which is known to the State of California to cause cancer and birth defects or other reproductive harm. For more information, go to [www.P65WARNINGS.ca.gov](http://www.P65WARNINGS.ca.gov). Wash hands after handling.

Model Number	UPC (0-31857)	Color	Product Dimensions (inches)			Retail Pack Quantity	Master Case Quantity
			A	B	C		
<b>Shrink Pack</b>							
14321	143213	Gray	4.54	4.54	-	1	8

**⚠ WARNING:** This product can expose you to chemicals including lead, which is known to the State of California to cause cancer and birth defects or other reproductive harm. For more information, go to [www.P65WARNINGS.ca.gov](http://www.P65WARNINGS.ca.gov). Wash hands after handling.

## Two-Gang Switch Cover



**Use:**

Switch covers are used to provide weatherproof protection for two outdoor switches.

- Suitable for wet locations when the covers are closed

**Material:**

- Metal Die-Cast

**Includes:**

Gasket and hardware

**Standards:**

UL 514D  
CSA C22.2 No. 42.1-13


**Certifications:**

UL E121488 SP LR57925

Model Number	UPC (0-31857)	Color	Product Dimensions (inches)			Retail Pack Quantity	Master Case Quantity
			A	B	C		
<b>Shrink Pack</b>							
14349	143497	Gray	4.54	4.54	-	1	8

**⚠ WARNING:** This product can expose you to chemicals including lead, which is known to the State of California to cause cancer and birth defects or other reproductive harm. For more information, go to [www.P65WARNINGS.ca.gov](http://www.P65WARNINGS.ca.gov). Wash hands after handling.

## Two-Gang GFCI Receptacle and Toggle Switch Cover



**Use:**

GFCI and toggle switch combination covers are used to provide weatherproof protection for one GFCI outdoor receptacle and one outdoor switch.

- Suitable for wet locations when the cover is closed

**Material:**

- Metal Die-Cast

**Includes:**

Gasket and hardware

**Standards:**

UL 514D  
CSA C22.2 No. 42.1-13

**Certifications:**


UL E121488 SP LR57925

Model Number	UPC (0-31857)	Color	Product Dimensions (inches)			Retail Pack Quantity	Master Case Quantity
			A	B	C		
<b>Shrink Pack</b>							
14344	143442	Gray	4.84	4.84	-	1	8

**⚠ WARNING:** This product can expose you to chemicals including lead, which is known to the State of California to cause cancer and birth defects or other reproductive harm. For more information, go to [www.P65WARNINGS.ca.gov](http://www.P65WARNINGS.ca.gov). Wash hands after handling.

**Non-Metallic options found on page 124**

## One-Gang Vertical Multi-Use Receptacle Cover



### Use:

One-gang multi-use receptacle covers are used to provide weatherproof protection for an outdoor receptacle.

- 3 configurations
- Adaptable for GFCI, duplex and 1-3/8" round receptacles
- Suitable for wet locations when the cover is closed
- For vertical installation

### Material:

- Metal Die-Cast

### Includes:

Adaptor plates, gasket and hardware

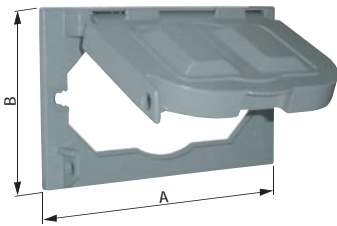
### Standards:

UL 514D  
CSA C22.2 No. 42.1-13

### Certifications:

 US E121488

## One-Gang Horizontal Multi-Use Receptacle Cover



### Use:

One-gang multi-use receptacle covers are used to provide weatherproof protection for an outdoor receptacle.

- 3 configurations
- Adaptable for GFCI, duplex and 1-3/8" round receptacles
- Suitable for wet locations when the cover is closed
- For horizontal installation

### Material:

- Metal Die-Cast

### Includes:

Adaptor plates, gasket and hardware

### Standards:

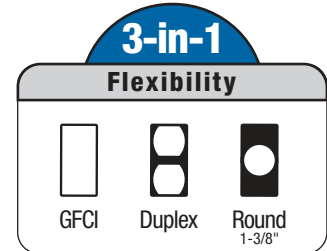
UL 514D  
CSA C22.2 No. 42.1-13

### Certifications:

 US E121488

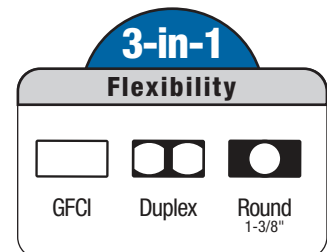
Model Number	UPC (0-31857)	Color	Product Dimensions (inches)			Retail Pack Quantity	Master Case Quantity
			A	B	C		
<b>Shrink Pack</b>							
14146	141462	Gray	4.63	2.83	-	1	12
14146BR	341466	Bronze	4.63	2.83	-	1	12
14146WH	641467	White	4.63	2.83	-	1	12

**⚠ WARNING:** This product can expose you to chemicals including lead, which is known to the State of California to cause cancer and birth defects or other reproductive harm. For more information, go to [www.P65WARNINGS.ca.gov](http://www.P65WARNINGS.ca.gov). Wash hands after handling.




Model Number	UPC (0-31857)	Color	Product Dimensions (inches)			Retail Pack Quantity	Master Case Quantity
			A	B	C		
<b>Shrink Pack</b>							
14145	141455	Gray	4.63	2.83	-	1	12
14145BR	341459	Bronze	4.63	2.83	-	1	12
14145WH	641450	White	4.63	2.83	-	1	12

**⚠ WARNING:** This product can expose you to chemicals including lead, which is known to the State of California to cause cancer and birth defects or other reproductive harm. For more information, go to [www.P65WARNINGS.ca.gov](http://www.P65WARNINGS.ca.gov). Wash hands after handling.



## One-Gang Universal Receptacle Cover



### Use:

One-gang universal receptacle covers are used to provide weatherproof protection for an outdoor receptacle.

- 6 configurations
- Adaptable for GFCI, duplex and 1-3/8" round receptacles
- Suitable for wet locations when the cover is closed
- Lockable cover

### Material:

- Metal Die-Cast

### Includes:

Adaptor plates, gasket and hardware

### Standards:

UL 514D  
CSA C22.2 No. 42.1-13

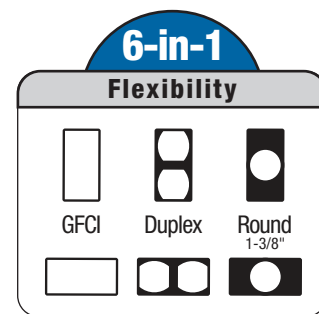
### Certifications:

US E121488

Model Number	UPC (0-31857)	Color	Product Dimensions (inches)			Retail Pack Quantity	Master Case Quantity
			A	B	C		
<b>Shrink Pack</b>							
14147	141479	Gray	4.57	2.81	-	1	12
14147BR	341473	Bronze	4.57	2.81	-	1	12
14147WH	641474	White	4.57	2.81	-	1	12


**⚠ WARNING:** This product can expose you to chemicals including lead, which is known to the State of California to cause cancer and birth defects or other reproductive harm. For more information, go to [www.P65WARNINGS.ca.gov](http://www.P65WARNINGS.ca.gov). Wash hands after handling.

Mount vertically or horizontally with the corner hinge



Non-Metallic options found on page 115

## Two-Gang Multi-Use Receptacle Cover



### Use:

Two-gang multi-use receptacle covers are used to provide weatherproof protection for two outdoor receptacles.

- 6 configurations
- Each side is adaptable for GFCI, duplex and 1-3/8" round receptacles
- Suitable for wet locations when the covers are closed
- Lockable covers

### Material:

- Metal Die-Cast

### Includes:

Adaptor plates, gasket and hardware

### Standards:

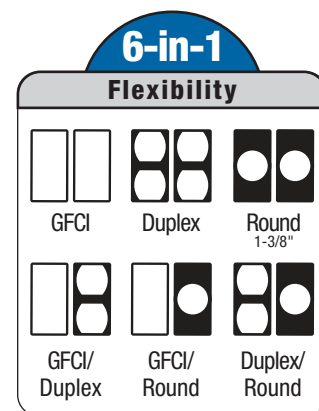
UL 514D  
CSA C22.2 No. 42.1-13

### Certifications:

US E121488

Model Number	UPC (0-31857)	Color	Product Dimensions (inches)			Retail Pack Quantity	Master Case Quantity
			A	B	C		
<b>Shrink Pack</b>							
14945	149451	Gray	4.58	4.65	-	1	8

**⚠ WARNING:** This product can expose you to chemicals including lead, which is known to the State of California to cause cancer and birth defects or other reproductive harm. For more information, go to [www.P65WARNINGS.ca.gov](http://www.P65WARNINGS.ca.gov). Wash hands after handling.



Non-Metallic options found on page 126



## One-Gang While-In-Use Receptacle Cover



### Use:

One-gang in-use receptacle covers allow an outlet to be utilized while the cover is closed in wet, damp or dry locations.

- 6 configurations
- Adaptable for GFCI, duplex and 1-3/8" round receptacles
- 3-1/8" deep
- Lockable

### Material:

- Metal Die-Cast

### Includes:

Adaptor plates, pre-installed gasket and hardware


### Standards:

UL 514D  
CSA C22.2 No. 42.1-13

### Certifications:

E121488

## Two-Gang While-In-Use Receptacle Cover



### Use:

Two-gang in-use receptacle covers allow two receptacles to be utilized while the cover is closed in wet, damp or dry locations.

- 3 configurations
- Adaptable for GFCI and duplex receptacles
- 3-1/8" deep
- Lockable

### Material:

- Metal Die-Cast

### Includes:

Adaptor plates, pre-installed gasket and hardware

### Standards:

UL 514D  
CSA C22.2 No. 42.1-13

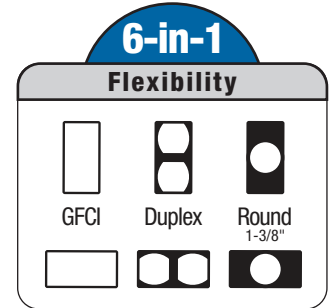
### Certifications:

E121488

Model Number	UPC (0-31857)	Color	Product Dimensions (inches)			Retail Pack Quantity	Master Case Quantity
			A	B	C		
<b>Shrink Pack</b>							
14438	144388	Gray	5.59	3.66	3.13	1	4

**⚠ WARNING:** This product can expose you to chemicals including lead, which is known to the State of California to cause cancer and birth defects or other reproductive harm. For more information, go to [www.P65WARNINGS.ca.gov](http://www.P65WARNINGS.ca.gov). Wash hands after handling.

Meets NEMA 3R and NEC's 2014 "Extra Duty" Requirement

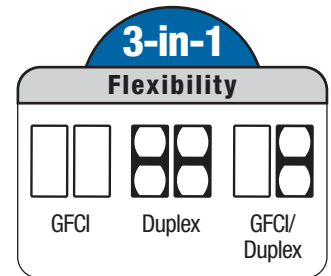


Non-Metallic options found on page 127

Model Number	UPC (0-31857)	Color	Product Dimensions (inches)			Retail Pack Quantity	Master Case Quantity
			A	B	C		
<b>Shrink Pack</b>							
14437	144371	Gray	5.53	5.06	3.13	1	2

**⚠ WARNING:** This product can expose you to chemicals including lead, which is known to the State of California to cause cancer and birth defects or other reproductive harm. For more information, go to [www.P65WARNINGS.ca.gov](http://www.P65WARNINGS.ca.gov). Wash hands after handling.


Meets NEMA 3R and NEC's 2014 "Extra Duty" Requirement



Non-Metallic options found on page 127



## One-Gang Horizontal Duplex Cover and Receptacle Kit



Model Number	UPC (0-31857)	Color	Product Dimensions (inches)			Retail Pack Quantity	Master Case Quantity
			A	B	C		
<b>Shrink Pack</b>							
14227	142278	Gray	4.58	2.83	-	1	10
14227BR	342272	Bronze	4.58	2.83	-	1	10
14227WH	642273	White	4.58	2.83	-	1	10

**⚠ WARNING:** This product can expose you to chemicals including lead, which is known to the State of California to cause cancer and birth defects or other reproductive harm. For more information, go to [www.P65WARNINGS.ca.gov](http://www.P65WARNINGS.ca.gov). Wash hands after handling.

### Use:

Horizontal duplex cover and receptacle kits are used to provide weatherproof protection for the included outdoor duplex receptacle.

- Suitable for wet locations when the covers are closed
- For horizontal mounting
- 15-Amp tamper-resistant, weather-resistant duplex receptacle included

### Material:

- Metal Die-Cast


### Includes:

One-gang duplex cover, TRWR duplex receptacle, gasket and hardware


### Standards:

UL 514D  
CSA C22.2 No. 42.1-13

### Certifications:

 US E324138

# One-Gang Universal Duplex Receptacle Kit



Model Number	UPC (0-31857)	Color	Product Dimensions (inches)			Retail Pack Quantity	Master Case Quantity
			A	B	C		
<b>Shrink Pack</b>							
16446	164461	Gray	4.58	2.83	-	1	6
16446BR	364465	Bronze	4.58	2.83	-	1	6
16446WH	664466	White	4.58	2.83	-	1	6

**⚠ WARNING:** This product can expose you to chemicals including lead, which is known to the State of California to cause cancer and birth defects or other reproductive harm. For more information, go to [www.P65WARNINGS.ca.gov](http://www.P65WARNINGS.ca.gov). Wash hands after handling.

**Use:**

One-gang universal duplex receptacle kits are used to provide weatherproof protection for the included outdoor duplex receptacle.

- Suitable for wet locations when the cover is closed
- For vertical or horizontal mounting with the universal cover's corner hinge
- 15-Amp tamper-resistant, weather-resistant duplex receptacle included

**Material:**

- Metal Die-Cast


**Includes:**

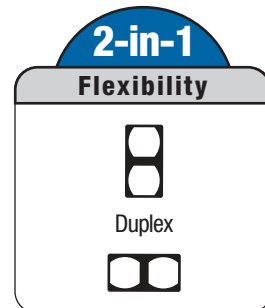
One-gang metal box with three 1/2" holes, one-gang universal cover, TRWR duplex receptacle, closure plugs, gasket and hardware

**Standards:**


UL 514D  
CSA C22.2 No. 42.1-13  
NEMA 3R

**Certifications:**


 US E324138



Mount vertically or horizontally with the corner hinge



# One-Gang Universal GFCI Receptacle Kit



**Use:**

One-gang universal GFCI receptacle kits are used to provide weatherproof protection for the included outdoor GFCI receptacle.

- Suitable for wet locations when the cover is closed
- For vertical or horizontal mounting with the universal cover's corner hinge
- 15-Amp tamper-resistant, weather-resistant GFCI receptacle included

**Material:**

- Metal Die-Cast


**Includes:**

One-gang metal box with three 1/2" holes, one-gang universal cover, TRWR GFCI receptacle, closure plugs, gasket and hardware

**Standards:**

UL 514D  
CSA C22.2 No. 42.1-13  
NEMA 3R

**Certifications:**

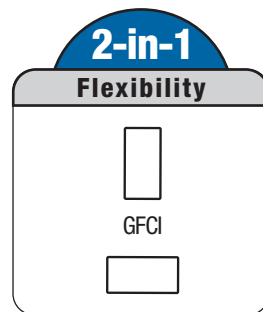
 E324138

Model Number	UPC (0-31857)	Color	Product Dimensions (inches)			Retail Pack Quantity	Master Case Quantity
			A	B	C		
<b>Shrink Pack</b>							
16449	164492	Gray	4.57	2.83	-	1	6
16449BR	364496	Bronze	4.57	2.83	-	1	6
16449WH	664497	White	4.57	2.83	-	1	6
16449ORB	374495	Oil Rubbed Bronze	4.57	2.83	-	1	6

**⚠ WARNING:** This product can expose you to chemicals including lead, which is known to the State of California to cause cancer and birth defects or other reproductive harm. For more information, go to [www.P65WARNINGS.ca.gov](http://www.P65WARNINGS.ca.gov). Wash hands after handling.



Mount vertically or horizontally with the corner hinge



## One-Gang While-In-Use GFCI Receptacle Kit



### Use:

One-gang in-use receptacle kits allow an outlet to be utilized while the cover is closed in wet, damp or dry locations.

- For vertical or horizontal mounting with the corner hinge
- 15-Amp tamper-resistant, weather-resistant GFCI receptacle included
- 3-1/8" deep
- Lockable

### Material:

- Metal Die-Cast


### Includes:

One-gang metal box with three 1/2" holes, one-gang while-in-use cover, TRWR GFCI receptacle, closure plugs, pre-installed gasket and hardware

### Standards:

UL 514D  
CSA C22.2 No. 42.1-13

### Certifications:

 E324138

Model Number	UPC (0-31857)	Color	Product Dimensions (inches)			Retail Pack Quantity	Master Case Quantity
			A	B	C		
<b>Display Box</b>							
16802	168025	Gray	4.54	3.66	-	1	4

Meets NEMA 3R and NEC's 2014 "Extra Duty" Requirement

**⚠ WARNING:** This product can expose you to chemicals including lead, which is known to the State of California to cause cancer and birth defects or other reproductive harm. For more information, go to [www.P65WARNINGS.ca.gov](http://www.P65WARNINGS.ca.gov). Wash hands after handling.



Mount vertically or horizontally with the corner hinge




**2-in-1**

**Flexibility**



Non-Metallic options found on page 130

## One-Gang Toggle Switch Kit



### Use:

Toggle switch kits are used to provide weatherproof protection for the included outdoor switch mounted in a one-gang weatherproof box.

- 15-Amp toggle switch included

### Material:

- Metal Die-Cast


### Includes:

One-gang toggle switch cover, toggle switch, gasket and hardware

### Standards:

UL 514D  
CSA C22.2 No. 42.1-13


### Certifications:

 US E324138

Model Number	UPC (0-31857)	Color	Switch Type	Product Dimensions (inches)			Retail Pack Quantity	Master Case Quantity
				A	B	C		
<b>Shrink Pack</b>								
14216	142162	Gray	SP 15A	4.57	2.83	-	1	10
14218	142186	Gray	3-WAY 15A	4.57	2.83	-	1	10

**⚠ WARNING:** This product can expose you to chemicals including lead, which is known to the State of California to cause cancer and birth defects or other reproductive harm. For more information, go to [www.P65WARNINGS.ca.gov](http://www.P65WARNINGS.ca.gov). Wash hands after handling.

## Two-Gang Toggle Switch Kit



### Use:

Two-gang toggle switch covers are used to provide weatherproof protection to two outdoor switches mounted in a two-gang weatherproof box.

- 15-Amp single pole toggle switches included

### Material:

- Metal Die-Cast


### Includes:

Two-gang toggle switch cover, (2) toggle switches, gasket and hardware

Model Number	UPC (0-31857)	Color	Switch Type	Product Dimensions (inches)			Retail Pack Quantity	Master Case Quantity
				A	B	C		
<b>Shrink Pack</b>								
14219	142193	Gray	SP 15A	4.84	4.84	-	1	10

**⚠ WARNING:** This product can expose you to chemicals including lead, which is known to the State of California to cause cancer and birth defects or other reproductive harm. For more information, go to [www.P65WARNINGS.ca.gov](http://www.P65WARNINGS.ca.gov). Wash hands after handling.

## Lampholder



### Use:

Lampholders are used in conjunction with weatherproof boxes and covers for outdoor lighting applications.

- Fits 1/2" knockouts
- Adjustable

### Material:

- Metal Die-Cast

### Includes:

Lampholder and gasket

### Bulb Type:

150-Watt (max.) PAR38 bulb required (not included)

### Standards:

UL 1598  
CSA C22.2 No. 250.0-08

### Certifications:

cUL<sup>us</sup> E195204 SP<sup>®</sup> LR57925



PAR38 type lamps  
75-150 max. watt  
**(not included)**

## Non-Metallic options found on page 131

## Quartz Halogen Lamp Head



### Use:

Quartz halogen lamp heads are used in conjunction with weatherproof boxes and covers for outdoor lighting applications.

- Quartz halogen bulb included
- Fits 1/2" knockouts
- Adjustable

### Material:

- Metal Die-Cast

### Includes:

Lamp head, bulb and lens

### Bulb Type:

100-Watt (max.) G8, Bi-pin bulb (included)

### Standards:

UL 1598  
CSA C22.2 No. 250.0-08

### Certifications:

cUL<sup>us</sup> E163827



G8 Bi-Pin Bulb  
100 max. watt  
**(included)**

Model Number	UPC (0-31857)	Color	Product Dimensions (inches)			Retail Pack Quantity	Master Case Quantity
			A	B	C		
<b>Shrink Pack</b>							
14330	143305	Gray	2.09	3.57	-	1	20
14330BR	343309	Bronze	2.09	3.57	-	1	20
14330WH	643300	White	2.09	3.57	-	1	20

Model Number	UPC (0-31857)	Color	Product Dimensions (inches)			Retail Pack Quantity	Master Case Quantity
			A	B	C		
<b>Shrink Pack</b>							
14335	143350	Gray	2.91	3.43	-	1	6
14335BR	343354	Bronze	2.91	3.43	-	1	6
14335WH	643355	White	2.91	3.43	-	1	6

## Spike-A-Lite® Lampholder



Model Number	UPC (0-31857)	Color	Cord Length	Product Dimensions (inches)			Retail Pack Quantity	Master Case Quantity
				A	B	C		
<b>Clamshell</b>								
14792GN	947927	Bronze	9"	2.09	3.57	-	1	6

**⚠ WARNING:** This product can expose you to chemicals including lead, which is known to the State of California to cause cancer and birth defects or other reproductive harm. For more information, go to [www.P65WARNINGS.ca.gov](http://www.P65WARNINGS.ca.gov). Wash hands after handling.

### Use:

Spike-A-Lite® lampholders are used for outdoor lighting applications. Preassembled with a ground stake for direct ground installation.

- Plug-in floodlight
- 9" cord
- Adjustable

### Material:

- Metal Die-Cast

### Includes:

Lampholder and gasket


### Bulb Type:

150-Watt (max.) PAR38 bulb required (not included)

### Standards:

UL 153  
CSA C22.2 No. 12-1982

### Certifications:

 E237292



PAR38 type lamps  
75-150 max. watt  
**(not included)**

## Round Cover and Lampholder Kit



### Use:

Round cover and lampholder kits are used in conjunction with a 4" round weatherproof box in outdoor security or aesthetic lighting applications.

- Adjustable lampholder

### Material:

- Metal Die-Cast

### Includes:

One 1/2" hole round cover, (1) lampholder, gaskets and hardware

### Bulb Type:

150-Watt (max.) PAR38 bulb required (not included)

### Standards:

UL 1598

CSA C22.2 No. 250.0-08

### Certifications:

 E195204

Model Number	UPC (0-31857)	Color	Product Dimensions (inches)			Retail Pack Quantity	Master Case Quantity
			A	B	C		
<b>Shrink Pack</b>							
14780	147808	Gray	-	-	-	1	12
14780BR	347802	Bronze	-	-	-	1	12
14780WH	647803	White	-	-	-	1	12

**⚠ WARNING:** This product can expose you to chemicals including lead, which is known to the State of California to cause cancer and birth defects or other reproductive harm. For more information, go to [www.P65WARNINGS.ca.gov](http://www.P65WARNINGS.ca.gov). Wash hands after handling.



PAR38 type lamps  
75-150 max. watt  
**(not included)**

## Round Cover and Two Lampholders Kit



### Use:

Round cover and lampholder kits are used in conjunction with a 4" round weatherproof box in outdoor security or aesthetic lighting applications.

- Adjustable lampholders

### Material:

- Metal Die-Cast

### Includes:

Three 1/2" hole round cover, (2) lampholders, closure plug, gaskets and hardware

### Bulb Type:


150-Watt (max.) PAR38 bulbs required (not included)

### Standards:

UL 1598

CSA C22.2 No. 250.0-08

### Certifications:

 E195204

Model Number	UPC (0-31857)	Color	Product Dimensions (inches)			Retail Pack Quantity	Master Case Quantity
			A	B	C		
<b>Shrink Pack</b>							
14782	147822	Gray	-	-	-	1	10
14782BR	347826	Bronze	-	-	-	1	10
14782WH	647827	White	-	-	-	1	10

**⚠ WARNING:** This product can expose you to chemicals including lead, which is known to the State of California to cause cancer and birth defects or other reproductive harm. For more information, go to [www.P65WARNINGS.ca.gov](http://www.P65WARNINGS.ca.gov). Wash hands after handling.



**X2** PAR38 type lamps  
75-150 max. watt  
**(not included)**



## Metal Light Kit



### Use:

Metal light kits are for outdoor security or aesthetic lighting applications.

- Adjustable lampholders

### Material:

- Metal Die-Cast

### Includes:

Round box with five 1/2" holes, round cover with three 1/2" holes, (2) lampholders, closure plugs, gaskets and hardware

### Bulb Type:


150-Watt (max.) PAR38 bulbs required (not included)

### Standards:

UL 1598

CSA C22.2 No. 250.0-08

### Certifications:


 us E195204

Model Number	UPC (0-31857)	Color	Product Dimensions (inches)			Retail Pack Quantity	Master Case Quantity
			A	B	C		
<b>Display Box</b>							
16795	167950	Gray	-	-	-	1	3
16797	367978	Bronze	-	-	-	1	3
16795WH	667955	White	-	-	-	1	3
16797ORB	667979	Oil Rubbed Bronze	-	-	-	1	3

**⚠ WARNING:** This product can expose you to chemicals including lead, which is known to the State of California to cause cancer and birth defects or other reproductive harm. For more information, go to [www.P65WARNINGS.ca.gov](http://www.P65WARNINGS.ca.gov). Wash hands after handling.



# LED Light



**Use:**

LED lights are used in conjunction with weatherproof boxes and covers for outdoor lighting applications.

- Fits 1/2" knockouts
- Tool-free adjustable lamp head
- Long-lasting LED

**Material:**

- Metal Die-Cast

**Includes:**

Lamp head, bulb and lens

**Bulb Type:**

10-Watt LED (included)

**Standards:**

UL 1598  
CSA C22.2 No. 250.0-08

**Certifications:**

US E470512

Model Number	UPC (0-31857)	Color	Product Dimensions (inches)			Retail Pack Quantity	Master Case Quantity
			A	B	C		
<b>Display Box</b>							
14337	143374	Gray	3.34	2.74	-	1	4
14337BR	343378	Bronze	3.34	2.74	-	1	4
14337WH	643379	White	3.34	2.74	-	1	4

LED

**10 Watts**  
**800 Lumens**

Brightness Equivalent to

60W

Incandescent

20W

Halogen

<b>Lighting Facts</b>	
LED Light	
<b>Brightness</b>	<b>800 Lumens</b>
<b>Energy Used</b>	<b>10 Watts</b>
<b>Brightness Equivalent</b>	
Incandescent	<b>60 Watts</b>
CFL	<b>20 Watts</b>
<b>Lumens per Watt</b>	<b>80 Lumens</b>
<b>Voltage</b>	<b>120/277 Volts</b>
<b>Annual Units*</b>	<b>18.25 KWH</b>
<b>Estimated Annual Energy Cost*</b>	<b>\$2.00</b>
<b>Long Life* up to</b>	<b>12 Years</b>
<b>Light Appearance</b>	<b>5000°K</b>
<p>2600°K   3200°K   4500°K   5000°K   7000°K   10000°K</p> <p>Warm White   Bright White   Natural Daylight   Cool White</p>	
*Assuming daily usage of 5 hours under normal conditions	

**Coverage Area of one bulb**



**⚠ WARNING:** This product can expose you to chemicals including lead, which is known to the State of California to cause cancer and birth defects or other reproductive harm. For more information, go to [www.P65WARNINGS.ca.gov](http://www.P65WARNINGS.ca.gov). Wash hands after handling.

## LED Light Kit



**Use:**

LED light kits are for outdoor security or aesthetic lighting applications.

- Tool-free adjustable lamp heads
- Long-lasting LED

**Material:**

- Metal Die-Cast

**Includes:**

Round box with five 1/2" holes, round cover, (2) LED lights, closure plugs, gasket and hardware

**Bulb Type:**

10-Watt LED bulbs (included)

**Standards:**

UL 1598

CSA C22.2 No. 250.0-08

**Certifications:**

US E470512

Model Number	UPC (0-31857)	Color	Product Dimensions (inches)			Retail Pack Quantity	Master Case Quantity
			A	B	C		
<b>Display Box</b>							
16752	167523	Gray	-	-	-	1	2
16752BR	367527	Bronze	-	-	-	1	2
16752WH	667528	White	-	-	-	1	2

LED

**20 Watts**  
**1600 Lumens**

Brightness Equivalent to  
 120W 40W   
Incandescent Halogen

<b>Lighting Facts</b>	
LED Light Kit - 2 Bulbs	
<b>Brightness</b>	<b>1600 Lumens</b>
<b>Energy Used</b>	<b>20 Watts</b>
<b>Brightness Equivalent</b>	
Incandescent	<b>120 Watts</b>
CFL	<b>40 Watts</b>
<b>Lumens per Watt</b>	<b>80 Lumens</b>
<b>Voltage</b>	<b>120/277 Volts</b>
<b>Annual Units*</b>	<b>36.5 KWH</b>
<b>Annual Energy Cost*</b>	<b>\$4.00</b>
<b>Long Life* up to</b>	<b>12 Years</b>
<b>Light Appearance</b>	<b>3000°K</b>
<div style="display: flex; justify-content: space-around; font-size: 0.8em;"> <span>2600°K</span> <span>3200°K</span> <span>4500°K</span> <span>7000°K</span> <span>10000°K</span> </div> <div style="display: flex; justify-content: space-around; font-size: 0.7em; margin-top: 2px;"> <span>Warm White</span> <span>Bright White</span> <span>Natural Daylight</span> <span>Cool White</span> </div>	
*Estimated assuming daily usage of 5 hours under normal conditions	

**Coverage Area of one bulb**



**⚠ WARNING:** This product can expose you to chemicals including lead, which is known to the State of California to cause cancer and birth defects or other reproductive harm. For more information, go to [www.P65WARNINGS.ca.gov](http://www.P65WARNINGS.ca.gov). Wash hands after handling.

## Motion Sensor



**Use:**

Motion sensors can be used in conjunction with LED or standard light kits for outdoor security or aesthetic lighting applications.

- Set for motion detection or dusk-to-dawn
- Motion detection with Passive Infrared (PIR) technology
- 240° field of view
- Adjustable sensitivity from 5 to 70 feet
- Adjustable on-times from 1 to 20 minutes

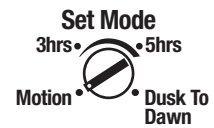
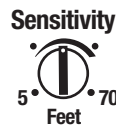
**Material:**

- Non-Metallic


**Certifications:**

US E464470

Model Number	UPC (0-31857)	Color	Product Dimensions (inches)			Retail Pack Quantity	Master Case Quantity
			A	B	C		
<b>Display Box</b>							
14012	140120	Gray	-	-	-	1	3
14012BR	340124	Bronze	-	-	-	1	3
14012WH	640125	White	-	-	-	1	3



## One-Gang Outlet Box



### Use:

One-gang outlet boxes are used as a weatherproof junction box or housing for a single electrical device in wet, damp or dry locations.

- 3/4" to 1/2" reducers included

### Material:

- Non-Metallic

### Includes:

Reducing bushings and closure plugs

### Standards:

UL 514C

### Certifications:




E332841

Model Number	UPC (0-31857)	Color	Knockouts	Volume Cu. In.	Product Dimensions (inches)			Retail Pack Quantity	Master Case Quantity
					A	B	C		
<b>Shrink Pack</b>									
14110	141103	Gray	(3) 1/2" or 3/4"	16.3	4.57	2.80	1.97	1	16
14110WH	641108	White	(3) 1/2" or 3/4"	16.3	4.57	2.80	1.97	1	16



3/4" to 1/2"  
Reducers Included

## Two-Gang Outlet Box



### Use:

Two-gang outlet boxes are used as a weatherproof junction box or as a housing for up to two electrical devices in wet, damp or dry locations.

- (3) 1/2" holes and (4) 3/4" holes

### Material:

- Non-Metallic

### Includes:

Closure plugs

### Standards:

UL 514C


### Certifications:



E332841

Model Number	UPC (0-31857)	Color	Knockouts	Volume Cu. In.	Product Dimensions (inches)			Retail Pack Quantity	Master Case Quantity
					A	B	C		
<b>Shrink Pack</b>									
14120	141202	Gray	(3) 1/2" & (4) 3/4"	28.3	4.63	4.63	1.97	1	9
14120WH	641207	White	(3) 1/2" & (4) 3/4"	28.3	4.63	4.63	1.97	1	9

## Round Outlet Box



### Use:

Round outlet boxes are used as a weatherproof junction box or mounting location for lampholders in wet, damp or dry locations.

- 3/4" to 1/2" reducers included

### Material:

- Non-Metallic

### Includes:

Reducing bushings and closure plugs

### Standards:

UL 514C

### Certifications:



E332841


Model Number	UPC (0-31857)	Color	Knockouts	Volume Cu. In.	Product Dimensions (inches)			Retail Pack Quantity	Master Case Quantity
					A	B	C		
<b>Shrink Pack</b>									
14130	141301	Gray	⑤ 1/2" or 3/4"	14.8	5.55	4.27	1.50	1	13
14130WH	641306	White	⑤ 1/2" or 3/4"	14.8	5.55	4.27	1.50	1	13



3/4" to 1/2"

Reducers Included

## One-Gang Blank Cover



### Use:

One-gang blank covers are used with one-gang, rectangular weatherproof boxes. Protects boxes not in use.

### Material:

- Non-Metallic

### Includes:

Gasket and hardware

### Standards:

UL 514C


### Certifications:



E332841

Model Number	UPC (0-31857)	Color	Product Dimensions (inches)			Retail Pack Quantity	Master Case Quantity
			A	B	C		
<b>Shrink Pack</b>							
14150	141509	Gray	4.63	2.87	-	1	20
14150WH	641504	White	4.63	2.87	-	1	20

## Two-Gang Blank Cover



### Use:

Two-gang blank covers are used with two-gang, square weatherproof boxes. Protects boxes not in use.

### Material:

- Non-Metallic

### Includes:

Gasket and hardware

### Standards:

UL 514C

### Certifications:



E332841

Model Number	UPC (0-31857)	Color	Product Dimensions (inches)			Retail Pack Quantity	Master Case Quantity
			A	B	C		
<b>Shrink Pack</b>							
14160	141608	Gray	4.84	4.84	-	1	10
14160WH	641603	White	4.84	4.84	-	1	10

## Round Blank Cover



Model Number	UPC (0-31857)	Color	Product Dimensions (inches)			Retail Pack Quantity	Master Case Quantity
			A	B	C		
<b>Shrink Pack</b>							
14170	141707	Gray	4.29	-	-	1	20
14170WH	641702	White	4.29	-	-	1	20

**Use:**

Round blank covers are used with 4" round weatherproof boxes. Protects boxes not in use.

**Material:**

- Non-Metallic

**Includes:**

Gasket and hardware

**Standards:**


UL 514C

**Certifications:**



NON-METALLIC COVERS

## One-Gang Cover With Three 1/2" Holes



### Use:

Three hole cluster covers are used to provide a mounting location for up to three lampholders to a one-gang weatherproof box.

- With three 1/2" threaded knockouts

### Material:

- Non-Metallic

### Includes:

Closure plugs, gasket and hardware

### Standards:


UL 1598  
CSA C22.2 No. 250.0-08

### Certifications:

 US E163827

Model Number	UPC (0-31857)	Color	Knockouts	Product Dimensions (inches)			Retail Pack Quantity	Master Case Quantity
				A	B	C		
<b>Shrink Pack</b>								
14375	143756	Gray	(3) 1/2"	4.77	3.01	1.22	1	15
14375WH	643751	White	(3) 1/2"	4.77	3.01	1.22	1	15

## Round Cover With Three 1/2" Holes



### Use:

Three hole cluster covers are used to provide a mounting location for up to three lampholders to a 4" round weatherproof box.

- With three 1/2" threaded knockouts

### Material:

- Non-Metallic

### Includes:

Closure plugs, gasket and hardware

### Standards:

UL 1598  
CSA C22.2 No. 250.0-08


### Certifications:

 US E163827

Model Number	UPC (0-31857)	Color	Knockouts	Product Dimensions (inches)			Retail Pack Quantity	Master Case Quantity
				A	B	C		
<b>Shrink Pack</b>								
14390	143909	Gray	(3) 1/2"	4.50	1.17	-	1	15
14390WH	643904	White	(3) 1/2"	4.50	1.17	-	1	15



## One-Gang Horizontal Duplex Receptacle Cover



### Use:

Horizontal duplex covers are used to provide weatherproof protection for an outdoor duplex receptacle.

- Suitable for wet locations when the covers are closed
- For horizontal installation
- Lockable covers

### Material:

- Non-Metallic


### Includes:

Gasket and hardware

### Standards:

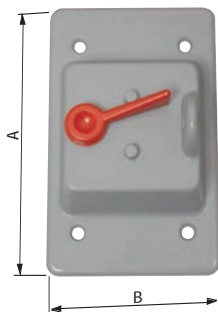
UL 514D  
CSA C22.2 No. 42.1-13

### Certifications:

 US E332841

Model Number	UPC (0-31857)	Color	Product Dimensions (inches)			Retail Pack Quantity	Master Case Quantity
			A	B	C		
<b>Shrink Pack</b>							
14211	142117	Gray	4.77	2.96	-	1	20
14211WH	642112	White	4.77	2.96	-	1	20

## One-Gang Toggle Switch Cover



### Use:

Toggle switch covers are used to provide weatherproof protection for an outdoor switch mounted in a one-gang weatherproof box.

### Material:

- Non-Metallic


### Includes:

Gasket and hardware

### Standards:

UL 514D  
CSA C22.2 No. 42.1-13


### Certifications:

 US E332841

Model Number	UPC (0-31857)	Color	Product Dimensions (inches)			Retail Pack Quantity	Master Case Quantity
			A	B	C		
<b>Shrink Pack</b>							
14210	142100	Gray	4.76	3.01	-	1	12
14210WH	642105	White	4.76	3.01	-	1	12

NON-METALLIC COVERS

## Two-Gang GFCI Receptacle and Toggle Switch Cover



### Use:

GFCI and toggle switch combination covers are used to provide weatherproof protection for one GFCI outdoor receptacle and one outdoor switch.

- Suitable for wet locations when the cover is closed
- Lockable receptacle cover

### Material:

- Non-Metallic

### Includes:


Gasket and hardware

### Standards:

UL 514D


CSA C22.2 No. 42.1-13

### Certifications:

 US E332841

Model Number	UPC (0-31857)	Color	Product Dimensions (inches)			Retail Pack Quantity	Master Case Quantity
			A	B	C		
<b>Shrink Pack</b>							
14326	143268	Gray	4.84	4.84	-	1	8
14326WH	643263	White	4.84	4.84	-	1	8

## Two-Gang Duplex Receptacle and Toggle Switch Cover



### Use:

Duplex and toggle switch combination covers are used to provide weatherproof protection for one duplex outdoor receptacle and one outdoor switch.

- Suitable for wet locations when the cover is closed
- Duplex cover is lockable

### Material:

- Non-Metallic

### Includes:


Gasket and hardware

### Standards:

UL 514D


CSA C22.2 No. 42.1-13

### Certifications:

 US E332841

Model Number	UPC (0-31857)	Color	Product Dimensions (inches)			Retail Pack Quantity	Master Case Quantity
			A	B	C		
<b>Shrink Pack</b>							
14325	143251	Gray	4.84	4.84	-	1	8
14325WH	643256	White	4.84	4.84	-	1	8

## Two-Gang Multi-Use Receptacle and Toggle Switch Cover



### Use:

Multi-use and toggle switch combination covers are used to provide weatherproof protection for one outdoor switch and one outdoor receptacle or switch.

- Four configurations
- Left side is preconfigured for GFCI and adaptable for duplex, 1-3/8" round or a second switch
- Suitable for wet locations when the cover is closed
- Multi-use cover is lockable

### Material:

- Non-Metallic

### Includes:


Adaptor plates, gasket and hardware

### Standards:

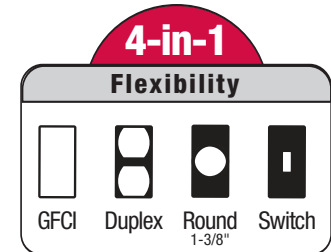
UL 514D

CSA C22.2 No. 42.1-13


### Certifications:

 US E332841

Model Number	UPC (0-31857)	Color	Product Dimensions (inches)			Retail Pack Quantity	Master Case Quantity
			A	B	C		
<b>Shrink Pack</b>							
14329	143299	Gray	4.84	4.84	-	1	8
14329WH	643294	White	4.84	4.84	-	1	8



## Two-Gang Toggle Switch Cover



### Use:

Toggle switch covers are used to provide weatherproof protection for two outdoor switches.

### Material:

- Non-Metallic

### Includes:


Gasket and hardware

### Standards:

UL 514D


CSA C22.2 No. 42.1-13

### Certifications:

 US E332841

Model Number	UPC (0-31857)	Color	Product Dimensions (inches)			Retail Pack Quantity	Master Case Quantity
			A	B	C		
<b>Shrink Pack</b>							
14327	143275	Gray	4.84	4.84	-	1	8
14327WH	643270	White	4.84	4.84	-	1	8

## One-Gang Universal Receptacle Cover



**Use:**

One-gang universal receptacle covers are used to provide weatherproof protection for an outdoor receptacle.

- 6 configurations
- Adaptable for GFCI, duplex and 1-3/8" round receptacles
- Suitable for wet locations when the cover is closed
- Lockable cover

**Material:**

- Non-Metallic

**Includes:**

Adaptor plates, gasket and hardware

**Standards:**

UL 514D  
CSA C22.2 No. 42.1-13

**Certifications:**

US E332841

Model Number	UPC (0-31857)	Color	Product Dimensions (inches)			Retail Pack Quantity	Master Case Quantity
			A	B	C		
<b>Shrink Pack</b>							
14140	141400	Gray	4.76	3.01	-	1	12
14140WH	641405	White	4.76	3.01	-	1	12

Mount vertically or horizontally with the corner hinge




**6-in-1**

**Flexibility**

GFCI	Duplex	Round 1-3/8"
GFCI/Duplex	GFCI/Round	Duplex/Round

## Two-Gang Multi-Use Receptacle Cover



**Use:**

Two-gang multi-use receptacle covers are used to provide weatherproof protection for two outdoor receptacles.

- 6 configurations
- Each side is adaptable for GFCI, duplex and 1-3/8" round receptacles
- Suitable for wet locations when the covers are closed
- Lockable covers

**Material:**

- Non-Metallic

**Includes:**

Adaptor plates, gasket and hardware

**Standards:**

UL 514D  
CSA C22.2 No. 42.1-13

**Certifications:**

US E332841

Model Number	UPC (0-31857)	Color	Product Dimensions (inches)			Retail Pack Quantity	Master Case Quantity
			A	B	C		
<b>Shrink Pack</b>							
14180	141806	Gray	4.83	4.83	-	1	8
14180WH	641801	White	4.83	4.83	-	1	8

**6-in-1**

**Flexibility**

GFCI	Duplex	Round 1-3/8"
GFCI/Duplex	GFCI/Round	Duplex/Round

## One-Gang While-In-Use Receptacle Cover



### Use:

One-gang in-use receptacle covers allow an outlet to be utilized while the cover is closed in wet, damp or dry locations.

- 6 configurations
- Adaptable for GFCI, duplex and 1-3/8" round receptacles
- 3-1/8" deep
- Lockable

### Material:

- Non-Metallic

### Includes:

Adaptor plates, pre-installed gasket and hardware

### Standards:

UL 514D

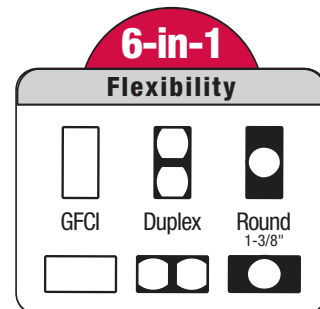

CSA C22.2 No. 42.1-13

### Certifications:

cUL<sub>us</sub> E332841

Model Number	UPC (0-31857)	Color	Product Dimensions (inches)			Retail Pack Quantity	Master Case Quantity
			A	B	C		
<b>Shrink Pack</b>							
14415	144159	Clear	5.42	3.47	3.13	1	6

Meets NEMA 3R and NEC's 2014 "Extra Duty" Requirement



## Two-Gang While-In-Use Receptacle Cover



### Use:

Two-gang in-use receptacle covers allow two receptacles to be utilized while the cover is closed in wet, damp or dry locations.

- 3 configurations
- Adaptable for GFCI and duplex receptacles
- 3-1/8" deep
- Lockable

### Material:

- Non-Metallic

### Includes:

Adaptor plates, pre-installed gasket and hardware

### Standards:

UL 514D

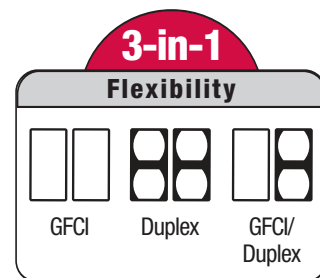
CSA C22.2 No. 42.1-13

### Certifications:

cUL<sub>us</sub> E332841

Model Number	UPC (0-31857)	Color	Product Dimensions (inches)			Retail Pack Quantity	Master Case Quantity
			A	B	C		
<b>Shrink Pack</b>							
14425	144258	Clear	5.52	5.05	3.13	1	4

Meets NEMA 3R and NEC's 2014 "Extra Duty" Requirement



NON-METALLIC COVERS

## Slimline While-In-Use Vertical Receptacle Cover



### Use:

Slimline in-use receptacle covers allow an outlet to be utilized while the cover is closed in wet, damp or dry locations.

- Adaptable for GFCI and duplex receptacles
- For vertical installations
- Lockable

### Material:

- Non-Metallic

### Includes:


Adaptor plates, pre-installed gasket and hardware

### Standards:


UL 514D & UL 498A

CSA C22.2 No. 42.1-13 & CSA C22.2 No. 42-10

### Certifications:

 US E481898

## Slimline While-In-Use Horizontal Receptacle Cover



### Use:

Slimline in-use receptacle covers allow an outlet to be utilized while the cover is closed in wet, damp or dry locations.

- Adaptable for GFCI and duplex receptacles
- For horizontal installations
- Lockable

### Material:

- Non-Metallic

### Includes:


Adaptor plates, pre-installed gasket and hardware

### Standards:

UL 514D & UL 498A

CSA C22.2 No. 42.1-13 & CSA C22.2 No. 42-10

### Certifications:

 US E481898

Model Number	UPC (0-31857)	Color	Product Dimensions (inches)			Retail Pack Quantity	Master Case Quantity
			A	B	C		
<b>Shrink Pack</b>							
14440	144401	Gray	5.51	3.58	1.56	1	6
14440CL	544409	Clear	5.51	3.58	1.56	1	6
14440WH	644406	White	5.51	3.58	1.56	1	6

Meets NEMA 3R and NEC's 2014 "Extra Duty" Requirement

15 Amp Rated



Low profile, only 1-9/16" deep

No bending of the cord inside the cover with vertical cord exits

Model Number	UPC (0-31857)	Color	Product Dimensions (inches)			Retail Pack Quantity	Master Case Quantity
			A	B	C		
<b>Shrink Pack</b>							
14441	144418	Gray	5.77	3.95	1.56	1	4
14441CL	544416	Clear	5.77	3.95	1.56	1	4
14441WH	644413	White	5.77	3.95	1.56	1	4

Meets NEMA 3R and NEC's 2014 "Extra Duty" Requirement

15 Amp Rated



Low profile, only 1-9/16" deep

No bending of the cord inside the cover with vertical cord exits

## One-Gang Deep While-In-Use Receptacle Cover



### Use:

One-gang deep in-use receptacle covers allow an outlet to be utilized while the cover is closed in wet, damp or dry locations.

- 4 configurations
- Adaptable for GFCI, duplex, 1-3/8" and 1-9/16" round receptacles
- For vertical installations
- 4-1/2" deep
- Lockable

### Material:

- Non-Metallic

### Includes:

Adaptor plates, pre-installed gasket and hardware

### Standards:

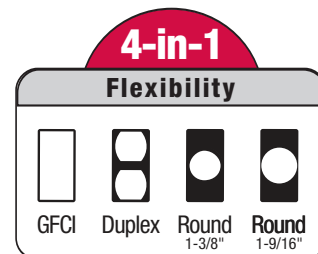
UL 514D  
CSA C22.2 No. 42.1-13

### Certifications:

 US E332841

Model Number	UPC (0-31857)	Color	Product Dimensions (inches)			Retail Pack Quantity	Master Case Quantity
			A	B	C		
<b>Shrink Pack</b>							
14416	144166	Clear	5.84	3.66	4.5	1	5

Meets NEMA 3R and NEC's 2014 "Extra Duty" Requirement



NON-METALLIC COVERS

## One-Gang While-In-Use GFCI Receptacle Kit



### Use:

One-gang in-use receptacle kits allow an outlet to be utilized while the cover is closed in wet, damp or dry locations.

- For vertical or horizontal mounting with the corner hinge
- 15-Amp tamper-resistant, weather-resistant GFCI receptacle included
- 3-1/8" deep
- Lockable

### Material:

- Metal Die-Cast Box
- Non-Metallic Cover


### Includes:

One-gang metal box with three 1/2" holes, one-gang while-in-use cover, TRWR GFCI receptacle, closure plugs, pre-installed gasket and hardware

### Standards:


UL 514D  
CSA C22.2 No. 42.1-13

### Certifications:

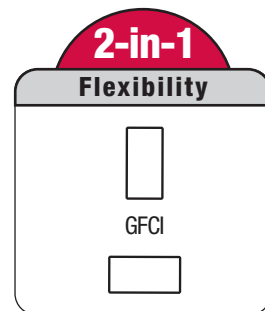
 E324138

Model Number	UPC (0-31857)	Color	Product Dimensions (inches)			Retail Pack Quantity	Master Case Quantity
			A	B	C		
<b>Display Box</b>							
16801	168018	Clear	4.54	3.47	-	1	4
16801WH	668013	White	4.54	3.47	-	1	4

Meets NEMA 3R and NEC's 2014 "Extra Duty" Requirement




Mount vertically or horizontally with the corner hinge





## Lampholder



### Use:

Lampholders are used in conjunction with weatherproof boxes and covers for outdoor lighting applications.

- Fits 1/2" knockouts
- Adjustable

### Material:

- Non-Metallic

### Includes:

Lampholder and gasket

### Bulb Type:

150-Watt (max.) PAR38 bulb required (not included)

### Standards:

UL 1598

CSA C22.2 No. 250.0-08

### Certifications:


 US E163827

Model Number	UPC (0-31857)	Color	Product Dimensions (inches)			Retail Pack Quantity	Master Case Quantity
			A	B	C		
<b>Shrink Pack</b>							
14360	143602	Gray	2.14	3.69	-	1	20
14360WH	643607	White	2.14	3.69	-	1	20



PAR38 type lamps  
75-150 max. watt  
**(not included)**

## Closure Plug



Gray Metal

**Use:**

Closure plugs are used to seal off unused knockouts in weatherproof boxes, extension rings and cluster covers.


**Material:**

- Zinc Die-Cast
- Non-Metallic

**Standards:**

UL 514B  
CSA C22.2 No. 18.3-12

**Certifications:**

 US E121487

Model Number	UPC (0-31857)	Color	Trade Size	Product Dimensions (inches)			Retail Pack Quantity	Master Case Quantity
				A	B	C		
<b>Metallic</b>								
<b>Polybag</b>								
14005	140052	Gray	1/2"	0.82	-	-	4	30
14007	140076	Gray	3/4"	1.04	-	-	4	30

<b>Metallic Kit</b>								
<b>Polybag</b>								
18339	183394	Gray	1/2"	0.82	-	-	3	10
		Plastic Yellow Wirenuts	-	-	-	-	2	
14050	140502	Gray	1/2"	0.82	-	-	4	12
		Gray	3/4"	1.04	-	-	2	

<b>Non-Metallic</b>								
<b>Polybag</b>								
14005BR	340056	Bronze	1/2"	0.82	-	-	4	30
14005WH	640057	White	1/2"	0.82	-	-	4	30

<b>Non-Metallic Kit</b>								
<b>Polybag</b>								
14051	140519	Bronze	1/2"	0.82	-	-	4	12
		White	1/2"	0.82	-	-	4	
14052	140528	Gray	1/2"	0.82	-	-	2	12
		Gray	3/4"	1.04	-	-	2	
		Bronze	1/2"	0.82	-	-	2	
		White	1/2"	0.82	-	-	2	



Gray Non-Metallic



Bronze Non-Metallic




White Non-Metallic



Yellow Wire Nuts

## Box Holder



**Use:**

Box holders are used to support 1/2" Rigid conduit to a box or metal enclosure with 1/2" threaded knockouts.


**Material:**

- Zinc Die-Cast

**Standards:**

UL 514B  
CSA C22.2 No. 18.3-12

**Certifications:**

 US E229278

Model Number	UPC (0-31857)	Trade Size	Product Dimensions (inches)			Retail Pack Quantity	Master Case Quantity
			A	B	C		
Polybag							
14011	140113	1/2"	1.71	1.14	-	1	12

## Photoelectric Switch



**Use:**

Photoelectric switches are used to provide dusk-to-dawn light control for weatherproof lighting fixtures.

**Material:**

- Non-Metallic

**Standards:**


UL 514B  
CSA C22.2 No. 18.3-12

**Certifications:**

 US E464470

Model Number	UPC (0-31857)	Trade Size	Product Dimensions (inches)			Retail Pack Quantity	Master Case Quantity
			A	B	C		
Polybag							
14008	140082	Black	-	-	-	1	20

## One-Gang Gasket



**Use:**

One-gang gaskets are used in conjunction with one-gang boxes and covers for weatherproof installation.


- Tear-out sections are adaptable for GFCI, duplex, round and switch devices

**Material:**

- Crosslinked Polyethylene Foam

Model Number	UPC (0-31857)	Trade Size	Product Dimensions (inches)			Retail Pack Quantity	Master Case Quantity
			A	B	C		
Polybag							
14001	140014	Black	4.70	2.95	-	2	20

## Two-Gang Gasket



**Use:**

Two-gang gaskets are used in conjunction with two-gang boxes and covers for weatherproof installation.

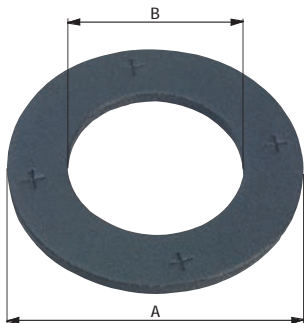
- Tear-out sections are adaptable for GFCI, duplex, round and switch devices

**Material:**

- Crosslinked Polyethylene Foam

Model Number	UPC (0-31857)	Trade Size	Product Dimensions (inches)			Retail Pack Quantity	Master Case Quantity
			A	B	C		
Polybag							
14003	140038	Black	4.60	4.60	-	2	20

## Round Gasket



**Use:**


Round gaskets are used in conjunction with 4" round boxes and covers for weatherproof installation.

**Material:**

- Crosslinked Polyethylene Foam

Model Number	UPC (0-31857)	Trade Size	Product Dimensions (inches)			Retail Pack Quantity	Master Case Quantity
			A	B	C		
Polybag							
14002	140021	Black	4.21	2.45	-	2	20

## Gasket Kit



### Use:

Gaskets are used in conjunction with weatherproof boxes and covers for weatherproof installation.

- Tear-out sections in one- and two-gang gaskets are adaptable for GFCI, duplex, round and switch devices

### Material:

- Crosslinked Polyethylene Foam

### Includes:

(2) one-gang, (2) two-gang and (2) round gaskets

Model Number	UPC (0-31857)	Trade Size	Product Dimensions (inches)			Retail Pack Quantity	Master Case Quantity
			A	B	C		
Polybag							
14000	140007	Black	-	-	-	1	5

## Lampholder Gasket



### Use:

Lampholder gaskets are used in conjunction with lampholders for weatherproof installation of bulbs.

### Material:

- Rubber

Model Number	UPC (0-31857)	Trade Size	Product Dimensions (inches)			Retail Pack Quantity	Master Case Quantity
			A	B	C		
Polybag							
14004	140045	Black	2.30	-	-	2	25

### **Industry Abbreviations and Acronyms**

EMT	Electrical Metallic Tubing
IMC	Intermediate Metal Conduit
NM	Non-Metallic
SE	Service Entrance
FMC	Flexible Metal Conduit
RWFMC	Reduced Wall Flexible Metal Conduit
AC	Armor Clad Cable
MC	Metal Clad Cable
HCF	Hospital Care Facilities Cable
PCS	Power & Control Signal Cable
NPSM	National Pipe Straight Mechanical
NPT	National Pipe Thread
NEC	National Electric Code
NEMA	National Electrical Manufacturers Association

---

### **Image Abbreviations and Acronyms**

r	Radius
A/F	Across the flat



120 Sigma Drive • Garner, NC 27529  
919-773-0011  
Visit us at [www.sigmaelectric.com](http://www.sigmaelectric.com)