

Eaton's
Tamper & weather resistant receptacles

Tamper & weather resistant receptacles



EATON

Powering Business Worldwide



Code compliant receptacles ensure safety and protection

Table of contents	Page
TR, WR and TWR features and benefits	2-3
TR receptacles	4
TR & GFCI receptacles	5
WR & TWR receptacles	6
TR specification and performance data	7
WR & TWR specification and performance data	8-9

Tamper resistant receptacles feature a UL Listed safety shutter system that prevents the insertion of foreign objects into a receptacle. The safety shutters will only open upon simultaneous insertion of 2 plug blades.

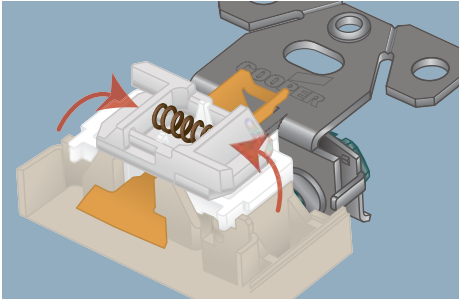
Weather resistant receptacles are designed with nylon and corrosion resistant metal components; when installed in an approved weather protective cover, weather resistant receptacles offer extra durable protection from rain, snow, ice, moisture and humidity.

Tamper & weather resistant receptacles ensure safety and weather resistance in wet, damp outdoor locations. The receptacle combines the UL Listed safety shutter system with nylon and corrosion resistant metal. When installed appropriately, device is ideal for residential and commercial living areas as well as recreational facilities.

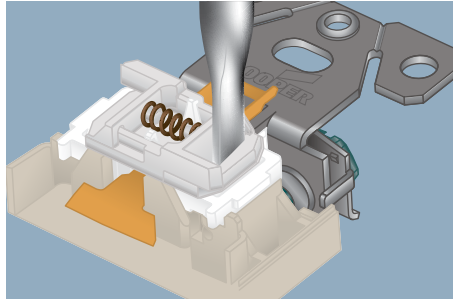


Tamper resistant, weather resistant and tamper & weather resistant receptacles

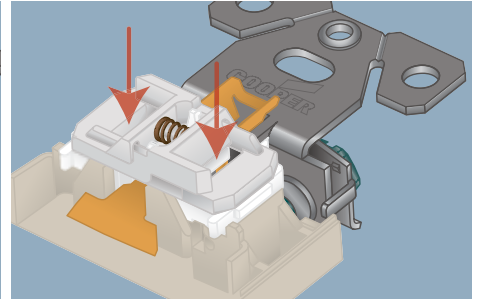
How the tamper resistant system works:



Shutters restrict access in closed position.




Insertion of object in any one side will not open shutters.




Insertion of two-bladed plug or grounding plug will open shutters.

Tamper resistant receptacle marks, identifiers and standards



“TR” mold mark provides quick visual confirmation of tamper resistance when installed. Hospital grade devices, signified by green dot, have passed rigorous testing procedures.



“WR” identifier quickly indicates during inspections that a weather resistant receptacle has been installed.



Both the “TR” mold mark and “WR” identifier are clearly visible in the finished installation, indicating double-layer protection for maximum safety.



Commercial locations 2014 NEC
406.12 (B) guest rooms & guest suites
406.12 (C) child care facilities
517.18 (C) pediatric locations

Receptacles located in these areas shall be listed under tamper resistant or employ a listed tamper resistant cover.



Dwelling units
2014 NEC - 406.12 (A)

In all areas specified in 210.52 all 125-volt, 15- and 20-amp receptacles shall be listed tamper resistant receptacles.



Damp or wet locations
2014 NEC - 406.9

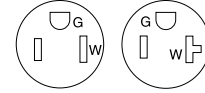
All 15- and 20-amp, 125- and 250-volt non-locking receptacles installed in wet or damp locations shall be weather resistant receptacles.

Tamper resistant receptacles

Single and duplex receptacles

Product description

2-pole, 3-wire grounding
15A, 125V/AC; 20A, 125V/AC



5-15R

5-20R

Design features

- Tamper resistant receptacles provide compliance with 2014 NEC® Article 406.12 which states that all 15A and 20A, 125V/AC receptacles installed in dwelling units must be tamper resistant
- "TR" designation provides visual identification
- High impact-resistant thermoplastic face and back body eliminates breakage
- Patented built-in wire stripper for #14 and #12 AWG wire to speed installation
- Push-in terminals accept #14 AWG solid wire for quick installation
- Double-wipe ground contacts ensure long-term ground retention
- Side wire terminals accept up to #10 AWG solid wire



TR270




TR1107



TR6352

Residential grade tamper resistant receptacles



Rating	A	V/AC	NEMA	Description	Color suffix	Catalog no.	
15	125	5-15R	Tamper resistant duplex receptacle, side & push wire	A, B, BK, LA, V, W	□ TR270__	• •	
			Auto grounding tamper resistant duplex receptacle, side & push wire	A, B, LA, V, W	□ TR270-9__	• •	
			Tamper resistant single receptacle, with clock hanger, side wire	W	□ TR775__	• •	
			Tamper resistant decorator duplex receptacle, side & push wire	A, B, BK, GY, LA, V, W	□ TR1107__	• •	
			Auto grounding tamper resistant decorator duplex receptacle, side & push wire	A, B, BK, LA, V, W	□ TR1107-9__	• •	
15	125		Aspire duplex receptacle	DS, SG, WS	□ 9505TR__		
			Aspire single receptacle	DS, SG, WS	□ 9507TR__		
20	125	5-20R	Tamper resistant duplex receptacle, side wire	A, B, BK, GY, LA, V, W	□ TR370__	•	
			Aspire single receptacle, side & back wire	AW, DS, SG, WS	□ 9508TR__		
			Aspire duplex receptacle, side & back wire	AW, DS, SG, WS	□ 9510TR__		

cULus Listed to UL498, file no. E15058; NOM certified

Commercial grade tamper resistant receptacles

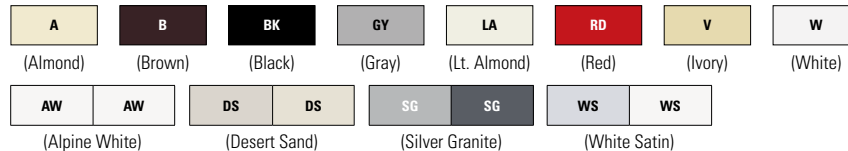


Rating	A	V/AC	NEMA	Description	Color suffix	Catalog no.	
15	125	5-15R	Single receptacle, side wire	A, B, BK, LA, V, W	□ TR817__*	• •	
			Duplex receptacle, back & side wire	A, B, BK, GY, LA, V, W	□ TRBR15__	• •	
			Duplex receptacle, back & side wire	A, B, BK, GY, LA, V, W	□ TR5262__	• •	
			Decorator single receptacle, back & side wire	B, BK, V, W	□ TR6250__	• •	
			Decorator duplex receptacle, back & side wire	LA, V, W	□ TR6252__	• •	
20	125	5-20R	Single receptacle, side wire	A, B, BK, LA, V, W	□ TR1877__*	• •	
			Duplex receptacle, back & side wire	A, B, BK, GY, LA, RD, V, W	□ TRBR20__	• •	
			Duplex receptacle, back & side wire	A, B, BK, GY, LA, RD, V, W	□ TR5362__	• •	
			Decorator single receptacle, side wire	LA, V, W	□ TR6350__	• •	
			Decorator duplex receptacle, back & side wire	A, B, BK, GY, LA, V, W	□ TR6352__	• •	

* Not Fed Spec

Color ordering information:

For ordering devices, include Catalog no. followed by the Color suffix: A (Almond), B (Brown), BK (Black), GY (Gray), LA (Light Almond), RD (Red), V (Ivory), W (White), AW (Alpine White), DS (Desert Sand), SG (Silver Granite), WS (White Satin)



▶ ArrowLink option available. Add "MOD" suffix to standard catalog number (example TR5262WMOD). For ordering information on ArrowLink SPD connectors, see ArrowHart Buyers Guide

🇺🇸 Indicates NAFTA compliant 🌱 RoHS compliant TR Tamper resistant 🏠 Build-to-spec customizable devices

Specification information: Page 8

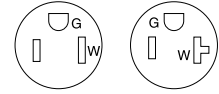
Compliances, specifications and availability are subject to change without notice.

Tamper resistant receptacles

Self-test GFCI receptacles


Product description

2-pole, 3-wire grounding
15A, 125V/AC; 20A, 125V/AC



5-15R 5-20R

Design features

- Tamper resistant receptacles provide compliance with 2014 NEC® Article 406.12 which states that all 15A and 20A, 125V/AC receptacles installed in dwelling units must be tamper resistant 
- “TR” designation provides visual identification
- High impact-resistant thermoplastic face and back body eliminates breakage
- Longer, wider “bridge” strap provides 40% more contact area with wallboard, virtually eliminating floating installations
- Hospital grade signified by green dot, having passed rigorous testing procedures
- Patented built-in wire stripper for #14 and #12 AWG wire to speed installation
- Double-wipe ground contacts ensure long-term ground retention
- Side wire terminals accept up to #10 AWG solid wire
- GFCIs automatically self-tests periodically to ensure GFCI protection





TRSGF15



9566TR

Tamper resistant self-test GFCI receptacles



Rating			Description	Color suffix	Catalog no.		
A	V/AC	NEMA					
15	125	5-15R	Duplex GFCI, back & side wire	A, B, BK, GY, LA, V, W	<input type="checkbox"/> TRSGF15__		
			Aspire duplex GFCI	AW, DS, SG, WS	<input type="checkbox"/> 9566TR__		
			Hospital grade duplex GFCI, back & side wire	B, BK, GY, LA, RD, V, W	<input type="checkbox"/> TRSGFH15__		
20	125	5-20R	Duplex GFCI, back & side wire	A, B, BK, GY, LA, RD, V, W	<input type="checkbox"/> TRSGF20__		
			Aspire duplex GFCI	AW, DS, SG, WS	<input type="checkbox"/> 9569TR__		
			Hospital grade duplex GFCI, back & side wire	B, BK, GY, LA, RD, V, W	<input type="checkbox"/> TRSGFH20__		




Hospital grade receptacles

Product description

2-pole, 3-wire grounding
15A, 125V/AC; 20A, 125V/AC

Hospital grade tamper resistant receptacles



Rating			Description	Color suffix	Catalog no.			
A	V/AC	NEMA						
15	125	5-15R	Duplex receptacle, back & side wire	GY, RD, V, W	<input type="checkbox"/> TR8200__			
20	125	5-20R	Duplex receptacle, back & side wire	B, GY, RD, V, W	<input type="checkbox"/> TR8300__			



TRSGFH15




TR8300

Color ordering information:

For ordering devices, include Catalog no. followed by the Color suffix: A (Almond), B (Brown), BK (Black), GY (Gray), LA (Light Almond), RD (Red), V (Ivory), W (White), AW (Alpine White), DS (Desert Sand), SG (Silver Granite), WS (White Satin)

A	B	BK	GY	LA	RD	V	W
(Almond)	(Brown)	(Black)	(Gray)	(Lt. Almond)	(Red)	(Ivory)	(White)
AW	AW	DS	DS	SG	SG	WS	WS
(Alpine White)	(Alpine White)	(Desert Sand)	(Desert Sand)	(Silver Granite)	(Silver Granite)	(White Satin)	(White Satin)

 ArrowLink option available. Add “MOD” suffix to standard catalog number (example TRSGF15W, TRSGF15WMOD). For ordering information on ArrowLink SPD connectors, see ArrowHart Buyers Guide

 Indicates NAFTA compliant  RoHS compliant  Tamper resistant  Build-to-spec customizable devices

Specification information: Page 9

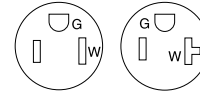
Compliances, specifications and availability are subject to change without notice.

Weather resistant receptacles

Duplex receptacles

Product description

2-pole, 3-wire grounding
 15A, 125V/AC
 20A, 125V/AC



5-15R

5-20R

Design features

- Provide compliance with 2014 NEC® Article 406.9 which states that all 15A and 20A, 125/250 V/AC receptacles installed in wet or damp locations be weather resistant
- High impact-resistant thermoplastic face and back body eliminates breakage
- Patented built-in wire stripper for #14 and #12 AWG wire to speed installation
- Push-in terminals accept #14 AWG solid wire for quick installation
- Patented built-in wire looper for pre-looping
- Double-wipe ground contacts ensure long-term ground retention
- Side wire terminals accept up to #10 AWG solid wire



WRBR15




WRSGF15

Commercial grade weather resistant receptacles



Rating							
A	V/AC	NEMA	Description	Color suffix	Catalog no.		
15	125	5-15R	Duplex receptacle, back & side wire	B, V, W	<input type="checkbox"/> WRBR15__	•	•
20	125	5-20R	Duplex receptacle, back & side wire	B, V, W	<input type="checkbox"/> WRBR20__	•	•

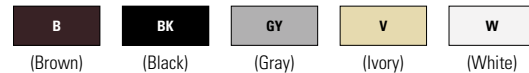
Weather resistant self-test GFCI receptacles



Rating							
A	V/AC	NEMA	Description	Color suffix	Catalog no.		
15	125	5-15R	Duplex GFCI, back & side wire	B, GY, V, W	<input type="checkbox"/> WRSGF15__	•	➔
20	125	5-20R	Duplex GFCI, back & side wire	B, BK, GY, V, W	<input type="checkbox"/> WRSGF20__	•	

Color ordering information:

For ordering devices, include Catalog no. followed by the Color suffix: B (Brown), BK (Black), GY (Gray), V (Ivory), W (White)



➔ ArrowLink option available. Add "MOD" suffix to standard catalog number (example WRSGF15W, WRSGF20WMOD). For ordering information on ArrowLink SPD connectors, see ArrowHart Buyers Guide

- Build-to-spec customizable devices
- RoHS compliant
- Indicates NAFTA compliant
- Tamper resistant
- Weather resistant
- Tamper & weather resistant

Specification information: Page 10

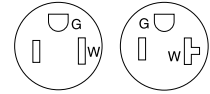
Compliances, specifications and availability are subject to change without notice.

Tamper & weather resistant receptacles

Duplex receptacles

Product description

2-pole, 3-wire grounding
15A, 125V/AC
20A, 125V/AC



5-15R

5-20R



TWR270



TWRSGF20

Design features

- Tamper and weather resistant receptacles provide both tamper resistant safety and ensure weather resistance in wet and damp outdoor locations
- High impact-resistant thermoplastic face and back body eliminates breakage
- Patented built-in wire stripper for #14 and #12 AWG wire to speed installation
- Push-in terminals accept #14 AWG solid wire for quick installation
- Patented built-in wire looper for pre-looping
- Double-wipe ground contacts ensure long-term ground retention
- Side wire terminals accept up to #10 AWG solid wire




Residential grade tamper & weather resistant receptacles



Rating									
A	V/AC	NEMA	Description	Color suffix	Catalog no.				
15	125	5-15R	Duplex receptacle, side & push wire	GY, LA, V, W	□ TWR270__				

cULus Listed to UL498, file no. E15058; NOM certified

Commercial grade tamper & weather resistant receptacles



Rating									
A	V/AC	NEMA	Description	Color suffix	Catalog no.				
15	125	5-15R	Duplex receptacle, back & side wire	B, GY, V, W	□ TWRBR15__				
20	125	5-20R	Duplex receptacle, back & side wire	B, V, W	□ TWRBR20__				

Tamper & weather resistant self-test GFCI receptacles



Rating									
A	V/AC	NEMA	Description	Color suffix	Catalog no.				
15	125	5-15R	Duplex GFCI, back & side wire	B, GY, LA, V, W	□ TWRSGF15__				
20	125	5-20R	Duplex GFCI, back & side wire	B, GY, LA, V, W	□ TWRSGF20__				

Includes standard size unbreakable wallplate unless otherwise noted
Consult factory customer service representative for additional packaging options

Color ordering information:

For ordering devices, include Catalog no. followed by the Color suffix: B (Brown), GY (Gray), LA (Light Almond), V (Ivory), W (White)

B	GY	LA	V	W
(Brown)	(Gray)	(Lt. Almond)	(Ivory)	(White)

➡ ArrowLink option available. Add "MOD" suffix to standard catalog number (example TWRSGF15W, TWRSGF15WMOD). For ordering information on ArrowLink SPD connectors, see ArrowHart Buyers Guide

🏠 Build-to-spec customizable devices

♻️ RoHS compliant

🇺🇸 Indicates NAFTA compliant

🔒 Tamper resistant

🌿 Weather resistant

🔧 Tamper & weather resistant

Specification information: Page 11

Compliances, specifications and availability are subject to change without notice.

Tamper resistant receptacles specification & performance data

Tamper resistant receptacles

Product description

2-pole, 3-wire grounding
15A, 125V/AC; 20A, 125V/AC
NEMA 5-15, 5-20

Device type	Residential grade tamper resistant duplex & single receptacles TR270, TR1107, 9500TR series	Commercial grade tamper resistant duplex & single receptacles TR817, TR1877, TRBR, TR6200, TR6300 series
Wiring type	Back & side wire: 9508TR, 9510TR Push & side wire: TR270, TR1107, 9505TR, 9507TR	Back & side wire: TRBR, TR6200, TR6300 Side wire: TR817, TR1877
Testing & code compliance	<ul style="list-style-type: none"> cULus Listed to UL498, file no. E15058 cUL Certified to CSA C22.2, no. 42 NOM/ANSI certified 	<ul style="list-style-type: none"> cULus Listed to UL498, file no. E15058 UL verified to Fed Spec WC-596G (TRBR), WC-596/12-1 (TR6200, TR6300) NOM/ANSI certified; NOM listed (TRBR)
Environmental specifications	<p>Flammability: Meets UL94 requirements; TR1107, TR270, 9505TR: V2 rated; 9507TR, 9508TR: V2 rated</p> <p>Temperature rating: TR1107, TR270, 9505TR: -20°C to 60°C (-4°F to 140°F); 9507TR, 9508TR, 9510TR: -20°C to 70°C (-4°F to 158°F)</p>	<p>Flammability: Meets UL94 requirements; V2 rated</p> <p>Temperature rating: -20°C to 70°C (-4°F to 158°F); -20°C to 60°C (-4°F to 140°F) (TRBR)</p>
Electrical specifications	<p>Dielectric voltage: Withstands 2000V per UL498</p> <p>Current interrupting: Yes, at full-rated current</p> <p>Temperature rise: max. 30°C (86°F) after 100 cycles of overload @ 150% of rated current (DC)</p>	<p>Dielectric voltage: Withstands 2000V per UL498</p> <p>Current interrupting: Yes, at full-rated current</p> <p>Temperature rise: Max. 30°C (86°F) after 250 cycles of overload @ 200% of rated current (DC); Max. 30°C (86°F) after 100 cycles of overload @ 150% of rated current (DC) (TR817, TR1877)</p>
Mechanical specifications	<p>Terminal accommodation: #14 - #10 AWG</p> <p>Voltage ratings: Permanently marked on device</p>	<p>Terminal accommodation: #14 - #10 AWG</p> <p>Voltage ratings: Permanently marked on device</p>
Materials	<p>Top housing: TR1107, TR270, 9505TR: PVC; 9507TR, 9508TR: nylon; 9510TR: Nylon</p> <p>Bottom housing: TR1107, TR270, 9505TR: PVC; 9507TR, 9508TR: PVC; 9510TR: PVC</p> <p>Strap: 0.040" thick galvanized steel: TR1107, TR270, 9505TR; Nickel plated steel: 9507TR, 9508TR, 9510TR</p> <p>Line contacts: Brass alloy</p> <p>Terminal & ground screws: Brass/nickel plated steel</p> <p>Terminal clamps: Brass-plated steel: 9507TR, 9508TR; steel: 9510TR</p> <p>Tamper resistant shutters: Reliable Delrin® shutter assembly</p>	<p>Top housing: PVC</p> <p>Bottom housing: PVC</p> <p>Strap: 0.040" thick galvanized steel; 0.050" thick galvanized steel (TR6200, TR6300)</p> <p>Line contacts: 0.037" thick triple wipe brass (TR6200, TR6300); 0.031" thick brass (TRBR); 0.030" thick triple wipe brass (TR817, TR1877)</p> <p>Terminal & ground screws: #8 -32 brass neutral screw nickel plated; Ground: #8-32 brass, green</p> <p>Terminal clamps: Steel</p> <p>Tamper resistant shutters: Reliable Delrin® shutter assembly</p>

Delrin® is a registered trademark of E. I. du Pont de Nemours

Compliances, specifications and availability are subject to change without notice.

Tamper resistant receptacles specification & performance data

Tamper resistant receptacles

Product description

2-pole, 3-wire grounding
15A, 125V/AC; 20A, 125V/AC
NEMA 5-15, 5-20

Device type	Specification grade tamper resistant duplex GFCI receptacles 15A & 20A TRSGF, TRSGFH (Hospital grade), 9506TR series	Hospital grade tamper resistant duplex receptacles TR8200, TR8300 series
Wiring type	Back & side wire	Back & side wire
Testing & code compliance	<ul style="list-style-type: none"> cULus Listed to UL498 and UL943, file no. E60120 Meets all UL943 (GFCI), UL498 (Receptacles), UL498 Hospital grade and applicable CSA requirements NOMcertified 	<ul style="list-style-type: none"> Listed to UL498, file no. E1505 UL verified to Fed. Spec. WC596-G NOM certified
Environmental specifications	Flammability: Meets UL94 requirements; V2 rated Temperature rating: -35°C to 66°C (-31°F to 150.8°F)	Flammability: Meets UL94 requirements; V2 rated Temperature rating: -20°C to 90°C (-4°F to 194°F)
Electrical specifications	Dielectric voltage: Withstands 2000V per UL498 Current interrupting: Yes, at full-rated current Temperature rise: max. 30°C (86°F) after 100 cycles of overload @ 150% of rated current (DC)	Dielectric voltage: Withstands 2000V per UL498 Current interrupting: Yes, at full-rated current Temperature rise: Max. 30°C (86°F) after 250 cycles of overload @ 200% of rated current (DC)
Mechanical specifications	Terminal accommodation: #14 - #10 AWG Voltage ratings: Permanently marked on device	Terminal accommodation: #14 - #10 AWG Voltage ratings: Permanently marked on device
Materials	Top housing: Nylon (TRSGFH), polypropylene (TRSGF) Bottom housing: PVC (TRSGF), polycarbonate (TRSGFH) Strap: 0.040" thick steel, zinc plated (TRSGF), 0.047" thick steel, zinc plated (TRSGFH) Line contacts: 0.030" thick brass Terminal & ground screws: Brass/nickel plated steel Terminal clamps: Plated steel Tamper resistant shutters: Reliable Delrin® shutter assembly	Top housing: Nylon Bottom housing: PVC Strap: 0.05" thick steel, zinc plated Line contacts: 0.037" thick triple-wipe brass Terminal & ground screws: #8-32 steel, neutral screw nickel plated Ground: #8-32 steel, green Terminal clamps: N/A Tamper resistant shutters: Reliable Delrin® shutter assembly



Delrin® is a registered trademark of E. I. du Pont de Nemours

Weather resistant receptacles specification & performance data

Weather resistant receptacles

Product description

2-pole, 3-wire grounding
15A, 125V/AC; 20A, 125V/AC
NEMA 5-15, 5-20

Device type	Commercial grade weather resistant duplex receptacles WRBR series 	Specification grade weather resistant duplex GFCI receptacles WRSGF series 
Wiring type	Back & side wire	Back & side wire
Testing & code compliance	<ul style="list-style-type: none"> cULus Listed to UL498, file no. E15058 UL verified to Fed. Spec. WC596-G NOM/ANSI certified 	<ul style="list-style-type: none"> cULus Listed to UL498, file no. E60120 Meets all UL943 (GFCI) and UL498 (receptacles) requirements NOM certified
Environmental specifications	<p>Flammability: Meets UL94 requirements; V2 rated</p> <p>Temperature rating: -20°C to 70°C (-4°F to 158°F)</p>	<p>Flammability: Meets UL94 requirements; V2 rated</p> <p>Temperature rating: -35°C to 66°C (-31°F to 150.8°F)</p>
Electrical specifications	<p>Dielectric voltage: Withstands 2000V per UL498</p> <p>Current interrupting: Yes, at full-rated current</p> <p>Temperature rise: Max. 30°C (86°F) after 250 cycles of overload @ 200% of rated current (DC)</p>	<p>Dielectric voltage: Withstands 2000V per UL498</p> <p>Current interrupting: Yes, at full-rated current</p> <p>Temperature rise: Max. 30°C (86°F) after 100 cycles of overload @ 150% of rated current (DC)</p>
Mechanical specifications	<p>Terminal accommodation: #14 - #10 AWG</p> <p>Voltage ratings: Permanently marked on device</p>	<p>Terminal accommodation: #14 - #10 AWG</p> <p>Voltage ratings: Permanently marked on device</p>
Materials	<p>Top housing: Nylon</p> <p>Bottom housing: PVC</p> <p>Strap: 0.050" thick steel, nickel plated</p> <p>Line contacts: 0.03" thick triple wipe brass</p> <p>Terminal & ground screws: #8-32 brass, neutral screw nickel plated, Ground: #8-32 brass, green</p> <p>Terminal clamps: Nickel plated steel</p>	<p>Top housing: Nylon</p> <p>Bottom housing: PVC</p> <p>Strap: 0.040" thick steel, nickel plated</p> <p>Line contacts: 0.030" thick brass</p> <p>Terminal & ground screws: Brass/nickel plated stainless steel, Ground: Stainless steel</p> <p>Terminal clamps: Nickel plated steel</p>

Compliances, specifications and availability are subject to change without notice.

Tamper & weather resistant receptacles specification & performance data

Tamper & weather resistant GFCI receptacles

Product description

2-pole, 3-wire grounding
15A, 125V/AC; 20A, 125V/AC
NEMA 5-15, 5-20

Device type	Residential grade tamper & weather resistant duplex receptacles TWR270 series	Commercial grade tamper & weather resistant duplex receptacles TWRBR series
Wiring type	Push & side wire	Back & side wire
Testing & code compliance	<ul style="list-style-type: none"> cULus Listed to UL498 cUL Certified to CSA C22.2, no. 42 NOM/ANSI certified 	<ul style="list-style-type: none"> cULus Listed to UL498, file no. E15058 UL verified to Fed. Spec. WC596-G NOM/ANSI certified
Environmental specifications	Flammability: Meets UL94 requirements; V0 rated Temperature rating: -20°C to 60°C (-4°F to 140°F)	Flammability: Meets UL94 requirements; V2 rated Temperature rating: -20°C to 70°C (-4°F to 158°F)
Electrical specifications	Dielectric voltage: Withstands 2000V per UL498 Current interrupting: Yes, at full-rated current Temperature rise: max. 30°C (86°F) after 100 cycles of overload @ 150% of rated current (DC)	Dielectric voltage: Withstands 2000V per UL498 Current interrupting: Yes, at full-rated current Temperature rise: Max. 30°C (86°F) after 250 cycles of overload @ 200% of rated current (DC)
Mechanical specifications	Terminal accommodation: #14 - #10 AWG Voltage ratings: Permanently marked on device	Terminal accommodation: #14 - #10 AWG Voltage ratings: Permanently marked on device
Materials	Top housing: Thermoplastic, PVC Bottom housing: Thermoplastic, PVC Strap: Nickel plated steel Line contacts: Brass alloy Terminal & ground screws: Brass/nickel plated stainless steel Terminal clamps: N/A	Top housing: Nylon Bottom housing: Nylon Strap: 0.050" thick steel, nickel plated Line contacts: 0.03" thick triple wipe brass Terminal & ground screws: #8-32 brass, neutral screw nickel plated, Ground: #8-32 brass, green Terminal clamps: Nickel plated steel

Device type	Specification grade tamper & weather resistant duplex GFCI receptacles TWRSGF series
Wiring type	Back & side wire
Testing & code compliance	<ul style="list-style-type: none"> cULus Listed to UL498 and UL943, file no. E60120 Meets all UL943 (GFCI), UL498 (receptacles) and applicable CSA requirements NOM certified
Environmental specifications	Flammability: Meets UL94 requirements; V2 rated Temperature rating: -35°C to 66°C (-31°F to 150.8°F)
Electrical specifications	Dielectric voltage: Withstands 2000V per UL498 Current interrupting: Yes, at full-rated current Temperature rise: max. 30°C (86°F) after 100 cycles of overload @ 150% of rated current (DC)
Mechanical specifications	Terminal accommodation: #14 - #10 AWG Voltage ratings: Permanently marked on device
Materials	Top housing: Nylon Bottom housing: PVC Strap: 0.040" thick steel, nickel plated Line contacts: 0.030" thick brass Terminal & ground screws: Terminal: N/A; Ground: stainless steel Terminal clamps: Nickel plated steel

Compliances, specifications and availability are subject to change without notice.

Visit our website:
www.Eaton.com/wiringdevices

Electrical Sector
203 Cooper Circle
Peachtree City, GA 30269
United States
Eaton.com
Eaton.com/wiringdevices

Electrical Sector
Canada Operations
5925 McLaughlin Road
Mississauga, Ontario, L5R 1B8
Canada
EatonCanada.ca
Eaton.com/wiringdevices

Electrical Sector
Mexico Operations
Carr. Tlalnepantla -
Cuautitlán Km 17.8 s/n
Col. Villa Jardín esq.
Cerrada 8 de Mayo
Cuautitlán, México CP 54800
México
Eaton.mx
Eaton.com/wiringdevices

Eaton
1000 Eaton Boulevard
Cleveland, OH 44122
United States
Eaton.com

© 2016 Eaton
All Rights Reserved
Printed in USA
Publication No. BR610006EN
January 2016

Eaton is a registered trademark.
All other trademarks are property
of their respective owners.