

# TABLE OF CONTENTS

<b>Flashing &amp; Exterior Trim</b>	<b>Construction Hardware</b>
Z Flashing ..... 1	Rod Chairs ..... 25
Drip Cap ..... 2	Wall Tie ..... 25
Head Flashing ..... 2	H-Molding ..... 25
Window Flashing ..... 2	Siding Corners ..... 26
Angle Flashing ..... 3	Siding Joint Covers ..... 26
Turnback Angle Flashing 4	Siding Starter Strip ..... 26
120° Flashing ..... 4	
Step Flashing ..... 5	<b>Drywall Accessories</b>
Flat Flashing ..... 6	Corner Bead ..... 27
Apron Flashing ..... 7	Bullnose Corner Bead .... 27
Counter Flashing ..... 7	Vinyl Corner Bead ..... 29
Dormer Flashing ..... 7	
	<b>Stucco &amp; Plaster</b>
<b>Valley Flashings</b>	Diamond Mesh Lath ..... 28
Formed Valley ..... 8	
Rolled Valley ..... 9	<b>Safety Equipment</b>
	Roof Top Safety Kits ..... 28
<b>Roof Edge</b>	Roof Brackets ..... 28
Style "A" Galvanized ..... 14	
Style "A" Painted ..... 15	<b>Metal Roofing Products</b>
Style "A" Painted Embossed 16	Corrugated ..... 29
Style "A" Aluminum ..... 16	5V Crimp ..... 29
Style "G" Unhemmed ..... 17	SM Rib ..... 29
Gutter Apron ..... 17	Ridge Roll ..... 30
Eave Drip Style "D" ..... 18	Accessories ..... 30
Style "D" Long DL ..... 19	Colors ..... 31
Eave Drip Galvanized ..... 20	
Gravel Guard ..... 21	
Modified Roof Edge ..... 21	
<b>Concrete &amp; Masonry</b>	
Pier Caps ..... 22	
<b>Builder Hardware</b>	
Mobile Home Skirting .... 22	
Pipe Boots & Flashings ... 23	
<b>Ventilation</b>	
Gable Louvers - Rect. .... 24	
<b>Delivery</b>	
Normal delivery for products shown in this catalog is 5-7 working days.	



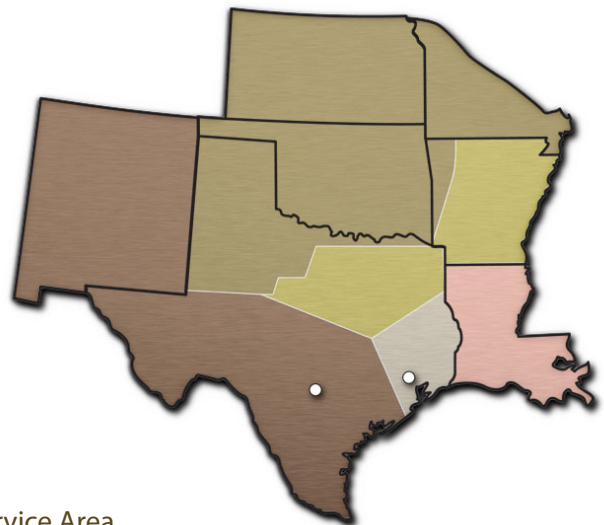
## Quality Assurance

Good sheet metal practices demand that trim and flashing products be accurate and consistently manufactured to precision tolerances. We are committed to the highest in Total Product Quality by employing the latest in roll forming technology; producing products as efficiently as possible.

## Custom Products

Dot Metal Products offers a broad line of metals with varied thickness and finish specifications. Special orders are available. Please contact your Dot representative for assistance and pricing for special order fabrications.

Tech Support & Customer Service: Mon.-Fri. (8 - 5) at 800-330-8409



## Service Area

Texas, New Mexico, Kansas, Oklahoma, Missouri, Arkansas, Louisiana

## Dot Metal Products

18757 Bracken Drive, San Antonio, TX 78266 • Phone: 800-331-9966 • Phone: 210-651-6331 • Fax: 210-651-0657  
 14418 Smith Road, Humble, TX 77396 • Phone: 800-372-9100 • Phone: 281-590-2266 • Fax: 281-590-2278



# Z FLASHING

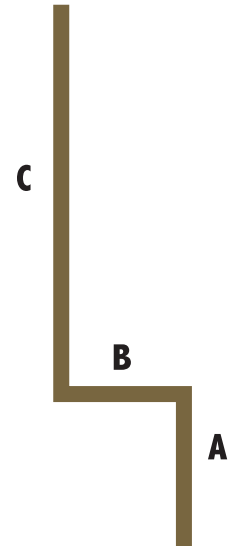
Design Features: Protects top edge of siding sheets from water infiltration.

Material: Galvanized Steel

Footnotes: 10' length, Various bundle/pallet quantities

## "Z" BARFLASHING

Item #	Description	A x B x C	Pack
17833	Z FLASH GZ HT	3/8" X 3/4" X 1-7/8"	50
17837	Z FLASH GZ HT	5/8" X 3/8" X 2"	50
97687	Z FLASH GZ HT	3/8" X 5/8" X 2"	50
02105	Z FLASH GZ ST	1/2" X 1/2" X 1"	25
02103	Z FLASH GZ ST	1/2" X 3/8" X 1-1/8"	25
02113	Z FLASH GZ ST	1/2" X 3/8" X 2-1/8"	25
17845	Z FLASH GZ ST	1/2" X 5/8" X 7/8"	50
02117	Z FLASH GZ ST	1/2" X 5/8" X 1-7/8"	25
02109	Z FLASH GZ ST	1/2" X 7/16" X 1-1/16"	50
02119	Z FLASH GZ ST	1/2" X 7/16" X 2-1/16"	50
02121	Z FLASH GZ ST	1/2" X 3/4" X 1-3/4"	50
02111	Z FLASH GZ ST	1/2" X 3/4" X 3/4"	25
02116	Z FLASH GZ ST	1/2" X 1-1/4" X 1-1/4"	25
05083	Z FLASH GZ ST	1/2" X 1-1/4" X 2-1/4"	25
02125	Z FLASH GZ ST	1/2" X 1-1/2" X 2"	25



## CODES

- GZ** Galvanized
- GM** Galvalume®
- ST** Standard Gauge
- HT** Econo Gauge Steel
- EC** Econo Gauge Aluminum
- AL** Aluminum
- EMB** Embossed (Woodgrain)



# DRIP CAP - HEAD FLASHING

Design Features: Protects top edge of doors & windows from water infiltration.

Material: Galvanized, Painted, Steel, Aluminum

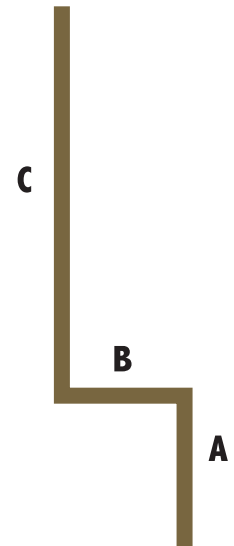
Footnotes: 10' length, Various bundle/pallet quantities

## DRIP CAP

Item	Description	A x B x C	Pack
90010	DRIP CAP GZ ST 1/4" X 1" X 1-3/4"		50
90017	DRIP CAP GZ ST 1/4" X 1-1/4" X 1-1/2"		50
10133-1B	DRIP CAP GZ ST 1/4" X 1-3/8" X 1-3/8"		50
10112-1B	DRIP CAP GZ ST 1/4" X 1-1/2" X 1-1/4"		50
90019B	DRIP CAP GZ ST 1/4" X 1 3/4" X 1"		50

## HEADFLASHING

02095	HEAD FLASH GZ ST 1/4" X 1-1/2" X 2-1/4"	25
02101	HEAD FLASH GZ ST 1/4" X 2" X 1-3/4"	25



## WINDOWFLASHING

91030	WINDOW FLASH GZ ST 1/2" X 1-1/2" X 6"	25
04016	WINDOW FLASH GZ ST 1/2" X 3-1/2" X 2-1/2"	25
19801	WINDOW FLASH GZ ST 3" X 1-1/2" X 1/2"	25

## CODES

<b>GZ</b>	Galvanized
<b>GM</b>	Galvalume®
<b>ST</b>	Standard Gauge
<b>HT</b>	Econo Gauge Steel
<b>EC</b>	Econo Gauge Aluminum
<b>AL</b>	Aluminum
<b>EMB</b>	Embossed (Woodgrain)



# ANGLE FLASHING

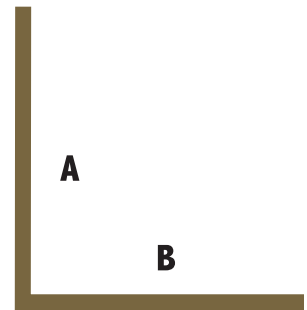
Design Features: Protects against leaks at end wall, sidewall, & tile pan rooftop applications.

Material: Galvanized Steel

Footnotes: 10' length, Various bundle/pallet quantities

## 90DEGREEANGLEFLASHING

Item	Description	A x B x C	Pack
08398	ANGLE FLASH GZ ST	4" X 4" WWOOD	25
02027	ANGLE FLASH GZ ST	3" X 3"	25
02029	ANGLE FLASH GZ ST	3" X 5"	25
02031	ANGLE FLASH GZ ST	4" X 4"	25
02033	ANGLE FLASH GZ ST	4" X 5"	25
02035	ANGLE FLASH GZ ST	5" X 5"	25
02041	ANGLE FLASH GZ ST	6" X 6"	25
02028	ANGLE FLASH GZ 26	3" X 3"	25
02044	ANGLE FLASH GZ 26	4" X 4"	25



## CODES

- GZ** Galvanized
- GM** Galvalume®
- ST** Standard Gauge
- HT** Econo Gauge Steel
- EC** Econo Gauge Aluminum
- AL** Aluminum
- EMB** Embossed (Woodgrain)

# ANGLEFLASHING

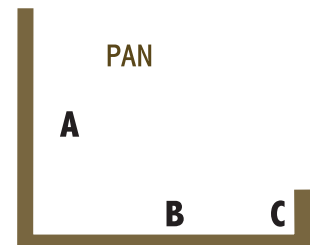
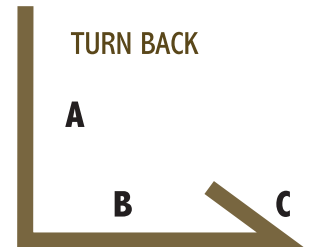
Design Features: Protects against leaks at end wall, sidewall, & tile pan roof top applications.

Material: Galvanized Steel

Footnotes: 10' length, Various bundle/pallet quantities

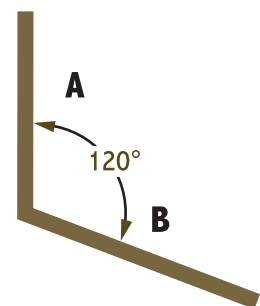
## TURNBACKFLASHING-GALVANIZED

Item	Description	A x B x C	Pack
10176	TURNBACK FLASH GZ HT	4" X 5" X 1/2"	20
02053	TURNBACK FLASH GZ ST	4" X 4" X 1/2"	20
02555	TURNBACK FLASH GZ ST	4" X 4 1/2" X 1/2"	20
02061	TURNBACK FLASH GZ ST	6" X 5 1/2" X 1/2"	20
02063	TURNBACK FLASH GZ ST	6" X 6" X 1/2"	20
02022	TURNBACK FLASH GZ ST	6" X 11 1/2" X 1/2"	20
91010	TURNBACK FLASH GZ ST	10" X 10" X 1/2"	20
02023	TURNBACK FLASH GZ	285" X 4 1/2" X 1/2"	20
07503	TURNBACK FLASH GZ	264" X 4" X 1/2"	20
07504	TURNBACK FLASH GZ	265" X 4 1/2" X 1/2"	20



## 120DEGREEFLASHING-GALVANIZED

02154	ANGLE FLASH GZ ST	4" X 5" 120 DEGREE	25
-------	-------------------	--------------------	----





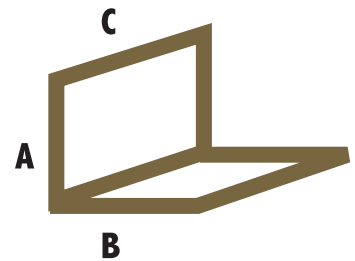
# STEP FLASHING

Design Features: Separate pieces of Step Flashing are installed as each course of shingles are applied.

This step application allows for all fasteners to be concealed.

Material: Aluminum and Galvanized Steel • Pallet quantities vary  
**STEPFLASHINGSHINGLES-GALVANIZED**

Item	Description	A x B x C	Pack
12020	SHINGLE STEP GZ HT	4" X 4" X 8" (BOXED)	100
12018	SHINGLE STEP GZ ST	4" X 4" X 8" (BANDED)	100
01784	SHINGLE STEP GZ ST	4" X 6" X 14"	50
11992	SHINGLE STEP GZ ST	5" X 5" X 7"	100
01779	SHINGLE STEP GZ ST	6" X 6" X 10"	50



## STEPFLASHINGSHINGLES-GALVANIZEDPAINTED

01789	SHINGLE STEP GZ ST	4" X 4" X 8" BRN	100
08374	SHINGLE STEP GZ ST	4" X 4" X 8" WWOOD	100
04246	SHINGLE STEP GZ ST	4" X 6" X 14" WWOOD	50



## CODES

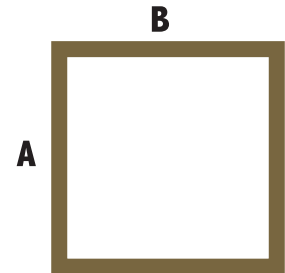
<b>GZ</b>	Galvanized
<b>GM</b>	Galvalume®
<b>ST</b>	Standard Gauge
<b>HT</b>	Econo Gauge Steel
<b>EC</b>	Econo Gauge Aluminum
<b>AL</b>	Aluminum
<b>EMB</b>	Embossed (Woodgrain)



# FLATFLASHING

## FLATFLASHINGSHINGLES-GALVANIZED


Item	Description	A x B	Pack
90000	SHINGLE FLAT GZ ST	5" X 7" BOXED	100
01757	SHINGLE FLAT GZ ST	5" X 7" BANDED	100
01762	SHINGLE FLAT GZ ST	7" X 8"	100
01764	SHINGLE FLAT GZ ST	8" X 8" BANDED	100



## FLAT FLASHING SHINGLES - GALVANIZED PAINTED

10436-1	SHINGLE FLAT GZ ST	6" X 8" BLACK	100
10405-1	SHINGLE FLAT GZ ST	6" X 8" WWOOD	100
08377	SHINGLE FLAT GZ ST	8" X 8" ALMOND/BLACK	100
08372	SHINGLE FLAT GZ ST	8" X 8" BRN/WWOOD	100
08380	SHINGLE FLAT GZ ST	8" X 14" BRN/WWOOD	50
01040	SHINGLE FLAT GZ ST	9" X 12" BRN/WWOOD	50

### FLASHING & TRIM COLORS



### CODES

<b>GZ</b>	Galvanized
<b>GM</b>	Galvalume®
<b>ST</b>	Standard Gauge
<b>HT</b>	Econo Gauge Steel
<b>EC</b>	Econo Gauge Aluminum
<b>AL</b>	Aluminum
<b>EMB</b>	Embossed (Woodgrain)



# APRON/DORMER FLASHING

Design Features: Protects roofing from water damage; wall to roof connections typically beneath a dormer.

Material: Galvanized Steel

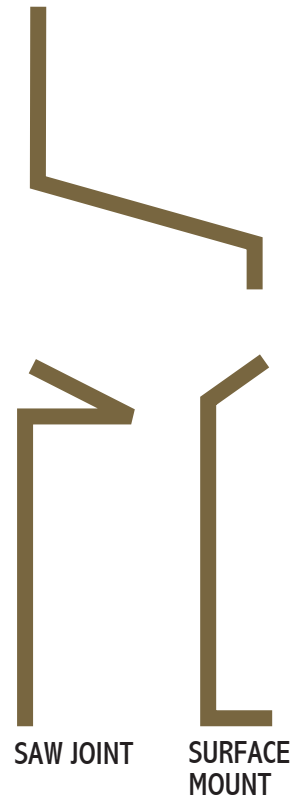
Footnote: Pallet quantities vary , 10' Lengths

## APRON FLASHING/GALVANIZED

Item	Description	Pack
11889	APRON FLASHING GZ 26 7-1/2"	20

## COUNTERFLASHING/GALVANIZED

03446	COUNTER FLASHING GZ 26 5" SURFACE MOUNT	25
02075	COUNTER FLASHING GZ ST 6" SAW-JOINT	25
03339	COUNTER FLASHING GZ ST 6" SAW-JOINT	25
08400	COUNTER FLASHING GZ ST 6" SAW-JOINT BLACK	25
08386	COUNTER FLASHING GZ ST 6" SAW-JOINT BROWN	25
08387	COUNTER FLASHING GZ ST 6" SAW-JOINT WWOOD	25



# DORMER FLASHING

Design Features: Directs rain water run-off away from entrances and other structures.

Material: Galvanized Steel, Aluminum

Footnote: 10' Lengths

## WATER DIVERTER

02067	WATER DIVERTER GZ ST 6"	02
-------	-------------------------	----








# FORMED VALLEY

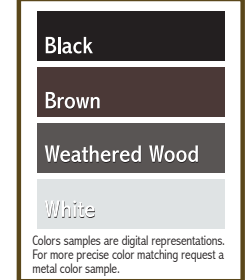
Design Features: Protects roof valleys from water infiltration.  
 Footnotes: W-Valley, V-Valley and specialty Valley available. 10'  
 Lengths

## FORMED VALLEY

Item	Description	Size	Pack
01543	VALLEY "W" GZ ST	18"	10
14907	VALLEY "W" GZ ST	18" OPEN HEM	10
01428	VALLEY "W" GZ ST	18" OPEN HEM BROWN	10
01735	VALLEY "W" GZ ST	18" OPEN HEM WWOOD	10
01547	VALLEY "W" GZ ST	20"	10
10464-1	VALLEY "W" GZ ST	20" BLACK	10
01565	VALLEY "W" GZ ST	20" BROWN	10
01566	VALLEY "W" GZ ST	20" WWOOD	10
01551	VALLEY "W" GZ ST	24"	10
05180	VALLEY "W" GZ ST	24" BLACK	10
01567	VALLEY "W" GZ ST	24" BROWN	10
01552	VALLEY "W" GZ ST	24" WWOOD	10
01397	VALLEY "W" GZ 28	20" BROWN	10
01396	VALLEY "W" GZ 28	20" WWOOD	10
01550	VALLEY "W" GZ 26	18"	10
14868	VALLEY "W" GZ 26	18" OPEN HEM	10
01555	VALLEY "W" GZ 26	20"	10
01559	VALLEY "W" GZ 26	24"	10
01755	VALLEY "W" GZ 26	24" WWOOD	10
12032	VALLEY "V" GZ 26	15" OPEN HEM	10
12037	VALLEY "V" GZ 26	18" OPEN HEM	10



### FLASHING & TRIM COLORS



### CODES

<b>GZ</b>	Galvanized
<b>GM</b>	Galvalume®
<b>ST</b>	Standard Gauge
<b>HT</b>	Econo Gauge Steel
<b>EC</b>	Econo Gauge Aluminum
<b>AL</b>	Aluminum
<b>EMB</b>	Embossed (Woodgrain)



# ROLLED VALLEY

## ROLLED VALLEY - GALVANIZED - ECONOMY GA. - 10'

Item	Description		Pack
17472	VALLEY ROLL GZ HT	6" X 10'	200
17404	VALLEY ROLL GZ HT	10" X 10'	150
17420	VALLEY ROLL GZ HT	14" X 10'	100
17439	VALLEY ROLL GZ HT	20" X 10'	100

## ROLLED VALLEY - GALVANIZED - ECONOMY GA. - 25'

17482	VALLEY ROLL GZ HT	8" X 25'	100
17406	VALLEY ROLL GZ HT	10" X 25'	75
17415	VALLEY ROLL GZ HT	12" X 25'	75
17422	VALLEY ROLL GZ HT	14" X 25'	75
01621	VALLEY ROLL GZ HT	16" X 25'	50
17441	VALLEY ROLL GZ HT	20" X 25'	50
01627	VALLEY ROLL GZ HT	24" X 25'	50



## CODES

<b>GZ</b>	Galvanized
<b>GM</b>	Galvalume®
<b>ST</b>	Standard Gauge
<b>HT</b>	Econo Gauge Steel
<b>EC</b>	Econo Gauge Aluminum
<b>AL</b>	Aluminum
<b>EMB</b>	Embossed (Woodgrain)



# ROLLED VALLEY

## VALLEYROLL-GALVANIZED-ECONOMYGA.-50'

Item	Description		Pack
17465	VALLEY ROLL GZ HT	4" X 50'	100
17479	VALLEY ROLL GZ HT	8" X 50'	100
17403	VALLEY ROLL GZ HT	10" X 50'	75
17412	VALLEY ROLL GZ HT	12" X 50'	75
17419	VALLEY ROLL GZ HT	14" X 50'	75
01704	VALLEY ROLL GZ HT	16" X 50'	50
01706	VALLEY ROLL GZ HT	18" X 50'	50
17438	VALLEY ROLL GZ HT	20" X 50'	25
17446	VALLEY ROLL GZ HT	24" X 50'	25
01714	VALLEY ROLL GZ HT	36" X 50'	25



## VALLEYROLL-GALVANIZED-STANDARDGA.-50'

01644	VALLEY ROLL GZ ST	12" X 50'	75
17435	VALLEY ROLL GZ ST	20" X 50'	25
17442	VALLEY ROLL GZ ST	24" X 50'	25
17458	VALLEY ROLL GZ ST	36" X 50'	25

## CODES

<b>GZ</b>	Galvanized
<b>GM</b>	Galvalume®
<b>ST</b>	Standard Gauge
<b>HT</b>	Econo Gauge Steel
<b>EC</b>	Econo Gauge Aluminum
<b>AL</b>	Aluminum
<b>EMB</b>	Embossed (Woodgrain)



# ROLLED VALLEY

## VALLEY ROLL - PAINTED - STANDARD GA. - 50'

Item	Description	Pack
10345-1	VALLEY ROLL GZ ST 10" X 50' BRN/WWOOD	75
01723	VALLEY ROLL GZ ST 20" X 50' BRN/WWOOD	25



### FLASHING & TRIM COLORS

Almond

Black

Brown

Chesser Gray

Tan

Weathered Wood

White

Colors samples are digital representations. For more precise color matching request a metal color sample.

### CODES

- GZ** Galvanized
- GM** Galvalume®
- ST** Standard Gauge
- HT** Econo Gauge Steel
- EC** Econo Gauge Aluminum
- AL** Aluminum
- EMB** Embossed (Woodgrain)



# ROLLED VALLEY

## VALLEY ROLL - ALUMINUM - ECONOMY GA. - 10'

Item	Description		Pack
01641	VALLEY ROLL AL EC	6" X 10'	25
17275	VALLEY ROLL AL EC	10" X 10'	25
17306	VALLEY ROLL AL EC	14" X 10'	25
17339	VALLEY ROLL AL EC	20" X 10'	25



## VALLEY ROLL - ALUMINUM - ECONOMY GA. - 25'

RV625A	VALLEY ROLL AL EC	6" X 25'	25
17393	VALLEY ROLL AL EC	8" X 25'	25
01639	VALLEY ROLL AL EC	20" X 25'	25

## VALLEY ROLL - ALUMINUM - ECONOMY GA. - 50'

17387	VALLEY ROLL AL EC	6" X 50'	25
17390	VALLEY ROLL AL EC	8" X 50'	25
17208	VALLEY ROLL AL EC	10" X 50'	25
17290	VALLEY ROLL AL EC	12" X 50'	25
17210	VALLEY ROLL AL EC	14" X 50'	25
17318	VALLEY ROLL AL EC	16" X 50'	25
17332	VALLEY ROLL AL EC	18" X 50'	25
17212	VALLEY ROLL AL EC	20" X 50'	25

## CODES

<b>GZ</b>	Galvanized
<b>GM</b>	Galvalume®
<b>ST</b>	Standard Gauge
<b>HT</b>	Econo Gauge Steel
<b>EC</b>	Econo Gauge Aluminum
<b>AL</b>	Aluminum
<b>EMB</b>	Embossed (Woodgrain)



# ROLLED VALLEY

## VALLEY ROLL - ALUMINUM - PAINTED - STANDARD & 28 GA. / 10'

Item	Description	Pack
17191	VALLEY ROLL AL ST 10" X 10' WHITE/BROWN	25
10375-1	VALLEY ROLL AL ST 20" X 10' WHITE/BROWN	25



### FLASHING & TRIM COLORS

Almond
Black
Brown
Chesser Gray
Tan
Weathered Wood
White

Colors samples are digital representations. For more precise color matching request a metal color sample.

### CODES

<b>GZ</b>	Galvanized
<b>GM</b>	Galvalume®
<b>ST</b>	Standard Gauge
<b>HT</b>	Econo Gauge Steel
<b>EC</b>	Econo Gauge Aluminum
<b>AL</b>	Aluminum
<b>EMB</b>	Embossed (Woodgrain)



# ROOF EDGE STYLE "A"

Design Features: Protects roofing from water damage along entire eave.

Material: Galvanized Steel, Painted Galvanized Steel, & Aluminum

Footnotes: 10' Lengths. Also available in 26 GA Galvalume. Pallet quantities vary.

## STYLE "A" ROOF EDGE / GALVANIZED

Item	Description	Hem	Pack
03333	ROOF EDGE GZ HT 1 1/2" X 1 1/2"	HEM	25
03336	ROOF EDGE GZ HT 1" X 2"	HEM	25
02800	ROOF EDGE GZ ST 1 1/2" X 1 1/2"	HEM	25
02802	ROOF EDGE GZ ST 1" X 2"	HEM	25
02801	ROOF EDGE GZ ST 2" X 2"	HEM	25
01890	ROOF EDGE GZ ST 2" X 3"	NO HEM	25
01892	ROOF EDGE GZ ST 3" X 3"	NO HEM	25
01896	ROOF EDGE GZ ST 4" X 4"	NO HEM	25
RE66G	ROOF EDGE GZ ST 6" X 6"	NO HEM	25
90056	ROOF EDGE GZ 28 2" X 2"	HEM	25
01813	ROOF EDGE GZ 26 1 1/2" X 1 1/2"	HEM	25
01826	ROOF EDGE GZ 26 2" X 2"	HEM	25



## CODES

- GZ** Galvanized
- GM** Galvalume®
- ST** Standard Gauge
- HT** Econo Gauge Steel
- EC** Econo Gauge Aluminum
- AL** Aluminum
- EMB** Embossed (Woodgrain)



# ROOF EDGE STYLE "A"

Design Features: Protects roofing from water damage along entire eave.

Material: Galvanized Steel, Painted Galvanized Steel, & Aluminum


Footnotes: 10' Lengths. Also available in 26 GA Galvalume. Pallet quantities vary.

## STYLE "A" ROOF EDGE - PAINTED STEEL - SMOOTH

Item	Description	Hem	Pack
08341	ROOF EDGE GZ ST 1" X 2" ALMOND	HEM	25
08342	ROOF EDGE GZ ST 1" X 2" BLACK	HEM	25
08343	ROOF EDGE GZ ST 1" X 2" BROWN	HEM	25
08349	ROOF EDGE GZ ST 1" X 2" WHITE	HEM	25
08348	ROOF EDGE GZ ST 1" X 2" WWOOD	HEM	25
08332	ROOF EDGE GZ ST 1 1/2" X 1 1/2" ALMOND	HEM	25
08333	ROOF EDGE GZ ST 1 1/2" X 1 1/2" BLACK	HEM	25
08334	ROOF EDGE GZ ST 1 1/2" X 1 1/2" BROWN	HEM	25
08335	ROOF EDGE GZ ST 1 1/2" X 1 1/2" CHESS. GRAY	HEM	25
08339	ROOF EDGE GZ ST 1 1/2" X 1 1/2" TAN	HEM	25
08331	ROOF EDGE GZ ST 1 1/2" X 1 1/2" WHITE	HEM	25
08330	ROOF EDGE GZ ST 1 1/2" X 1 1/2" WWOOD	HEM	25
08354	ROOF EDGE GZ ST 2" X 2" ALMOND	HEM	25
08355	ROOF EDGE GZ ST 2" X 2" BLACK	HEM	25
08356	ROOF EDGE GZ ST 2" X 2" BROWN	HEM	25
08357	ROOF EDGE GZ ST 2" X 2" CHESS. GRAY	HEM	25
08360	ROOF EDGE GZ ST 2" X 2" TAN	HEM	25
08361	ROOF EDGE GZ ST 2" X 2" WHITE	HEM	25
08353	ROOF EDGE GZ ST 2" X 2" WWOOD	HEM	25
08397	ROOF EDGE GZ ST 3" X 3" WWOOD	NO HEM	25



### FLASHING & TRIM COLORS



### CODES

<b>GZ</b>	Galvanized
<b>GM</b>	Galvalume®
<b>ST</b>	Standard Gauge
<b>HT</b>	Econo Gauge Steel
<b>EC</b>	Econo Gauge Aluminum
<b>AL</b>	Aluminum
<b>EMB</b>	Embossed (Woodgrain)





# ROOF EDGE STYLE "A"


Design Features: Protects roofing from water damage along entire eave.

Material: Galvanized Steel, Painted Galvanized Steel, & Aluminum

Footnotes: 10' Lengths. Also available in 26 GA Galvalume. Pallet quantities vary.

## STYLE "A" ROOF EDGE - PAINTED STEEL WOOD GRAIN EMBOSSED

Item	Description	Pack
08323	ROOF EDGE GZ ST 1" X 2" EMB BROWN	25
08350	ROOF EDGE GZ ST 1" X 2" EMB WHITE	25
08340	ROOF EDGE GZ ST 1" X 2" EMB WWOOD	25
08318	ROOF EDGE GZ ST 1-1/2" X 1-1/2" EMB ALMD	25
08362	ROOF EDGE GZ ST 1-1/2" X 1-1/2" EMB BLACK	25
08319	ROOF EDGE GZ ST 1-1/2" X 1-1/2" EMB BROWN	25
08322	ROOF EDGE GZ ST 1-1/2" X 1-1/2" EMB WHITE	25
08320	ROOF EDGE GZ ST 1-1/2" X 1-1/2" EMB WWOOD	25
08324	ROOF EDGE GZ ST 2" X 2" EMB ALMOND	25
08407	ROOF EDGE GZ ST 2" X 2" EMB BLACK	25
08325	ROOF EDGE GZ ST 2" X 2" EMB BROWN	25
08328	ROOF EDGE GZ ST 2" X 2" EMB WHITE	25
08326	ROOF EDGE GZ ST 2" X 2" EMB WWOOD	25



### FLASHING & TRIM COLORS

Almond
Black
Brown
Chesser Gray
Tan
Weathered Wood
White

Colors samples are digital representations. For more precise color matching request a metal color sample.

## STYLE "A" ROOF EDGE - ALUMINUM

01689	ROOF EDGE AL ST	2" X 2"	WHITE	25
-------	-----------------	---------	-------	----

### CODES

<b>GZ</b>	Galvanized
<b>GM</b>	Galvalume®
<b>ST</b>	Standard Gauge
<b>HT</b>	Econo Gauge Steel
<b>EC</b>	Econo Gauge Aluminum
<b>AL</b>	Aluminum
<b>EMB</b>	Embossed (Woodgrain)



# ROOF EDGE STYLE "G"

Design Features: Unhemmed roof edge that protects roofing from water damage along entire eave.

## STYLE "G" ROOF EDGE

Item	Description	Pack
91012	ROOF EDGE GZ 28 4" STYLE G 2 1/2" FACE	25
01884	ROOF EDGE GZ 26 4" STYLE G 2 1/2" FACE	25
01886	ROOF EDGE GZ ST 6" STYLE G 2" FACE	25



# GUTTER APRON

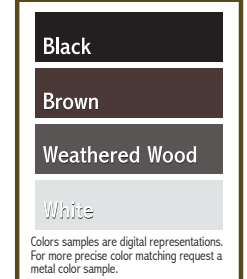
Design Features: 135° inside angle to accommodate steeper roof pitch.

## GUTTER APRON-GALVANIZED

02069	GUTTER APRON GZ ST 960L 2" x 3"	25
08310	GUTTER APRON GZ ST 960L BLACK 2" x 3"	25
08388	GUTTER APRON GZ ST 960L BROWN 2" x 3"	25
08399	GUTTER APRON GZ ST 960L WHITE 2" x 3"	25
08383	GUTTER APRON GZ ST 960L WWOOD 2" x 3"	25



### FLASHING & TRIM COLORS



### CODES

- GZ** Galvanized
- GM** Galvalume®
- ST** Standard Gauge
- HT** Econo Gauge Steel
- EC** Econo Gauge Aluminum
- AL** Aluminum
- EMB** Embossed (Woodgrain)



# EAVE DRIP - STYLE "D"

Design Features: Extended support for shingle at edge of roof.

Material: Galvanized Steel and Aluminum

Footnotes: 10' lengths, other sizes, colors & roof pitches available upon request.

## EAVE DRIP/STYLE "D" TYPE "L" (4" Girth 1" Face)

Item	Description	Pack
11330B	STYLE D TYPE L GZ HT 4" X 1" F	25

## EAVE DRIP/STYLE "D" TYPE "L" (4 1/4" Girth 1" Face)

01841	STYLE D TYPE L GZ HT	25
01840	STYLE D TYPE L GZ ST	25
08363	STYLE D TYPE L GZ ST ALMOND	25
08364	STYLE D TYPE L GZ ST BLACK	25
08365	STYLE D TYPE L GZ ST BROWN	25
08368	STYLE D TYPE L GZ ST TAN	25
08370	STYLE D TYPE L GZ ST WHITE	25
08369	STYLE D TYPE L GZ ST WWOOD	25
08367B	STYLE D TYPE L GZ ST EMB WWOOD	25
02462B	STYLE D TYPE L AL ST BROWN	25
02461B	STYLE D TYPE L AL ST WHITE	25



### FLASHING & TRIM COLORS

Almond
Black
Brown
Chesser Gray
Tan
Weathered Wood
White

Colors samples are digital representations. For more precise color matching request a metal color sample.

### CODES

<b>GZ</b>	Galvanized
<b>GM</b>	Galvalume®
<b>ST</b>	Standard Gauge
<b>HT</b>	Econo Gauge Steel
<b>EC</b>	Econo Gauge Aluminum
<b>AL</b>	Aluminum
<b>EMB</b>	Embossed (Woodgrain)



# EAVE DRIP - STYLE "D"

Design Features: Extended support for shingle at edge of roof.

Material: Galvanized Steel and Aluminum

Footnotes: 10' lengths, other sizes, colors & roof pitches available upon request.

## EAVE DRIP/STYLE "D" TYPE "L" (4 1/2" Girth 1 1/2" Face)


Item	Description	Pack
03981	STYLE D LONG DL GZ ST	25
03974	STYLE D LONG DL GZ ST ALMOND	25
03977	STYLE D LONG DL GZ ST BLACK	25
03976	STYLE D LONG DL GZ ST BROWN	25
03979	STYLE D LONG DL GZ ST CHESSER GRAY	25
03978	STYLE D LONG DL GZ ST TAN	25
03975	STYLE D LONG DL GZ ST WHITE	25
03962	STYLE D LONG DL GZ ST WWOOD	25
90048	STYLE D LONG DL AL 28 WHITE	25
90044	STYLE D LONG DL AL 28 WWOOD	25



## EAVE DRIP/STYLE "D" TYPE "L" (6" Girth 1 3/4" Face)

11354	EAVE DRIP GZ HT	6" X 1 3/4" F	25
11356	EAVE DRIP GZ ST	6" X 1 3/4" F	25
07267	EAVE DRIP GZ ST	6" X 1 3/4" F ALMOND	25
11240	EAVE DRIP GZ ST	6" X 1 3/4" F BROWN	25
11448	EAVE DRIP GZ ST	6" X 1 3/4" F WHT	25
01923	EAVE DRIP GZ ST	6" X 1 3/4" F WWOOD	25

### FLASHING & TRIM COLORS



### CODES

<b>GZ</b>	Galvanized
<b>GM</b>	Galvalume®
<b>ST</b>	Standard Gauge
<b>HT</b>	Econo Gauge Steel
<b>EC</b>	Econo Gauge Aluminum
<b>AL</b>	Aluminum
<b>EMB</b>	Embossed (Woodgrain)



# EAVE DRIP - GALVANIZED STEEL

Design Features: Extended support for shingle at edge of roof.

Material: Galvanized Steel

Footnotes: 10' Lengths, other sizes, colors & roof pitches available upon request.

## EAVE DRIP - ALUMINUM

Item	Description	Pack
11402	EAVE DRIP AL ST 6" X 1-3/4" F WHITE	25



### FLASHING & TRIM COLORS

Almond
Black
Brown
Chesser Gray
Tan
Weathered Wood
White

Colors samples are digital representations. For more precise color matching request a metal color sample.

### CODES

<b>GZ</b> Galvanized
<b>GM</b> Galvalume®
<b>ST</b> Standard Gauge
<b>HT</b> Econo Gauge Steel
<b>EC</b> Econo Gauge Aluminum
<b>AL</b> Aluminum
<b>EMB</b> Embossed (Woodgrain)



# GRAVEL GUARD

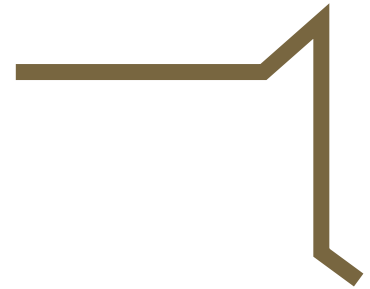
Design Features: A raised stop at the roof edge to control drainage on flat or very low slope roofs.

Material: Galvanized Steel

Footnotes: 10' lengths, knuckle heights are variable. Painted available on request.

## EAVEDRIP-GALVANIZED

Item	Description	Knuckle	Pack
01860	GRAVEL GUARD GZ ST 5" STYLE E	1/2"	25
01862	GRAVEL GUARD GZ ST 6" STYLE E	1/2"	25



# MODIFIED ROOF EDGE

Design Features: Similar use and style as Gravel Guard with a 1/4" knuckle.

Material: Galvanized and Painted Steel

Footnotes: Face and roof deck dimension can be modified. Painted available upon request.

## MODIFIEDROOFEDGE-GALVANIZED

Item	Description	Pack
01880	MODIFIED ROOF EDGE GZ ST 6"	25
01927	MODIFIED ROOF EDGE GZ ST 7"	25
01911	MODIFIED ROOF EDGE GZ ST 7 1/2"	25
02475	MODIFIED ROOF EDGE GZ ST 8"	25
02006	MODIFIED ROOF EDGE GZ 28 7"	25



## CONCRETE & MASONRY PRODUCTS

### Pier Caps

Design Features: Metal moisture barrier/separation between concrete and wood floor framing.

Material: 26 Gauge Galvanized Steel

#### PIER CAPS - GALVANIZED

Item	Description		Pack
10485	PIER CAP GZ	8" X 8"	50
10495	PIER CAP GZ	8" X 16"	50



### Mobile Home Skirting

Design Features: Economical block embossed galvanized steel panels in an easy to handle size. The panels may be attached to a simple frame for mobile home skirting or utilized as a decorative wall covering.

Material: 32 Gauge Galvanized Steel

#### MOBILE HOME SKIRTING

Item	Description	Pack
13174	MOBILEHOME SKIRTING ROCKFACE	28" X 60" 10



# BUILDER HARDWARE

## PIPE BOOTS

Design Features: Mount directly over exposed pipe penetration.  
Available in a wide range of sizes and types to meet most job specifications.

### PIPE BOOTS

Item	Description	Pack
23190	PIPE BOOT AL BASE 1"-3" RUBBER	20
23191	PIPE BOOT AL BASE 3"-4" RUBBER	20
23186	PIPE BOOT GZ BASE 1 1/2"-3" RUBBER	20
23187	PIPE BOOT GZ BASE 3" - 4" RUBBER	20
23188	PIPE BOOT PL BASE 1"-3" RUBBER	20
23189	PIPE BOOT PL BASE 3"-4" RUBBER	20



## PIPE FLASHING

Design Features: Mount directly over exposed pipe penetration.  
Available in a wide range of sizes and types to meet most job specifications.

### PIPE FLASHING

Item	Description	Pack
RJ15FHA-SP	PIPE FLASHING FHA BASE 1 1/2"	25
RJ2FHA-SP	PIPE FLASHING FHA BASE 2"	25
RJ3FHA-SL	PIPE FLASHING FHA BASE 3"	10
RJ4FHA-SL	PIPE FLASHING FHA BASE 4"	10







# VENTILATION PRODUCTS

Design Features: Screened louvers produced in multiple flange mounts.

## RECTANGULAR GABLE LOUVERS

Item	Description	Pack
GLFF1212G	GABLE LOUVER 12" X 12" FLANGE FRONT	10
GLFF1218G	GABLE LOUVER 12" X 18" FLANGE FRONT	10
GLFF1418G	GABLE LOUVER 14" X 18" FLANGE FRONT	10
GLFF1424G	GABLE LOUVER 14" X 24" FLANGE FRONT	10
GLFF1824G	GABLE LOUVER 18" X 24" FLANGE FRONT	10
GLFF 2430G	GABLE LOUVER 24" X 30" FLANGE FRONT	6
GLPG1212G	GABLE LOUVER 12" X 12" PLASTER GROUND	10
GLPG1412G	GABLE LOUVER 14" X 12" PLASTER GROUND	10
GLPG1418G	GABLE LOUVER 14" X 18" PLASTER GROUND	10
GLPG1824G	GABLE LOUVER 18" X 24" PLASTER GROUND	10

*\*Custom sizes available on special order*



# CONSTRUCTION HARDWARE

## ROD CHAIRS

Design Features: Rod chairs support, accurately locate and firmly hold in place all reinforcing steel before and during the placing of concrete. Single level design as required by specification.

Installation: Spacing between rod chair bar supports is a maximum of 4'-0" o.c. and 2'-0" from corners.

For further information, refer to your building code for proper distance.

### RODCHAIRS/METALANDPLASTIC

Item	Description	Pack
14998	ROD CHAIR PLASTIC 2-1/4" 500/BG	10
21594	ROD CHAIR PLASTIC 3-1/4" SINGLE 500/EA	500

## WALL TIES

Design Features: Firmly anchor brick veneer wall courses to the supporting wood or block wall structure. Deep corrugations provide strong anchorage in mortar courses. Heavy galvanizing over steel protects against corrosion and rust. Codes usually require one wall tie for three sq. ft. of surface area. Wall Ties are spaced two ft. on center horizontally and 16-18 inches on center vertically.

Material: Standard Gauge and 22 gauge galvanized steel

### WALL TIE

02376	WALL TIE STD GA ZIG ZAG	1000
-------	-------------------------	------

## H-MOLDING

Design Features: Used to splice butt joints of plywood soffit systems.

Material: Aluminum extrusion

### H-MOLDING

12754	H-MOLDING AL 3/8" X 12'	50
06158	H-MOLDING AL 7/16" X 12'	50



# CONSTRUCTION HARDWARE

## SIDING CORNERS & JOINT COVERS

Design Features: Formed metal to connect corners and cover exposed edges and unsightly butt joints in lap siding applications.

Material: Primed Painted Aluminum

### SIDING CORNERS

Item	Description	Pack
06229	SIDING CORNERS #1000 6 SMOOTH	100
06230	SIDING CORNERS #1100 8 SMOOTH	100
06691	SIDING CORNERS 2108XL 8 SMOOTH	100
10048-1	SIDING CORNERS 2110X-12 12 SMOOTH	100
10044-1	SIDING CORNERS 2110X-IS 12 SMOOTH	100
06693	SIDING CORNERS 2110XL 12 SMOOTH	100
06692	SIDING CORNERS 2108XL 8W WOODGRAIN	100
06378	SIDING CORNERS 2110XL 12W WOODGRAIN	100

### SIDING JOINT COVERS

06626	H-MOLD JOINT COVERS 8 SMOOTH	100
06627	H-MOLD JOINT COVERS 12H SMOOTH	100
06628	H-MOLD JOINT COVERS 8HW WOODGRAIN	100
06629	H-MOLD JOINT COVERS 12HW WOODGRAIN	100

## LAP SIDING STARTER STRIP

Design Features: Provides a straight, true & level starter for lap siding.

Material: Aluminum & Galvanized

### LAP SIDING STARTER STRIP

02898	STARTER STRIP SIDING GALVANIZED 2 5/16"	50
35GSS	STARTER STRIP SIDING GALVANIZED 3 1/2"	25

\* Mill finish aluminum for excellent corrosion resistance

\* Slotted Nail hole spaces to allow for expansion & contraction.

\* Hemmed edges & stiffener ribs help to maintain alignment


## DRYWALL ACCESSORIES

**Design Features:** Extra wide knurled flanges provide excellent joint compound, paint & texture plaster bond adhesion. Superior, strong, straight, protection from edge chipping or cracking. Excellent for use with fast setting joint compounds for easy finishing. Can be fastened to drywall corners with nails, screws, or clinching tools. Unlike paper tape, steel nose beads are the most problem free from scuffing and fuzing.

**Material:** Galvanized Steel


### DRYWALL CORNER BEAD

Item	Description	Pack
10530	CORNER BEAD GZ 8'	63
10532	CORNER BEAD GZ 9'	56
10524	CORNER BEAD GZ 10'	50



### TAPED CORNER BEAD

70086	CORNER BEAD OUTSIDE PAPER SUPERWIDE 8'	50
70088	CORNER BEAD INSIDE PAPER SUPERWIDE 10'	50
70087	CORNER BEAD OUTSIDE PAPER SUPERWIDE 10'	50



## VINYL CORNER BEAD

**Design Features:** Strong, durable and straight reinforcement for drywall and veneer plaster corners.

### VINYL BULLNOSE CORNER BEAD

10514	CORNER BEAD VINYL BULLNOSE 3/4" X 10'	35
-------	---------------------------------------	----



# METAL LATH - DIAMOND MESH

Design Features: A multi-purpose utility lath base, suitable for use with either steel or wood framing. It is easily cut and formed to accommodate curved surfaces, and is commonly used for external stucco applications, including decorative, contour plastering, structural fireproofing, or furred walls.

## GALVANIZED METAL LATH

Item	Description	Pack
13189	LATH 2.5 DIAMOND MESH 27" X 96"	100

# ROOFTOP SAFETY KIT

Design Features: Universal shock-resistant harness with 5 adjustment options for comfort, 50ft. rope lifeline with attached positioning device and snaphook, anchor and fasteners, instructional DVD and booklet in English and Spanish. OSHA Directive STD-03-11-002 compliant



## ROOF TOP SAFETY KITS

Item	Description	Pack
90022	ROOF TOP RESIDENTIAL FALL PROTECTION KIT	1

# ROOF BRACKETS

## ROOF BRACKETS


Item	Description	Pack
98999	ROOF BRACKET 10" ADJUSTABLE	10
99000	ROOF BRACKET 10" X 45 DEGREES	10
99001	ROOF BRACKET 6" X 90 DEGREES	10

# METAL ROOFING

## 21/2" CORRUGATED METAL ROOFING PANELS

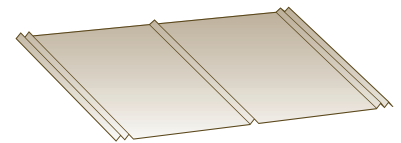
Item	Description	Length	Pack
13511	CORRUGATED GZ 32	6'	50
13513	CORRUGATED GZ 32	8'	50
13504	CORRUGATED GZ 32	10'	50
13506	CORRUGATED GZ 32	12'	50
13508	CORRUGATED GZ 32	14'	50
07010	CORRUGATED GZ 32	16'	50
07036	CORRUGATED GZ 29	6'	50
13478	CORRUGATED GZ 29	8'	50
13473	CORRUGATED GZ 29	10'	50
13474	CORRUGATED GZ 29	12'	50
13475	CORRUGATED GZ 29	14'	50
13476	CORRUGATED GZ 29	16'	50
08129	CORRUGATED GZ 26	8'	50
13458	CORRUGATED GZ 26	10'	50
13459	CORRUGATED GZ 26	12'	50

CUT TO LENGTH  
SIZES AVAILABLE  
FOR ALL STYLES




## 5V CRIMP METAL ROOFING PANELS

13351	5V CRIMP GZ 29	8'	50
13340	5V CRIMP GZ 29	10'	50
13343	5V CRIMP GZ 29	12'	50
13345	5V CRIMP GZ 29	14'	50
13347	5V CRIMP GZ 29	16'	50
13319	5V CRIMP GZ 26	8'	50
13309	5V CRIMP GZ 26	10'	50
13311	5V CRIMP GZ 26	12'	50



## SM RIB METAL ROOFING PANELS

13560	SM RIB GZ 29	8'	50
13542	SM RIB GZ 29	10'	50
13544	SM RIB GZ 29	12'	50
13549	SM RIB GZ 29	16'	50



*GALVALUME AVAILABLE UPON REQUEST*



# METAL ROOFING ACCESSORIES

Design Features: Flashing for hip and ridge roof sections. For shingle or metal roof applications.

Materials: Galvanized Steel/Galvalume Steel

## RIDGE ROLL

Item	Description	Pack
15648	RIDGE ROLL GZ ST 10' PLAIN	10
15652	RIDGE ROLL GZ ST 12' PLAIN	10
15636	RIDGE ROLL GZ ST 10' CORRUGATED	10
01516	RIDGE ROLL GZ ST 12' CORRUGATED	10



## CLOSURE STRIPS

98957	CLOSURE STRIP CORRUGATED 2.67" 4/BG	25
98187	CLOSURE STRIP 5V INSIDE GLUE 4/BG	25
98956	CLOSURE STRIP 5V OUTSIDE GLUED 4/BG	25
98190	CLOSURE STRIP SM RIB INSIDE GLUED 4/BAG	25
98191	CLOSURE STRIP SM RIB OUTSIDE GLUED 4/BAG	25

## WOODFAST SCREWS #9

34166	SCREW WOODFAST #9 1-1/2" GZ 100/BG	1
34404	SCREW WOODFAST #9 1-1/2" GZ 250/BG	1

## TAPE SEALANT

99415	TAPE SEALANT BUTYL 3/32" X 1/2" X 45'	32
-------	---------------------------------------	----

## CODES

<b>GZ</b>	Galvanized
<b>GM</b>	Galvalume®
<b>ST</b>	Standard Gauge
<b>HT</b>	Econo Gauge Steel
<b>EC</b>	Econo Gauge Aluminum
<b>AL</b>	Aluminum
<b>EMB</b>	Embossed (Woodgrain)



# METAL ROOFING COLORS

40 Year Warranty




**Barn Red\***  
(SR) .35 (TE) .83 (SRI) 36



**Mocha Tan\***  
(SR) .32 (TE) .83 (SRI) 32



**Forest Green\***  
(SR) .25 (TE) .83 (SRI) 22



**Bone White\***  
(SR) .55 (TE) .83 (SRI) 63



**Light Stone\***  
(SR) .55 (TE) .83 (SRI) 63



\* Meets or exceeds Energy Star® requirements for:  
Solar Reflectance (SR), Thermal Emittance (TE), Solar Reflectance Index (SRI)

†Energy Star®/Cool Color availability in 26 gauge

††Cool Color availability varies by gauge

NOTE: Colors shown are for reference only. Actual metal color samples are available upon request.

All galvanized & galvalume flashing/trim is 29 & 26 Gauge • All painted flashing/trim is 26 Gauge

[dotmetalproducts.com](http://dotmetalproducts.com)

CustomerService/SpecialOrder:800.330.8409