



BANKS OUTDOORS

2021 PRODUCT GUIDE



WHERE MEMORIES ARE BORN.

We are a company that believes in creating great experiences in the field. With our wide range of high quality products you are able to create the ultimate hunting property that fosters memories for a lifetime. We want to make your outdoor experiences richer by allowing you to share it with the ones you love.







NEW FOR 2021



STUMP 4

LIMITED EDITION

Your 360-degree view just got even better. New for 2021, the Limited Edition Stump 4 360° boasts eight silent-swinging framed windows creating the ultimate panoramic view. This blind is available as a fully equipped 'Pro Hunter' or standard Stump 4 model. With over 30 sq ft of room inside, the family-friendly 'Stump 4 360°' is perfect for filming hunts and viewing wildlife from every direction.



FEATURES: ▼

- Available in Pro Hunter or Standard Stump 4 model
- Comes equipped with 8 silent-swinging windows for a 360-degree view
- Seamless construction for a scent-tight, sound-proof, and water-resistant blind

THE STUMP 2

FEATURES: ▼

- 1 Durable UV-stabilized polyethylene in Weathered Wood color.
- 2 Oval seamless shell offers extreme durability and weather protection.
- 3 Silent swinging acrylic framed windows, sealed for weather & scent control.
- 4 Full walk-through sealed door for an easy entrance and exit.
- 5 Climate control vents to help regulate temperature, fresh air and humidity.
- 6 Rigid heavy-duty steel base for easy, secure mounting and elevating.
- 7 Ability to be elevated by wood or steel legs allows for multiple options.
- 8 4-layer floor system provides stability, durability, comfort & concealment. New Floor Mat included in all blinds.



INTERIOR VIEWS

THE STUMP 2

THE STUMP 2 'VISION'



STUMP 2

STUMP 2 VISION

MODEL NO:	MATERIAL:	WEIGHT:	DIMENSIONS:	INSIDE HEIGHT:	DOOR OPENING:	# OF WINDOWS:	WINDOW SIZE:
ST2	Polyethylene	285 lbs	26" W x 54" H	78"	6.5' W x 4' L	6	(4) 10.5"x19.5" (1) 14"x22" (1) 34"x14"
ST2VIS	Polyethylene	285 lbs	26" W x 54" H	78"	6.5' W x 4' L	6	(4) 9.5"x45" (1) 14"x22" (1) 34"x14"



JOHN RISCH

WHITE TAIL PROPERTIES

THE STUMP 3

FEATURES: ▼

- 1 Durable UV-stabilized polyethylene in Weathered Wood color.
- 2 Round seamless shell offers extreme durability and weather protection.
- 3 Silent swinging acrylic framed windows, sealed for weather & scent control.
- 4 Full walk-through sealed door for an easy entrance and exit.
- 5 Climate control vents to help regulate temperature, fresh air and humidity.
- 6 Rigid heavy-duty steel base for easy, secure mounting and elevating.
- 7 Ability to be elevated by wood or steel legs allows for multiple options.
- 8 4-layer floor system provides stability, durability, comfort & concealment. New Floor Mat included in all blinds.



INTERIOR VIEWS

THE STUMP 3

THE STUMP 3 'VISION'



STUMP 3

STUMP 3 VISION

MODEL NO:	MATERIAL:	WEIGHT:	DIMENSIONS:	INSIDE HEIGHT:	DOOR OPENING:	# OF WINDOWS:	WINDOW SIZE:
ST3	Polyethylene	325 lbs	64" Diameter	80"	26" W x 54" H	5	(5) 14" x 22"
ST3VIS	Polyethylene	325 lbs	64" Diameter	80"	26" W x 54" H	5	(1) 14" x 22" (4) 9.5" x 45"



THE STUMP 4

FEATURES: ▼

- 1** Durable UV-stabilized polyethylene in Weathered Wood color.
- 2** Round seamless shell offers extreme durability and weather protection.
- 3** Silent swinging acrylic framed windows, sealed for weather & scent control.
- 4** Full walk-through sealed door for an easy entrance and exit.
- 5** Climate control vents to help regulate temperature, fresh air and humidity.
- 6** Rigid heavy-duty steel base for easy, secure mounting and elevating.
- 7** Ability to be elevated by wood or steel legs allows for multiple options.
- 8** 4-layer floor system provides stability, durability, comfort & concealment. New Floor Mat included in all blinds.



INTERIOR VIEWS

THE STUMP 4

THE STUMP 4 'VISION'



STUMP 4

STUMP 4 VISION

MODEL NO:	MATERIAL:	WEIGHT:	DIMENSIONS:	INSIDE HEIGHT:	DOOR OPENING:	# OF WINDOWS:	WINDOW SIZE:
ST4	Polyethylene	400 lbs	77" Diameter	80"	26" W x 54" H	6	(5) 14" x 22" (1) 34" x 14"
ST4VIS	Polyethylene	400 lbs	77" Diameter	80"	26" W x 54" H	6	(1) 14" x 22" (4) 9.5" x 45" (1) 34" x 14"




HUMANIMAL

HUMANIMAL

THE STUMP 2 'PRO HUNTER'

THE STUMP 3 'PRO HUNTER'



MODEL NO: ST2WP & ST2WPVIS
MATERIAL: Polyethylene
WEIGHT: 285 lbs
DIMENSIONS: 6.5' W x 4' L
INSIDE HEIGHT: 78"
DOOR OPENING: 26" W x 54" H

MODEL NO: ST3WP & ST3WPVIS
MATERIAL: Polyethylene
WEIGHT: 325 lbs
DIMENSIONS: 64" Diameter
INSIDE HEIGHT: 80"
DOOR OPENING: 26" W x 54" H



WHITETAIL PROPERTIES

Signature Series

PRO HUNTER



WHITETAIL PROPERTIES

PRE-ASSEMBLED WITH INCLUDED ACCESSORIES: ▼

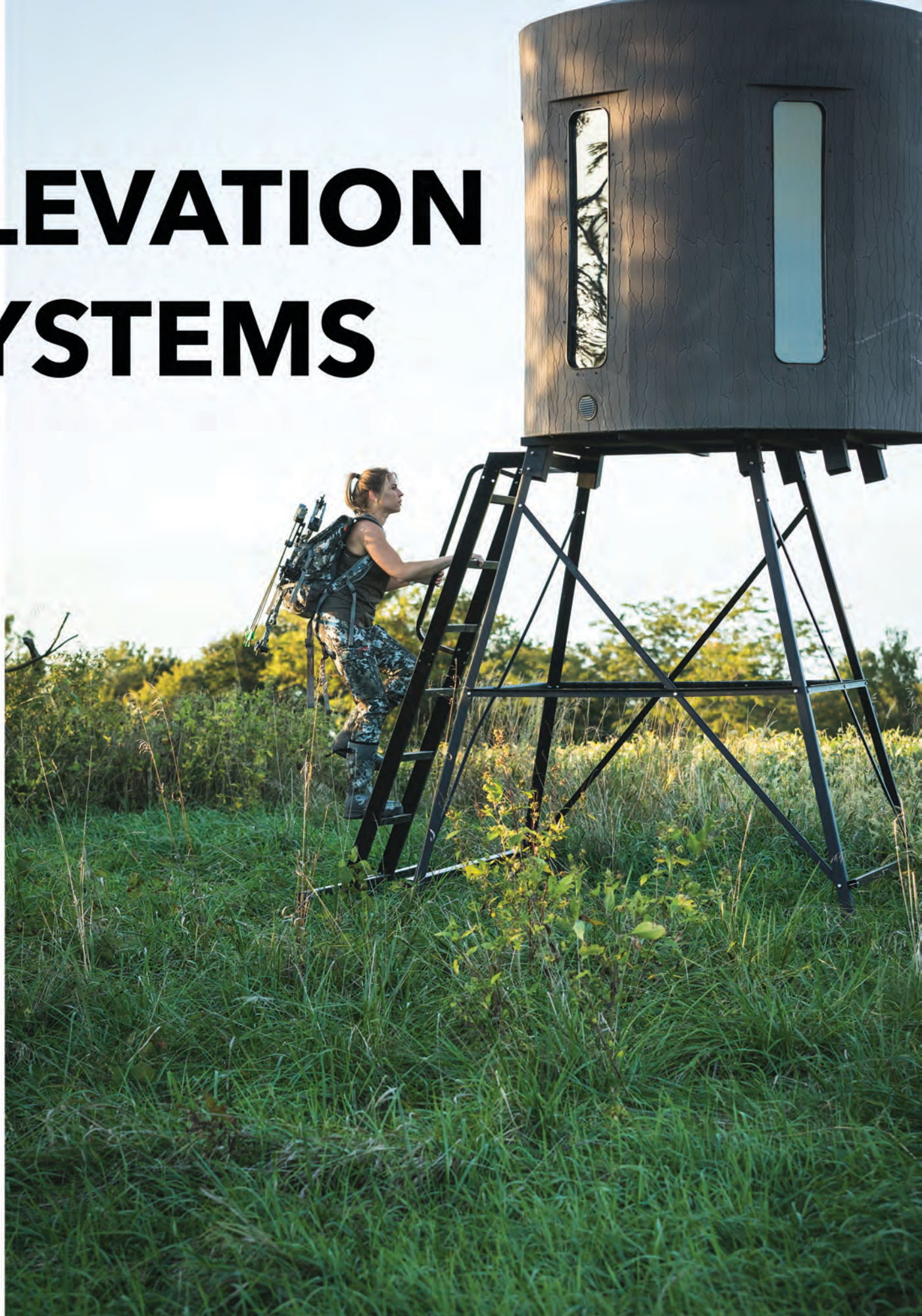
- | | | | |
|---|--------------------------|----|-----------------|
| 1 | Camo Curtains | 6 | Bow Hanger |
| 2 | Wall Insulation | 7 | Captain's Chair |
| 3 | Storage Shelf with Light | 8 | Stump Chair |
| 4 | Bi-Pod Shooting Stick | 9 | Carbon Filters |
| 5 | Floor Mat | 10 | Anchor Kit |
| 6 | Blind Towel - NEW | | |



THE STUMP 4 'PRO HUNTER'

MODEL NO:	ST4WP & ST4WPVIS
MATERIAL:	Polyethylene
WEIGHT:	400 lbs
DIMENSIONS:	77" Diameter
INSIDE HEIGHT:	80"
DOOR OPENING:	26" W x 54" H

ELEVATION SYSTEMS



SKID KIT

The Skid Kit mounts to the 4' and 8' Tower (NOT INCLUDED), creating a 4' or 8' Skid System, which is easy to move around the property and get in and out when hunting.



WHITETAIL PROPERTIES

STEEL TOWER SYSTEM

Available in 4', 8' and 12' (created with 4' Extension Kit) heights, The Steel Tower System mounts to any Banks Outdoors hunting blind. Equipped with 8/12-gauge steel, this durable tower system can accommodate any hunting situation. The easy-to-assemble design allows it to be erected in the field.



*Created with 4' extension + 8' tower

GAME OF INCHES

THE STUMP SCOUT



With an included ski base and rigid hitch, moving your Stump Scout from place to place has never been easier. Deer are always on the move, and you may want a hunting blind that's mobile too. A ski base attached to the blind enables you to tow it around the property with a truck, ATV or tractor all season long.

MOBILITY + DURABILITY AT ITS FINEST.



STUMP 2 SCOUT



STUMP 4 SCOUT



STUMP 3 SCOUT



	MODEL NO:	MATERIAL:	WEIGHT:	DIMENSIONS:	INSIDE HEIGHT:	DOOR OPENING:	# OF WINDOWS:	WINDOW SIZE:
STUMP 2	ST2SCT	Polyethylene	315 lbs	6.5' W x 4' L	78"	26" W x 54" H	6	(4) 10.5" x 19.5" (1) 14" x 22" (1) 34" x 14"
STUMP 3	ST3SCT	Polyethylene	350 lbs	64" Diameter	80"	26" W x 54" H	5	(5) 14" x 22"
STUMP 4	ST4SCT	Polyethylene	425 lbs	77" Diameter	80"	26" W x 54" H	6	(5) 14" x 22" (1) 34" x 14"

THE STUMP ICE



This hunting blind and ice fishing shelter combination comes with a ski base and a steel hitch to make moving it easy and trouble-free. Simply drag or tow the shelter where you want to hunt or fish, open the door and start watching for deer or reeling in fish. When it's time to quit, store all your gear inside, step outside, close the door and go. The windproof, rigid construction promises to deliver extreme durability.





**THE STUMP 2
ICE**

MODEL NO: ST2ICE
MATERIAL: Polyethylene
WEIGHT: 315 lbs
DIMENSIONS: 6.5' W x 4' L
INSIDE HEIGHT: 78"
DOOR OPENING: 26" W x 54" H

**THE STUMP 3
ICE**

MODEL NO: ST3ICE
MATERIAL: Polyethylene
WEIGHT: 350 lbs
DIMENSIONS: 64" Diameter
INSIDE HEIGHT: 80"
DOOR OPENING: 26" W x 54" H



**THE STUMP 4
ICE**

MODEL NO: ST4ICE
MATERIAL: Polyethylene
WEIGHT: 425 lbs
DIMENSIONS: 77" Diameter
INSIDE HEIGHT: 80"
DOOR OPENING: 26" W x 54" H

STUMP ACCESSORIES

PHOTO: WHITETAIL PROPERTIES



FRAMED WINDOW



STEALTH SCREEN



CAPTAIN'S CHAIR



STORAGE SHELF WITH LIGHT



CAMO CURTAIN KIT



WALL INSULATION



GHILLIE COVER



STUMP CHAIR



LOCKING DOOR HANDLE



FOAM FLOOR MAT



BOW HANGER



GUN REST



ANCHOR KIT



CARBON FILTERS



BI-POD SHOOTING STICK



STUMP LIGHT



8'12' STEEL LADDER



DECK PLATE



BLIND TOWEL

NEW!

BUILD YOUR BLIND EXACTLY THE WAY YOU WANT IT.



PHOTO: WHITETAIL FIX

FEEDBANK FEEDER

The Feedbank is a gravity deer feeder designed to elevate with a single center post. This eliminates any obstruction for bucks to access the feed, unlike standard tripod feeders. The adjustable feed ports accommodate a wide variety of feed and protein. The gravity style feeder comes in several sizes that will fit any land manager's desires; Feedbank 40, 150, 300 and 600.



FEEDBANK 40



FEEDBANK 150



	MODEL NO:	MATERIAL:	FEED CAPACITY:	FEED PORTS:	ATTACHES TO:
FEEDBANK 40	FB40	Polyethylene	40 lbs	2	Fence, T-Post 4x4, Tree
FEEDBANK 150	FB150	Polyethylene	150 lbs	4	4x4, Tree
FEEDBANK 300	FB300	Polyethylene	300 lbs	4	4x4, Tree
FEEDBANK 600	FB600	Polyethylene	600 lbs	4	6x6, Tree



FEEDBANK 300



FEEDBANK 600

WILD WATER® WATERING SYSTEM



WILD WATER® 300

MODEL NO: WW300
CAPACITY: 300 Gallons



Wild Water® is the watering system for all the wildlife on your property. Reduce the effect disease and dehydration can have on your deer herd. Fill the Wild Water® concealed tank and let it flow into the water trough area. Once it's filled to capacity the float valve system will shut itself off until water is needed again. Feed multiple animals at one time.

FEATURES: ▼

- 1** Wildlife-friendly shallow trough allows access for various animals.
- 2** Adjustable float valve helps to control water levels.
- 3** Protective cover over valve helps prevent animal damage.
- 4** Enclosed tank ensures fresh water supply.
- 5** Round design with bark pattern helps to blend in nature.
- 6** Fork pockets for easy transport. 300 Gallon only.
- 7** 100 Gallon Bladder Fill Tank available for purchase.

WILD WATER®
100 - 3 FT TROUGH

MODEL NO: WW1003
CAPACITY: 100 Gallons



WILD WATER®
100 - 7 FT TROUGH

MODEL NO: WW1007
CAPACITY: 100 Gallons



HUMANIMAL






TEAM 200



MIKE ZIMMER - MN VIKINGS



THE BREAK



HUMANIMAL



WHITETAIL PROPERTIES



WHITETAIL FIX



THE WILD OUTDOORS



BEYOND THE HUNT



GAME OF INCHES



GRACE, CAMO & LACE

THE PROS THAT COUNT ON BANKS



PHOTO: WHITETAIL PROPERTIES





31785 64TH AVE | CANNON FALLS, MN | 1-800-262-4129

WWW.BANKSOUTDOORS.COM

